

## April, 2013 – *DividendRank* Report

<http://www.canadastockchannel.com/>

History has shown that the bulk of the stock market's returns are delivered by dividends. Only consistently profitable companies can afford to keep paying dividends, so profitability is of critical importance. And investors shouldn't pay too expensive a price to buy a stock, even if the company itself is strong. So therefore, dividend investors should be most interested in researching the strongest most profitable companies, that also happen to be trading at an attractive valuation.

Each month, Canada Stock Channel screens through our coverage universe of dividend paying Canadian stocks, to look at a variety of data – dividend history & yield, book value, quarterly earnings – and compare it to the stock's trading data to come up with certain calculations about profitability and about the stock's valuation (whether we think it looks "cheap" or "expensive"). Our proprietary *DividendRank* formula ranks stocks within the following 18 sectors/categories, to identify the top most "interesting" ideas that merit further research.



Business Services & Equipment

Construction

Consumer Goods

Consumer Services

Energy

ETFs & CEFs

Financial

Healthcare

Industrial

Manufacturing

Materials

Media

Metals & Mining

Real Estate

Technology

Transportation

Travel & Entertainment

Utilities

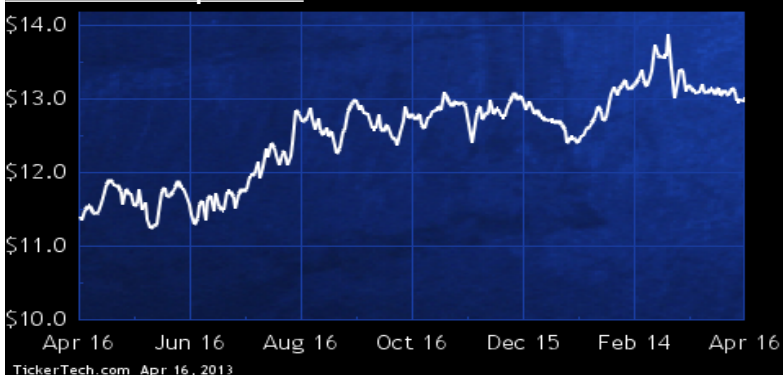
## Business Services & Equipment

DividendRank	Symbol	Dividend	Recent Yield*
#1	<a href="#">MSI.CA</a>	M 0.78	6.01%
#2	<a href="#">KBL.CA</a>	M 1.15	3.53%
#3	<a href="#">IBG.CA</a>	Q 0.55	11.25%
#4	<a href="#">BYD.UN.CA</a>	M 0.47	2.47%
#5	<a href="#">IAM.CA</a>	A 0.05	10.76%
#6	<a href="#">AHF.CA</a>	Q 0.05	3.43%
#7	<a href="#">CWL.CA</a>	Q 0.06	8.46%

\* (updated 11 hours, 31 minutes ago) Yield calculations vary and may not be reliable nor comparable. Not all publicly traded securities are ranked; data may be incorrect or out of date. Rankings are for informational purposes only and do not constitute investment advice. [Full disclaimer](#)

## Spotlight On: MSI.CA – 6.0% Yield

### Morneau Shepell Inc



Morneau Sobeco Income Fund is an unincorporated, open-ended, limited purpose trust. Co. is a Canadian-owned firm providing human resource consulting and outsourcing services, delivering solutions to assist employers in managing the financial security, health and productivity of their employees. Co. offers its services to organizations that are situated in Canada, in the United States and around the globe.

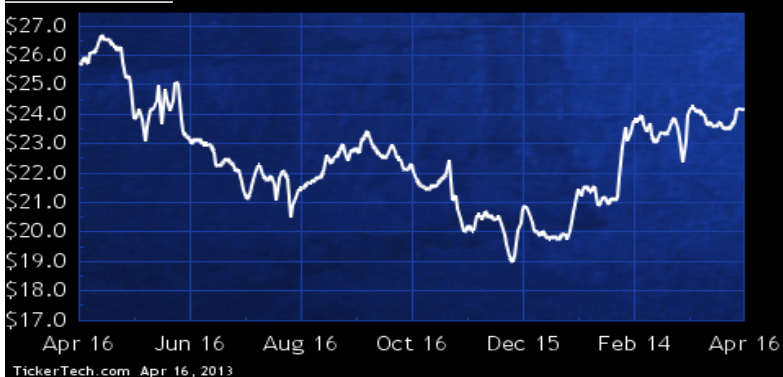
## Construction

DividendRank	Symbol	Dividend	Recent Yield*
#1	<a href="#">GNV.CA</a>	Q 1.50	6.21%
#2	<a href="#">ARE.CA</a>	Q 0.32	2.48%
#3	<a href="#">MCB.CA</a>	Q 0.20	4.70%
#4	<a href="#">WEQ.CA</a>	M 0.60	7.59%

\* (updated 11 hours, 31 minutes ago) Yield calculations vary and may not be reliable nor comparable. Not all publicly traded securities are ranked; data may be incorrect or out of date. Rankings are for informational purposes only and do not constitute investment advice. [Full disclaimer](#)

## Spotlight On: GNV.CA – 6.2% Yield

### Genivar Inc



Genivar is engaged in offering consulting services ranging from planning to execution, including conceptual and development studies, feasibility and economic studies, preliminary engineering and detailed design, plans and specifications, work supervision, environmental planning and projects and construction management. Co. operates in two geographic segment, Canada and International (Trinidad and Tobago and other countries). Through its subsidiaries, Co. operates in five industries: building, municipal infrastructure, industrial and energy, transportation and environment.

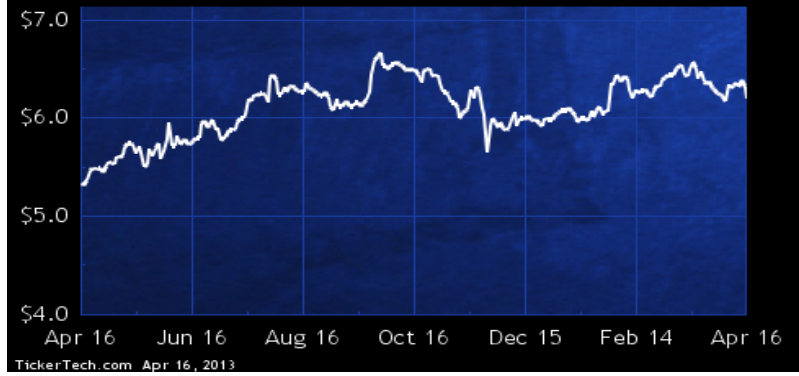
## Consumer Goods

DividendRank	Symbol	Dividend	Recent Yield*
#1	<a href="#">RSI.CA</a>	Q 0.36	5.81%
#2	<a href="#">RET.A.CA</a>	Q 0.80	8.97%
#3	<a href="#">ACQ.CA</a>	Q 0.72	3.29%
#4	<a href="#">CDL.A.CA</a>	Q 0.68	3.43%
#5	<a href="#">NWC.CA</a>	Q 1.12	4.62%
#6	<a href="#">IDG.CA</a>	Q 0.44	3.89%
#7	<a href="#">SC.CA</a>	Q 1.14	2.60%
#8	<a href="#">PBH.CA</a>	Q 1.18	6.23%
#9	<a href="#">UNS.CA</a>	Q 0.52	2.74%
#10	<a href="#">RET.CA</a>	Q 0.80	9.20%
#11	<a href="#">TPX.B.CA</a>	Q 1.30	2.50%
#12	<a href="#">SAP.CA</a>	Q 0.84	1.72%
#13	<a href="#">L.CA</a>	Q 0.88	2.15%
#14	<a href="#">CLK.CA</a>	Q 0.30	3.30%
#15	<a href="#">GBT.A.CA</a>	S 0.24	1.71%

\*(updated 11 hours, 31 minutes ago) Yield calculations vary and may not be reliable nor comparable. Not all publicly traded securities are ranked; data may be incorrect or out of date. Rankings are for informational purposes only and do not constitute investment advice. [Full disclaimer](#)

## Spotlight On: RSI.CA — 5.8% Yield

### Rogers Sugar, Inc.



Rogers Sugar Income Fund is an open ended, limited purpose trust established under the laws of the Province of Ontario, created to hold all of the common shares and subordinated notes of Rogers Sugar Ltd., a refiner, processor, distributor and marketer of sugar products in Western Canada.

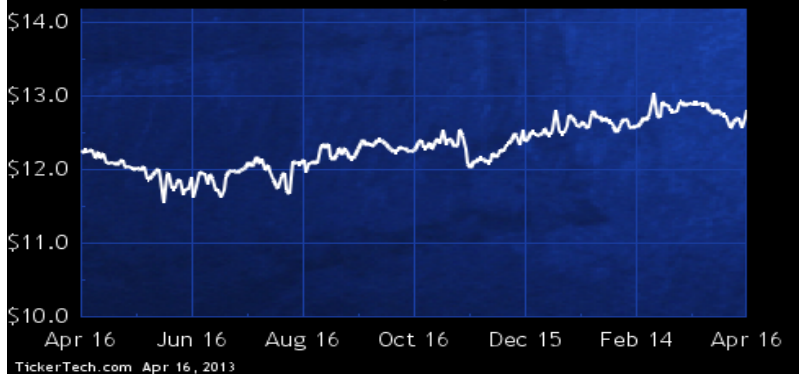
## Consumer Services

DividendRank	Symbol	Dividend	Recent Yield*
#1	<a href="#">LW.CA</a>	M 0.90	7.02%
#2	<a href="#">ECI.CA</a>	M 0.68	7.47%
#3	<a href="#">AF.CA</a>	Q 0.10	0.95%

\*(updated 11 hours, 31 minutes ago) Yield calculations vary and may not be reliable nor comparable. Not all publicly traded securities are ranked; data may be incorrect or out of date. Rankings are for informational purposes only and do not constitute investment advice. [Full disclaimer](#)

## Spotlight On: LW.CA — 7.0% Yield

### Leisureworld Senior Care Corp



Leisureworld Senior Care is a long-term care provider in the Province of Ontario and a participant in the Canadian seniors housing sector. Ancillary businesses of Co. include: Preferred Health Care Services - a provider of nursing and personal support services for both community based home healthcare and long-term care homes; Ontario Long Term Care - a provider of purchasing services, as well as dietary, social work, and other regulated health services to Leisureworld homes; and Tealwood Developments, a provider of laundry services to the Leisureworld homes.

## Energy

DividendRank	Symbol	Dividend	Recent Yield*
#1	<a href="#">PMG.CA</a>	Q 0.50	8.93%
#2	<a href="#">ESN.CA</a>	Q 0.10	4.88%
#3	<a href="#">TRP.CA</a>	Q 1.84	3.84%
#4	<a href="#">MMT.CA</a>	Q 0.20	13.52%
#5	<a href="#">BTE.CA</a>	M 2.64	6.85%
#6	<a href="#">GEI.CA</a>	Q 1.10	4.41%
#7	<a href="#">ALA.CA</a>	M 1.44	4.12%
#8	<a href="#">IMO.CA</a>	Q 0.48	1.23%
#9	<a href="#">HWO.CA</a>	M 0.15	6.41%
#10	<a href="#">AKT.A.CA</a>	Q 0.32	2.76%
#11	<a href="#">NKO.CA</a>	Q 0.24	3.92%
#12	<a href="#">SEQ.CA</a>	Q 0.48	12.98%
#13	<a href="#">CDI.CA</a>	Q 0.20	4.40%
#14	<a href="#">TOT.CA</a>	Q 0.20	1.46%
#15	<a href="#">TET.CA</a>	M 0.42	1.49%

\*(updated 11 hours, 31 minutes ago) Yield calculations vary and may not be reliable nor comparable. Not all publicly traded securities are ranked; data may be incorrect or out of date. Rankings are for informational purposes only and do not constitute investment advice. [Full disclaimer](#)

## Spotlight On: PMG.CA – 8.9% Yield

### Petrominerales Ltd



Petrominerales is an international oil and gas company involved in the exploration, development and production of crude oil in Colombia, Peru and Brazil.

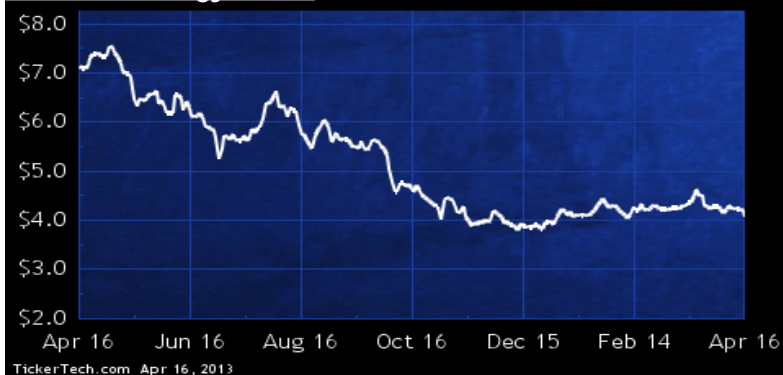
## ETFs & CEFs

DividendRank	Symbol	Dividend	Recent Yield*
#1	<a href="#">PLT.UN.CA</a>	M 0.60	14.71%
#2	<a href="#">NIF.UN.CA</a>	M 0.50	10.10%
#3	<a href="#">MMP.UN.CA</a>	M 0.84	23.53%
#4	<a href="#">SIN.UN.CA</a>	M 1.07	8.35%
#5	<a href="#">OCS.UN.CA</a>	Q 0.70	8.10%
#6	<a href="#">MHY.UN.CA</a>	M 0.60	6.44%
#7	<a href="#">VIP.UN.CA</a>	M 0.54	5.82%
#8	<a href="#">IDX.UN.CA</a>	M 0.84	6.89%
#9	<a href="#">RPI.UN.CA</a>	M 0.79	8.62%
#10	<a href="#">MID.UN.CA</a>	M 0.72	7.41%
#11	<a href="#">OCV.UN.CA</a>	M 0.84	9.49%
#12	<a href="#">DPF.UN.CA</a>	Q 0.52	15.30%
#13	<a href="#">CTF.UN.CA</a>	M 0.36	9.05%
#14	<a href="#">AV.UN.CA</a>	M 0.57	5.64%
#15	<a href="#">FFI.UN.CA</a>	M 0.96	7.42%

\*(updated 11 hours, 31 minutes ago) Yield calculations vary and may not be reliable nor comparable. Not all publicly traded securities are ranked; data may be incorrect or out of date. Rankings are for informational purposes only and do not constitute investment advice. [Full disclaimer](#)

## Spotlight On: PLT.UN.CA – 14.7% Yield

### Parallel Energy Trust



Parallel Energy Trust is an unincorporated open-ended limited purpose trust. The Trust's objective is to create stable, consistent returns for investors through the acquisition and development of conventional oil and natural gas reserves and production in the U.S. with unexploited low risk potential, and to pay out a portion of available cash to unitholders on a monthly basis. transfer agent and registrar

## Financial

DividendRank	Symbol	Dividend	Recent Yield*
#1	<u>EGL.UN.CA</u>	M 1.05	16.69%
#2	<u>LB.CA</u>	Q 1.96	4.55%
#3	<u>NA.CA</u>	Q 3.32	4.54%
#4	<u>CM.CA</u>	Q 3.76	4.89%
#5	<u>RY.CA</u>	Q 2.52	4.14%
#6	<u>TD.CA</u>	Q 3.24	4.05%
#7	<u>BNS.CA</u>	Q 2.40	4.22%
#8	<u>PME.CA</u>	M 1.08	22.74%
#9	<u>BMO.CA</u>	Q 2.96	4.75%
#10	<u>CIC.CA</u>	Q 0.70	7.34%
#11	<u>GWO.CA</u>	Q 1.23	4.76%
#12	<u>AD.CA</u>	M 1.26	4.47%
#13	<u>CSY.CA</u>	Q 0.65	8.44%
#14	<u>FAP.CA</u>	M 0.60	7.92%
#15	<u>GS.CA</u>	Q 0.70	3.86%

\* (updated 11 hours, 31 minutes ago) Yield calculations vary and may not be reliable nor comparable. Not all publicly traded securities are ranked; data may be incorrect or out of date. Rankings are for informational purposes only and do not constitute investment advice. [Full disclaimer](#)

## Spotlight On: EGL.UN.CA — 16.7% Yield

### Eagle Energy Trust



The Trust is an energy trust created to provide investors with a publicly traded, oil and natural gas focused, distribution producing investment, with favorable tax treatment relative to taxable Canadian corporations. Co.'s activities are restricted to owning property (other than real property or interests in real property), and it does not carry on business. The strategy of Co. is to make investments in subsidiaries that will enable them to acquire and exploit long-life hydrocarbon reserves, including the Salt Flat Interest, in certain established on-shore production basins in the U.S. Co.'s subsidiaries acquire, develop and produce petroleum reserves in the United States.

## Healthcare

DividendRank	Symbol	Dividend	Recent Yield*
#1	<u>ACC.CA</u>	Q 0.42	4.80%
#2	<u>BCI.CA</u>	Q 0.60	6.20%
#3	<u>OMG.CA</u>	Q 0.08	2.89%

\* (updated 11 hours, 31 minutes ago) Yield calculations vary and may not be reliable nor comparable. Not all publicly traded securities are ranked; data may be incorrect or out of date. Rankings are for informational purposes only and do not constitute investment advice. [Full disclaimer](#)

## Spotlight On: ACC.CA — 4.8% Yield

### Amica Mature Lifestyles Inc./ Style de Vie Amica Inc.



Amica Mature Lifestyles is engaged in the design, development, marketing, management and ownership of luxury housing and services for mature lifestyles. Co.'s operations are comprised of two operating segments: management operations; and ownership and corporate operations. Under its management operations segment, Co. generally supervises all aspects of operations of the seniors rental residences on behalf of the owners. Under its ownership and corporate operations segment, Co. reports the operating results of the seniors residences in which it has a 50% to 100% interest, and the equity results of the seniors residences in which it owns greater than a 20% and under a 50% interest.

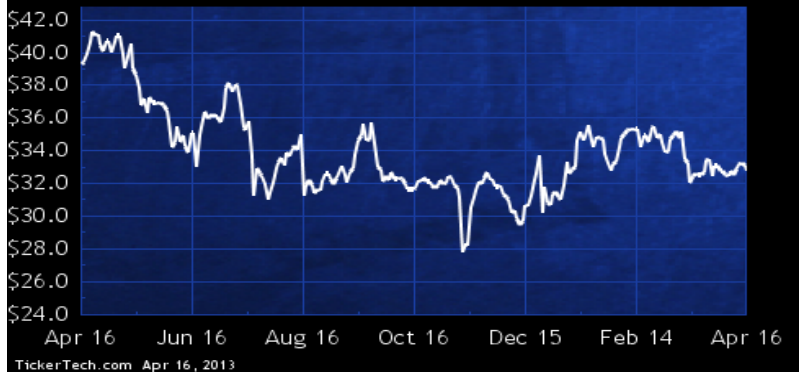
## Industrial

DividendRank	Symbol	Dividend	Recent Yield*
#1	<a href="#">AFN.CA</a>	M 2.40	7.32%
#2	<a href="#">XTC.CA</a>	Q 0.18	3.00%
#3	<a href="#">CWX.CA</a>	Q 0.28	11.34%
#4	<a href="#">CAE.CA</a>	Q 0.20	1.96%
#5	<a href="#">VLN.CA</a>	Q 0.32	2.73%
#6	<a href="#">SIS.CA</a>	A 0.08	5.04%

\*(updated 11 hours, 31 minutes ago) Yield calculations vary and may not be reliable nor comparable. Not all publicly traded securities are ranked; data may be incorrect or out of date. Rankings are for informational purposes only and do not constitute investment advice. [Full disclaimer](#)

## Spotlight On: AFN.CA – 7.3% Yield

### AG Growth International Inc.



AG Growth International is a manufacturer of portable and stationary grain handling, storage and conditioning equipment. Co.'s divisions include: Batco Manufacturing, which manufactures portable belt conveyors; Union Iron, which manufactures material-handling and storage equipment; Edwards Group, which manufactures natural air grain drying equipment; Wheatheart Manufacturing, which manufactures portable grain augers, grain-handling accessories and fencing equipment; Hi Roller, which manufactures dust-tight and self-reloading conveyors; Twister, which manufactures corrugated steel bins; and Applegate Livestock Equipment Inc., which manufactures cattle-handling and containment equipment.

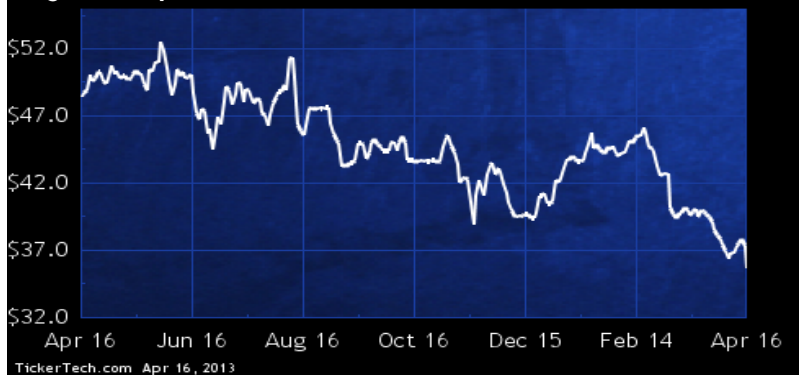
## Manufacturing

DividendRank	Symbol	Dividend	Recent Yield*
#1	<a href="#">WJX.CA</a>	M 3.24	9.10%
#2	<a href="#">MG.CA</a>	Q 1.28	2.21%
#3	<a href="#">AM.CA</a>	Q 0.24	8.73%
#4	<a href="#">DD.CA</a>	Q 0.08	3.64%
#5	<a href="#">GIL.CA</a>	Q 0.36	0.91%

\*(updated 11 hours, 31 minutes ago) Yield calculations vary and may not be reliable nor comparable. Not all publicly traded securities are ranked; data may be incorrect or out of date. Rankings are for informational purposes only and do not constitute investment advice. [Full disclaimer](#)

## Spotlight On: WJX.CA – 9.1% Yield

### Wajax Corp



Wajax is engaged in the sale and after-sales parts and service support of mobile equipment, industrial components and power systems, through a network of branches across Canada. Co. is a multi-line distributor and represents a number of worldwide manufacturers across its core businesses. Co.'s customer base is diversified, spanning natural resources, construction, transportation, manufacturing, industrial processing and utilities.

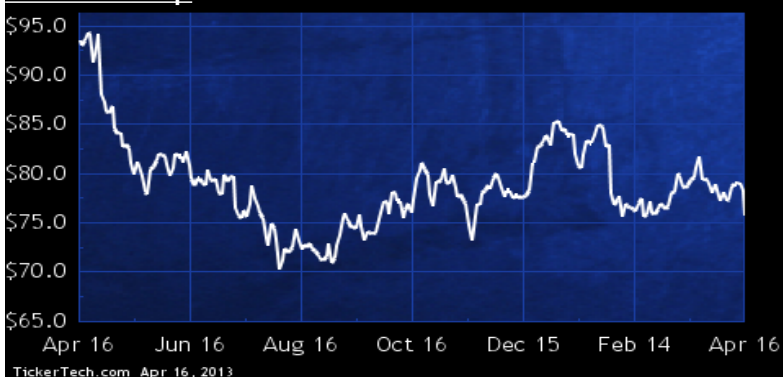
## Materials

DividendRank	Symbol	Dividend	Recent Yield*
#1	<a href="#">UFS.CA</a>	Q 1.80	2.38%
#2	<a href="#">ADN.CA</a>	Q 0.82	6.07%
#3	<a href="#">AGU.CA</a>	S 1.00	1.07%
#4	<a href="#">HWD.CA</a>	Q 0.14	2.26%
#5	<a href="#">SXP.CA</a>	Q 0.12	10.01%

\*(updated 11 hours, 31 minutes ago) Yield calculations vary and may not be reliable nor comparable. Not all publicly traded securities are ranked; data may be incorrect or out of date. Rankings are for informational purposes only and do not constitute investment advice. [Full disclaimer](#)

## Spotlight On: UFS.CA — 2.4% Yield

### Domtar Corp



Domtar designs, manufactures, markets and distributes a range of fiber-based products. Co. is a manufacturer and marketer of uncoated freesheet paper in North America for a range of customers, including merchants and retail outlets. Co. operates in three reportable segments: Pulp and Paper, which comprises the manufacturing, sale and distribution of communication, specialty and packaging papers, as well as softwood, fluff and hardwood market pulp; Distribution, which involves the purchasing, warehousing, sale and distribution of its paper products and those of other manufacturers; and Personal Care, which consists of the manufacturing, sale and distribution of adult incontinence products.

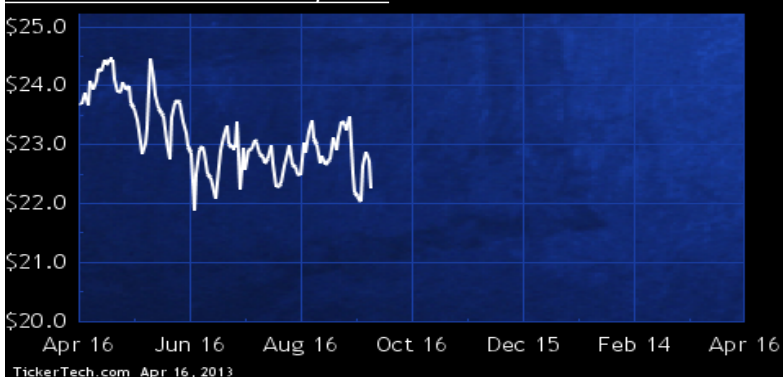
## Media

DividendRank	Symbol	Dividend	Recent Yield*
#1	<a href="#">CJR.B.CA</a>	M 1.02	4.17%
#2	<a href="#">TCL.A.CA</a>	Q 0.58	4.76%
#3	<a href="#">CCA.CA</a>	Q 1.04	2.38%
#4	<a href="#">CGO.CA</a>	Q 0.76	1.79%
#5	<a href="#">GVC.CA</a>	S 0.04	2.47%
#6	<a href="#">ACM.A.CA</a>	S 0.50	1.03%
#7	<a href="#">GCT.CA</a>	S 0.01	2.00%

\*(updated 11 hours, 31 minutes ago) Yield calculations vary and may not be reliable nor comparable. Not all publicly traded securities are ranked; data may be incorrect or out of date. Rankings are for informational purposes only and do not constitute investment advice. [Full disclaimer](#)

## Spotlight On: CJR.B.CA — 4.2% Yield

### Corus Entertainment, Inc.



Corus Entertainment is a Canadian media and entertainment company with a global distribution network for the programming Co. produces, in radio broadcasting, television broadcasting, and the production and distribution of children's media content. Co. has two brands of businesses: Radio and Television. Co. has 49 radio stations; a variety television networks focused on children and adult genres; and western Canada's premium television services. Co. also owns Nelvana Limited, an international producer and distributor of children's programming and merchandise products; Kids Can Press, the Canadian-owned English language publisher of children's books, and three broadcast television stations.

## Metals & Mining

DividendRank	Symbol	Dividend	Recent Yield*
#1	<a href="#">LIF.CA</a>	Q 1.00	3.17%
#2	<a href="#">AEM.CA</a>	Q 0.88	2.65%
#3	<a href="#">SVM.CA</a>	Q 0.10	3.49%
#4	<a href="#">VIC.CA</a>	Q 0.60	5.46%
#5	<a href="#">NSU.CA</a>	S 0.10	2.90%
#6	<a href="#">FNV.CA</a>	M 0.72	1.99%
#7	<a href="#">HBM.CA</a>	S 0.20	2.47%
#8	<a href="#">MDI.CA</a>	S 0.20	2.58%
#9	<a href="#">WLT.CA</a>	Q 0.50	2.39%
#10	<a href="#">AAB.CA</a>	S 0.01	4.00%
#11	<a href="#">DRX.CA</a>	S 0.02	1.49%

\*(updated 11 hours, 31 minutes ago) Yield calculations vary and may not be reliable nor comparable. Not all publicly traded securities are ranked; data may be incorrect or out of date. Rankings are for informational purposes only and do not constitute investment advice. [Full disclaimer](#)

## Spotlight On: LIF.CA — 3.2% Yield

### Labrador Iron Ore Royalty Corp



Labrador Iron Ore Royalty Corp, directly and through its wholly-owned subsidiary Hollinger-Hanna Limited ("Hollinger-Hanna"), holds a 15.10% equity interest in Iron Ore Company of Canada ("IOC"). Co. receives a 7% gross overriding royalty and Hollinger-Hanna receives a C\$0.10 per tonne fee on all iron ore products produced, sold and shipped by IOC.

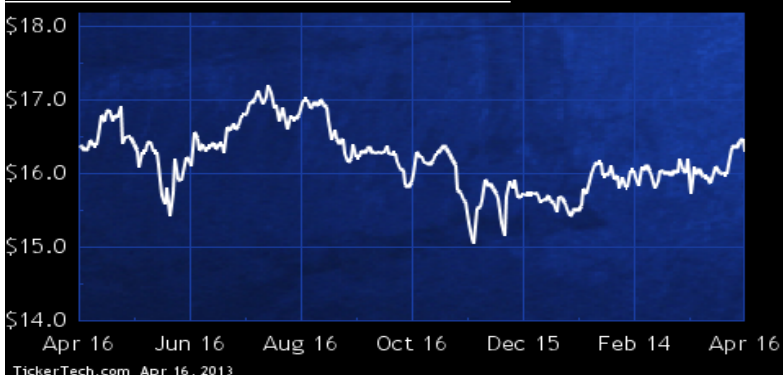
## Real Estate

DividendRank	Symbol	Dividend	Recent Yield*
#1	<a href="#">AX.UN.CA</a>	M 1.08	6.63%
#2	<a href="#">PAR.UN.CA</a>	M 0.64	8.19%
#3	<a href="#">MRD.CA</a>	S 0.46	2.61%
#4	<a href="#">NWH.UN.CA</a>	M 0.80	6.20%
#5	<a href="#">PLZ.CA</a>	Q 0.23	5.00%
#6	<a href="#">HNT.CA</a>	M 0.24	1.90%
#7	<a href="#">NPR.UN.CA</a>	M 1.53	4.76%
#8	<a href="#">KRE.UN.CA</a>	M 0.60	7.46%
#9	<a href="#">RMM.UN.CA</a>	M 0.45	8.36%
#10	<a href="#">AIF.CA</a>	Q 0.60	7.17%
#11	<a href="#">MRC.CA</a>	Q 0.60	0.52%
#12	<a href="#">CSB.UN.CA</a>	Q 1.50	5.47%
#13	<a href="#">IIP.UN.CA</a>	M 0.16	2.60%
#14	<a href="#">BEK.B.CA</a>	S 0.80	5.23%
#15	<a href="#">GDS.CA</a>	Q 0.10	3.15%

\*(updated 11 hours, 31 minutes ago) Yield calculations vary and may not be reliable nor comparable. Not all publicly traded securities are ranked; data may be incorrect or out of date. Rankings are for informational purposes only and do not constitute investment advice. [Full disclaimer](#)

## Spotlight On: AX.UN.CA — 6.6% Yield

### Artis Real Estate Investment Trust



Artis Real Estate Investment Trust is an open-end real estate investment trust. The purpose of Co. is directly, or indirectly, own, manage, lease and (where appropriate) develop retail, industrial and office properties in Canada and the United States. Co.'s investment objective is to acquire and maintain a growing portfolio of properties with stable cash distributions. Co.'s primary objective is to maximize total returns to its unitholders. Returns include a stable, reliable and tax efficient monthly cash distribution as well as long-term appreciation in the value of Co.'s units.

## Technology

DividendRank	Symbol	Dividend	Recent Yield*
#1	<a href="#">CMG.CA</a>	Q 0.64	3.14%
#2	<a href="#">ET.CA</a>	Q 0.64	4.06%
#3	<a href="#">WIN.CA</a>	Q 0.16	4.26%
#4	<a href="#">ESL.CA</a>	Q 0.32	1.57%
#5	<a href="#">MDF.CA</a>	Q 0.40	2.16%
#6	<a href="#">HMM.A.CA</a>	Q 0.08	7.69%
#7	<a href="#">TCS.CA</a>	S 0.07	2.06%
#8	<a href="#">HPS.A.CA</a>	S 0.10	0.98%

\* (updated 11 hours, 31 minutes ago) Yield calculations vary and may not be reliable nor comparable. Not all publicly traded securities are ranked; data may be incorrect or out of date. Rankings are for informational purposes only and do not constitute investment advice. [Full disclaimer](#)

## Spotlight On: CMG.CA – 3.1% Yield

### Computer Modelling Group, Ltd.



Computer Modelling Group is a computer software technology company engaged in the development and licensing of reservoir simulation software. Co. also provides professional services consisting of highly specialized support, consulting, training, and contract research activities. As of Mar 31 2012, Co. sold reservoir simulation software licenses to more than 525 oil and gas companies, consulting firms and research institutions in over 55 countries.

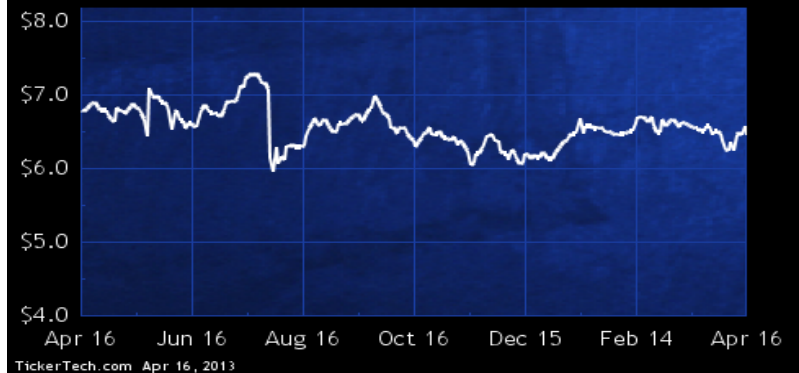
## Transportation

DividendRank	Symbol	Dividend	Recent Yield*
#1	<a href="#">STB.CA</a>	M 0.56	8.63%
#2	<a href="#">CNR.CA</a>	Q 1.72	1.75%
#3	<a href="#">WJA.CA</a>	Q 0.40	1.61%
#4	<a href="#">TMA.CA</a>	Q 0.28	4.87%
#5	<a href="#">CJT.CA</a>	Q 0.60	6.17%
#6	<a href="#">CSS.CA</a>	Q 0.40	3.29%
#7	<a href="#">CKI.CA</a>	S 0.12	2.64%
#8	<a href="#">CP.CA</a>	Q 1.40	1.16%

\* (updated 11 hours, 31 minutes ago) Yield calculations vary and may not be reliable nor comparable. Not all publicly traded securities are ranked; data may be incorrect or out of date. Rankings are for informational purposes only and do not constitute investment advice. [Full disclaimer](#)

## Spotlight On: STB.CA – 8.6% Yield

### Student Transportation Inc



Student Transportation is engaged in the business of providing bus transportation services in North America. Co. has two reportable segments, a transportation segment and an oil and gas segment. The transportation segment provides school bus and management services to public and private schools in North America. The oil and gas segment represents Co.'s investments as a non-operator in oil and gas interests.

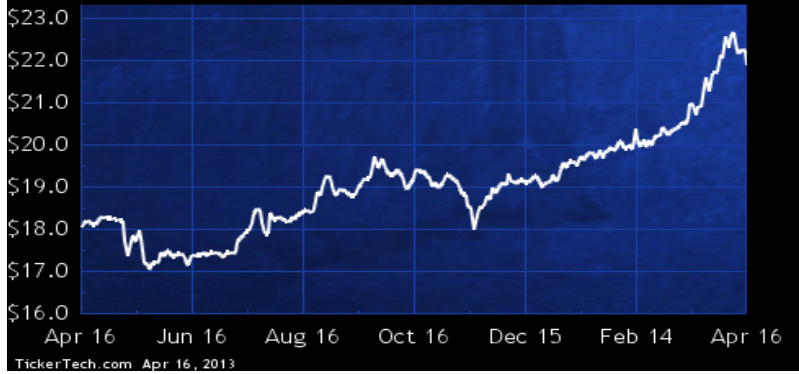
## Travel & Entertainment

DividendRank	Symbol	Dividend	Recent	Yield*
#1	<u>BPF.UN.CA</u>	M 1.22		5.60%
#2	<u>WB.CA</u>	Q 0.97		7.23%
#3	<u>AW.UN.CA</u>	M 1.40		6.38%
#4	<u>GH.CA</u>	M 0.88		6.66%
#5	<u>SRV.UN.CA</u>	M 1.06		8.24%
#6	<u>PZA.CA</u>	M 0.75		6.79%
#7	<u>THI.CA</u>	Q 1.04		1.92%

\*(updated 11 hours, 31 minutes ago) Yield calculations vary and may not be reliable nor comparable. Not all publicly traded securities are ranked; data may be incorrect or out of date. Rankings are for informational purposes only and do not constitute investment advice. [Full disclaimer](#)

## Spotlight On: BPF.UN.CA — 5.6% Yield

### Boston Pizza Royalties Income Fund



TickerTech.com Apr 16, 2013

The Fund is an open-ended limited purpose trust. The Fund was established to indirectly, through the Boston Pizza Royalties Limited Partnership, acquire the trademarks and trade names owned by Boston Pizza International Inc. ("BPI") and used in connection with the operation of Boston Pizza restaurants in Canada (collectively, the "BP Rights"). The Fund was also established to acquire, directly from a bank, the BPI loan in the principal amount of C\$24 million. As of Dec. 31, 2010, BPI operated 334 restaurants in the Royalty Pool, with all but three of the restaurants owned and operated by independent franchisees.

## Utilities

DividendRank	Symbol	Dividend	Recent	Yield*
#1	<u>BA.CA</u>	Q 1.90		7.23%
#2	<u>EMA.CA</u>	Q 1.40		4.00%
#3	<u>BEP.UN.CA</u>	Q 1.38		4.55%
#4	<u>VNR.CA</u>	Q 1.00		6.17%
#5	<u>CSE.CA</u>	Q 0.30		7.25%
#6	<u>AQN.CA</u>	Q 0.31		4.08%
#7	<u>BIN.CA</u>	Q 0.56		2.68%

\*(updated 11 hours, 31 minutes ago) Yield calculations vary and may not be reliable nor comparable. Not all publicly traded securities are ranked; data may be incorrect or out of date. Rankings are for informational purposes only and do not constitute investment advice. [Full disclaimer](#)

## Spotlight On: BA.CA — 7.2% Yield

### Bell Aliant Inc



TickerTech.com Apr 16, 2013

Bell Aliant, through its subsidiaries, is engaged in the provision of telecommunications services in Atlantic Canada, Ontario and Quebec. Co. provides a range of information, communication and technology services including voice, data, Internet, video, wireless and value-added business solutions to its customers. Co.'s services include local and network access service; long distance toll services; data and internet including high-speed and dial-up access; and others including wireless, outsourcing, cable TV, telecommunications product sales and telephone set rentals.



 **Canada Stock Channel**