

April, 2014 – *DividendRank* Report

<http://www.canadastockchannel.com/>

History has shown that the bulk of the stock market's returns are delivered by dividends. Only consistently profitable companies can afford to keep paying dividends, so profitability is of critical importance. And investors shouldn't pay too expensive a price to buy a stock, even if the company itself is strong. So therefore, dividend investors should be most interested in researching the strongest most profitable companies, that also happen to be trading at an attractive valuation.

Each month, Canada Stock Channel screens through our coverage universe of dividend paying Canadian stocks, to look at a variety of data – dividend history & yield, book value, quarterly earnings – and compare it to the stock's trading data to come up with certain calculations about profitability and about the stock's valuation (whether we think it looks "cheap" or "expensive"). Our proprietary *DividendRank* formula ranks stocks within the following 18 sectors/categories, to identify the top most "interesting" ideas that merit further research.



Business Services & Equipment

Construction

Consumer Goods

Consumer Services

Energy

ETFs & CEFs

Financial

Healthcare

Industrial

Manufacturing

Materials

Media

Metals & Mining

Real Estate

Technology

Transportation

Travel & Entertainment

Utilities

Business Services & Equipment

DividendRank	Symbol	Dividend	Recent Yield*
#1	HNL.CA	Q 0.32	3.84%
#2	MSI.CA	M 0.78	5.09%
#3	DCI.CA	M 1.38	9.68%
#4	DH.CA	Q 1.28	4.07%
#5	CTY.CA	Q 1.12	5.99%
#6	KBL.CA	M 1.15	2.96%
#7	AHF.CA	Q 0.06	4.80%
#8	CWL.CA	Q 0.07	7.70%
#9	IAM.CA	A 0.05	5.89%

* (updated 8 hours, 48 minutes ago) Yield calculations vary and may not be reliable nor comparable. Not all publicly traded securities are ranked; data may be incorrect or out of date. Rankings are for informational purposes only and do not constitute investment advice. [Full disclaimer](#)

Spotlight On: HNL.CA — 3.8% Yield

Horizon North Logistics Inc



Horizon North Logistics is engaged in the provision of camp and catering, ground matting, and marine transportation services to oil and gas exploration and production companies, oilfield service companies and mining companies working on oil sands, mineral exploration and development, and conventional oil and gas projects throughout Canada's northern regions. Co. divides its operations into three business segments: Camps & Catering; Matting; and Marine Services.

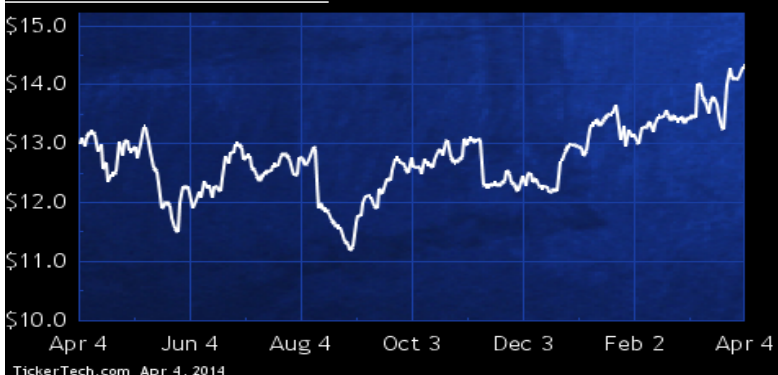
Construction

DividendRank	Symbol	Dividend	Recent Yield*
#1	BDT.CA	M 0.76	5.30%
#2	RME.CA	Q 0.40	3.53%
#3	WEQ.CA	M 0.60	8.02%
#4	MCB.CA	Q 0.20	3.31%
#5	WTA.CA	Q 0.08	7.34%

* (updated 8 hours, 48 minutes ago) Yield calculations vary and may not be reliable nor comparable. Not all publicly traded securities are ranked; data may be incorrect or out of date. Rankings are for informational purposes only and do not constitute investment advice. [Full disclaimer](#)

Spotlight On: BDT.CA — 5.3% Yield

Bird Construction Inc.



Bird Construction, through its subsidiaries and interests in joint ventures is engaged as a general contractor. Co. focuses on projects in the industrial, mining, commercial and institutional sectors of the general contracting industry. Co. also operates in the heavy construction, civil construction and contract surface mining construction sectors of the general contracting industry. Co. serves clients in the industrial, mining, institutional, retail, commercial, multi-tenant residential, light industrial, and renovation and restoration sectors using fixed priced, design-build, unit price, cost reimbursable, guaranteed upset price and construction management contract delivery methods.

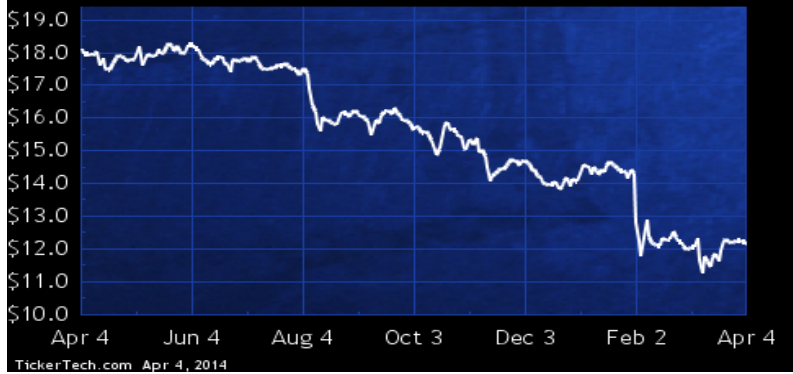
Consumer Goods

DividendRank	Symbol	Dividend	Recent Yield*
#1	LIQ.CA	M 1.08	8.89%
#2	NWC.CA	Q 1.16	4.76%
#3	CVL.CA	Q 0.81	3.77%
#4	CSW.A.CA	Q 0.72	3.52%
#5	PJC.A.CA	Q 0.34	1.56%
#6	TPX.B.CA	Q 1.63	2.47%
#7	SAP.CA	Q 0.92	1.65%
#8	EMP.A.CA	Q 1.04	1.57%
#9	HLF.CA	Q 0.76	1.62%
#10	MRU.CA	Q 1.20	1.86%
#11	RSI.CA	Q 0.36	7.58%
#12	RET.A.CA	Q 0.20	3.09%
#13	CLK.CA	Q 0.30	2.71%
#14	ACQ.CA	Q 0.88	1.38%
#15	AGT.CA	Q 0.60	3.39%

*(updated 8 hours, 48 minutes ago) Yield calculations vary and may not be reliable nor comparable. Not all publicly traded securities are ranked; data may be incorrect or out of date. Rankings are for informational purposes only and do not constitute investment advice. [Full disclaimer](#)

Spotlight On: LIQ.CA – 8.9% Yield

Liquor Stores N A Ltd



Liquor Stores N.A. operates retail liquor stores in Canada and the United States ("U.S."). Co. is primarily operates under the brand names Liquor Depot and Liquor Barn in Alberta and British Columbia; Brown Jug in Alaska, U.S.; and Liquor Barn "The Ultimate Party Source" and Liquor Barn Express in Kentucky, U.S. Co. also supplies liquor in Alberta on a wholesale basis to a number of restaurants, golf courses, nightclubs, and other licensees. Co. operates in two business segments: Canadian Operations and U.S. Operations. As of Dec 31 2010, Co. operated 237 stores in Canada and U.S.

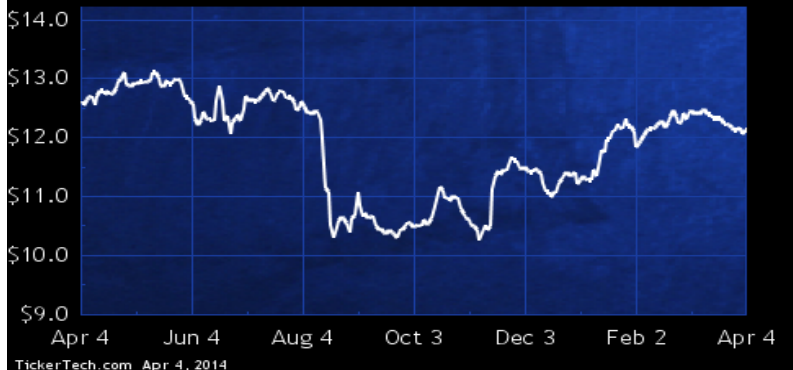
Consumer Services

DividendRank	Symbol	Dividend	Recent Yield*
#1	LW.CA	M 0.90	7.41%
#2	ECI.CA	M 0.72	6.40%
#3	PLC.CA	M 0.46	5.41%

*(updated 8 hours, 48 minutes ago) Yield calculations vary and may not be reliable nor comparable. Not all publicly traded securities are ranked; data may be incorrect or out of date. Rankings are for informational purposes only and do not constitute investment advice. [Full disclaimer](#)

Spotlight On: LW.CA – 7.4% Yield

Leisureworld Senior Care Corp



Leisureworld Senior Care is a long-term care provider in the Province of Ontario and a participant in the Canadian seniors housing sector. Ancillary businesses of Co. include: Preferred Health Care Services - a provider of nursing and personal support services for both community based home healthcare and long-term care homes; Ontario Long Term Care - a provider of purchasing services, as well as dietary, social work, and other regulated health services to Leisureworld homes; and Tealwood Developments, a provider of laundry services to the Leisureworld homes.

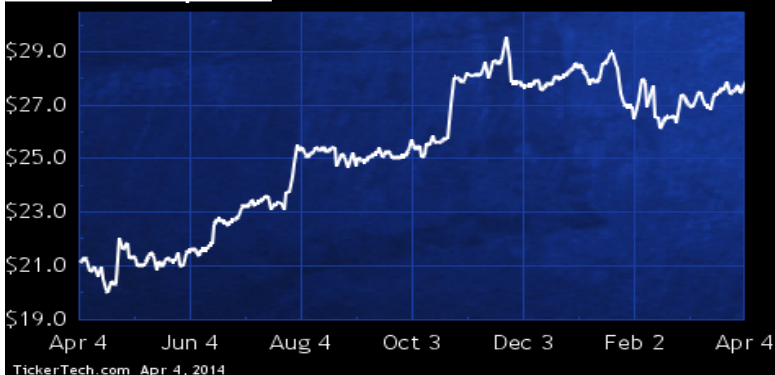
Energy

DividendRank	Symbol	Dividend	Recent Yield*
#1	MTL.CA	M 1.20	4.30%
#2	WCP.CA	M 0.68	5.40%
#3	TBE.CA	M 0.19	8.35%
#4	CPG.CA	M 2.76	6.83%
#5	TRP.CA	Q 1.92	3.75%
#6	GEI.CA	Q 1.20	4.19%
#7	IPL.CA	M 1.29	4.41%
#8	PHX.CA	M 0.84	6.19%
#9	PKI.CA	M 1.06	4.88%
#10	ENB.CA	Q 1.27	2.51%
#11	SGY.CA	M 0.54	8.77%
#12	RPL.CA	M 0.10	5.59%
#13	ESN.CA	Q 0.12	4.34%
#14	LRE.CA	M 0.40	7.48%
#15	CEU.CA	M 0.84	2.82%

*(updated 8 hours, 48 minutes ago) Yield calculations vary and may not be reliable nor comparable. Not all publicly traded securities are ranked; data may be incorrect or out of date. Rankings are for informational purposes only and do not constitute investment advice. [Full disclaimer](#)

Spotlight On: MTL.CA — 4.3% Yield

Mullen Group Ltd.



Mullen Group is engaged in the provision of transportation and related services to the oil and natural gas industry, primarily in western Canada. Co. operates two operating segments: Oilfield Services and Trucking/Logistics. The Oilfield Services segment primarily provides transportation services to the oil and natural gas industry which includes exploration and development companies and production and natural gas transmission companies. The Trucking/Logistics segment provides both long haul and local transportation services to customers in various industries.

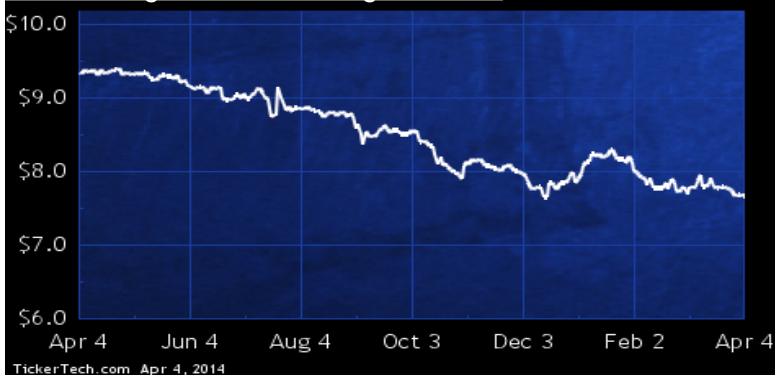
ETFs & CEFs

DividendRank	Symbol	Dividend	Recent Yield*
#1	MHY.UN.CA	M 0.60	7.82%
#2	SIN.UN.CA	M 0.95	7.78%
#3	RBN.UN.CA	M 0.84	7.17%
#4	SSF.UN.CA	M 0.70	7.14%
#5	MID.UN.CA	M 0.72	6.80%
#6	NIF.UN.CA	M 0.50	9.54%
#7	OCS.UN.CA	Q 0.70	7.67%
#8	HLP.UN.CA	M 0.85	8.35%
#9	PLT.UN.CA	M 0.60	14.02%
#10	FIE.CA	M 0.48	6.69%
#11	RIH.UN.CA	M 0.60	7.97%
#12	YP.UN.CA	M 0.60	7.73%
#13	MIG.UN.CA	M 0.60	5.24%
#14	ISL.UN.CA	M 0.50	5.10%
#15	IDX.UN.CA	M 0.84	6.13%

*(updated 8 hours, 48 minutes ago) Yield calculations vary and may not be reliable nor comparable. Not all publicly traded securities are ranked; data may be incorrect or out of date. Rankings are for informational purposes only and do not constitute investment advice. [Full disclaimer](#)

Spotlight On: MHY.UN.CA — 7.8% Yield

Marret High Yield Strategies Fund



Marret High Yield Strategies is a closed-end investment fund. Fund's investment objectives are to maximize total returns for Unitholders of units consisting of both tax-advantaged distributions and capital appreciation, while reducing risk; and to provide Unitholders with attractive monthly tax advantaged cash distributions, initially targeted to be 8.00% per annum on the original issue price of C\$10.00 per unit. As of Dec 31, 2011, Fund had total assets of C\$610,389,840 and total investments at fair value of C\$610,144,332.

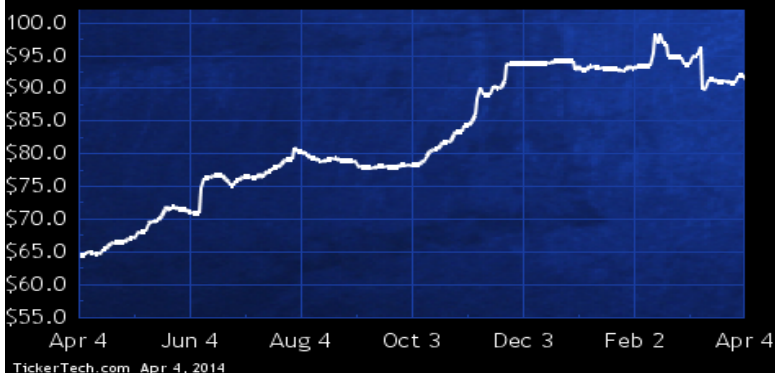
Financial

DividendRank	Symbol	Dividend	Recent Yield*
#1	EVT.CA	Q 7.65	8.36%
#2	TMC.CA	M 0.80	8.62%
#3	CIX.CA	M 1.14	3.20%
#4	GS.CA	Q 0.80	2.48%
#5	IGM.CA	Q 2.15	4.02%
#6	FAP.CA	M 0.60	10.68%
#7	AD.CA	M 1.44	4.82%
#8	MIC.CA	Q 1.40	3.64%
#9	UNC.CA	Q 0.80	1.06%
#10	DFN.CA	M 1.20	10.21%
#11	SII.CA	Q 0.12	3.57%
#12	CGI.CA	Q 0.48	2.66%
#13	RBS.CA	Q 0.58	3.45%
#14	FC.CA	M 0.94	7.79%
#15	FSZ.CA	Q 0.44	3.08%

*(updated 8 hours, 48 minutes ago) Yield calculations vary and may not be reliable nor comparable. Not all publicly traded securities are ranked; data may be incorrect or out of date. Rankings are for informational purposes only and do not constitute investment advice. [Full disclaimer](#)

Spotlight On: EVT.CA — 8.4% Yield

Economic Investment Trust Limited



Economic Investment Trust is a closed-end investment corporation with an investment portfolio that is comprised of Canadian and foreign investments. As of Dec 31 2010, Co.'s investment portfolio at fair value of C\$533,754,000 and total assets of C\$544,766,000.

Healthcare

DividendRank	Symbol	Dividend	Recent Yield*
#1	DR.CA	M 1.12	5.45%
#2	ACC.CA	Q 0.42	5.33%
#3	BCI.CA	Q 0.60	3.34%

*(updated 8 hours, 48 minutes ago) Yield calculations vary and may not be reliable nor comparable. Not all publicly traded securities are ranked; data may be incorrect or out of date. Rankings are for informational purposes only and do not constitute investment advice. [Full disclaimer](#)

Spotlight On: DR.CA — 5.5% Yield

Medical Facilities Corp



Medical Facilities through its wholly-owned U.S. subsidiary, owns indirect controlling interests in five limited liability entities (the "Centers"), each of which owns either a specialty surgical hospital or an ambulatory surgery center. The Centers provide facilities, including staff, surgical materials and supplies, and other support necessary for scheduled surgical, pain management, imaging, and diagnostic procedures and derive their revenue primarily from the fees charged for the use of these facilities. The Centers mainly focus on a limited number of clinical specialties such as orthopaedic, neurosurgery, pain management and other non-emergency elective procedures.

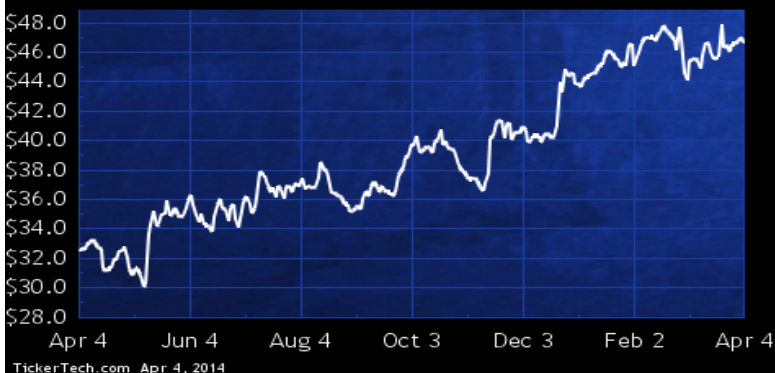
Industrial

DividendRank	Symbol	Dividend	Recent Yield*
#1	AFN.CA	M 2.40	5.13%
#2	CUS.CA	Q 0.55	11.36%
#3	RCH.CA	Q 0.56	1.10%
#4	CAE.CA	Q 0.24	1.61%
#5	XTC.CA	Q 0.20	2.24%
#6	CWX.CA	Q 0.28	10.01%
#7	MAL.CA	Q 0.16	1.83%
#8	SIS.CA	Q 0.08	2.29%
#9	VLN.CA	Q 0.32	2.04%
#10	CFL.CA	Q 0.24	8.00%

*(updated 8 hours, 48 minutes ago) Yield calculations vary and may not be reliable nor comparable. Not all publicly traded securities are ranked; data may be incorrect or out of date. Rankings are for informational purposes only and do not constitute investment advice. [Full disclaimer](#)

Spotlight On: AFN.CA — 5.1% Yield

AG Growth International Inc.



AG Growth International is a manufacturer of portable and stationary grain handling, storage and conditioning equipment. Co.'s divisions include: Batco Manufacturing, which manufactures portable belt conveyors; Union Iron, which manufactures material-handling and storage equipment; Edwards Group, which manufactures natural air grain drying equipment; Wheatheart Manufacturing, which manufactures portable grain augers, grain-handling accessories and fencing equipment; Hi Roller, which manufactures dust-tight and self-reloading conveyors; Twister, which manufactures corrugated steel bins; and Applegate Livestock Equipment Inc., which manufactures cattle-handling and containment equipment.

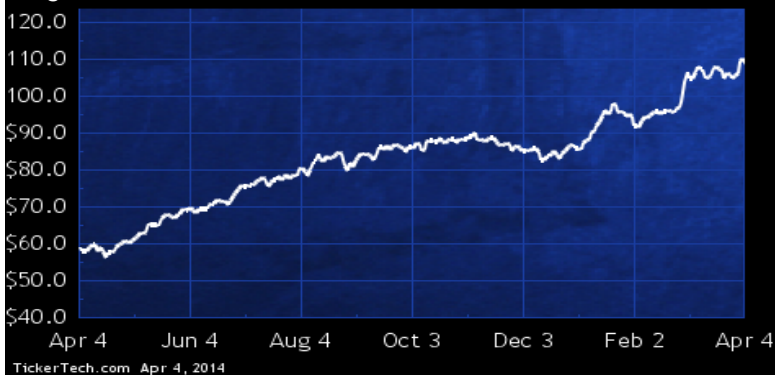
Manufacturing

DividendRank	Symbol	Dividend	Recent Yield*
#1	MG.CA	Q 1.52	1.40%
#2	NFI.CA	M 0.58	5.20%
#3	MRE.CA	Q 0.12	1.12%
#4	LNR.CA	Q 0.40	0.74%
#5	DD.CA	Q 0.08	4.88%
#6	CWP.CA	Q 0.20	9.30%
#7	GIL.CA	Q 0.43	0.76%
#8	AM.CA	Q 0.24	10.62%
#9	CMI.CA	Q 0.05	3.12%

*(updated 8 hours, 48 minutes ago) Yield calculations vary and may not be reliable nor comparable. Not all publicly traded securities are ranked; data may be incorrect or out of date. Rankings are for informational purposes only and do not constitute investment advice. [Full disclaimer](#)

Spotlight On: MG.CA — 1.4% Yield

Magna International Inc.



Magna International is engaged in the design, development and manufacture of automotive systems, assemblies, modules and components, and engineer and assemble complete vehicles, primarily for sale to original equipment manufacturers of cars and light trucks in North America, Europe, Asia, South America and Africa. Co.'s capabilities include the design and manufacture of automotive interior systems; seating systems; closure systems; body and chassis systems; vision systems; electronic systems; exterior systems; powertrain systems; roof systems; hybrid and electric vehicles/systems, as well as vehicle engineering and contract manufacturing services.

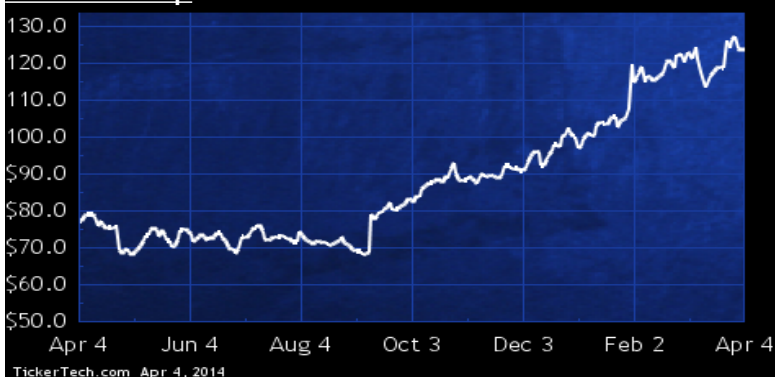
Materials

DividendRank	Symbol	Dividend	Recent Yield*
#1	UFS.CA	Q 2.20	1.78%
#2	ADN.CA	Q 0.82	6.28%
#3	CAS.CA	Q 0.16	2.13%
#4	WEF.CA	Q 0.08	3.32%
#5	HWD.CA	Q 0.18	1.67%
#6	KPT.CA	Q 0.72	4.42%
#7	BOS.CA	Q 0.20	2.57%
#8	SXP.CA	Q 0.16	7.52%

*(updated 8 hours, 48 minutes ago) Yield calculations vary and may not be reliable nor comparable. Not all publicly traded securities are ranked; data may be incorrect or out of date. Rankings are for informational purposes only and do not constitute investment advice. [Full disclaimer](#)

Spotlight On: UFS.CA — 1.8% Yield

Domtar Corp



Domtar designs, manufactures, markets and distributes a range of fiber-based products. Co. is a manufacturer and marketer of uncoated freesheet paper in North America for a range of customers, including merchants and retail outlets. Co. operates in three reportable segments: Pulp and Paper, which comprises the manufacturing, sale and distribution of communication, specialty and packaging papers, as well as softwood, fluff and hardwood market pulp; Distribution, which involves the purchasing, warehousing, sale and distribution of its paper products and those of other manufacturers; and Personal Care, which consists of the manufacturing, sale and distribution of adult incontinence products.

Media

DividendRank	Symbol	Dividend	Recent Yield*
#1	CJR.B.CA	M 1.09	4.49%
#2	AIM.CA	Q 0.68	3.96%
#3	TS.B.CA	Q 0.53	7.71%
#4	CGO.CA	Q 0.88	1.55%
#5	TRI.CA	Q 1.32	3.41%
#6	CCA.CA	Q 1.20	2.06%
#7	FP.CA	M 0.60	11.90%
#8	GVC.CA	Q 0.08	5.72%
#9	NCC.A.CA	S 0.18	2.02%
#10	MHR.CA	Q 1.26	2.58%
#11	SAT.CA	Q 0.08	3.11%
#12	GCT.CA	Q 0.02	8.01%
#13	DGI.CA	Q 0.30	34.48%

*(updated 8 hours, 48 minutes ago) Yield calculations vary and may not be reliable nor comparable. Not all publicly traded securities are ranked; data may be incorrect or out of date. Rankings are for informational purposes only and do not constitute investment advice. [Full disclaimer](#)

Spotlight On: CJR.B.CA — 4.5% Yield

Corus Entertainment, Inc.



Corus Entertainment is a Canadian media and entertainment company with a global distribution network for the programming Co. produces, in radio broadcasting, television broadcasting, and the production and distribution of children's media content. Co. has two brands of businesses: Radio and Television. Co. has 49 radio stations; a variety television networks focused on children and adult genres; and western Canada's premium television services. Co. also owns Nelvana Limited, an international producer and distributor of children's programming and merchandise products; Kids Can Press, the Canadian-owned English language publisher of children's books, and three broadcast television stations.

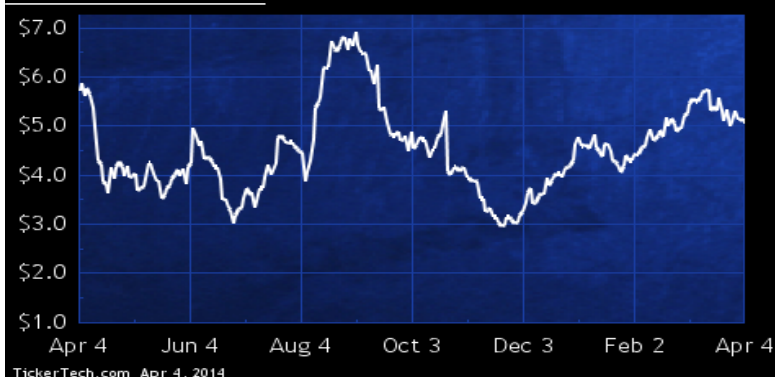
Metals & Mining

DividendRank	Symbol	Dividend	Recent Yield*
#1	CG.CA	Q 0.16	3.14%
#2	MND.CA	Q 0.03	3.40%
#3	MDI.CA	S 0.20	2.31%
#4	PFB.CA	Q 0.24	4.45%
#5	VIC.CA	Q 0.60	6.44%
#6	SMT.CA	Q 0.02	1.20%
#7	CAM.CA	Q 0.16	1.12%
#8	CAL.CA	Q 0.06	7.41%
#9	AEM.CA	Q 0.32	0.95%
#10	SVM.CA	Q 0.02	0.91%
#11	ASR.CA	A 0.02	0.76%
#12	WLT.CA	Q 0.04	0.45%
#13	CAA.CA	Q 0.08	4.35%
#14	DRX.CA	S 0.02	0.74%

*(updated 8 hours, 48 minutes ago) Yield calculations vary and may not be reliable nor comparable. Not all publicly traded securities are ranked; data may be incorrect or out of date. Rankings are for informational purposes only and do not constitute investment advice. [Full disclaimer](#)

Spotlight On: CG.CA — 3.1% Yield

Centerra Gold Inc



Centerra Gold is engaged in the production of gold and related activities including exploration, development, mining and processing in Mongolia, the Kyrgyz Republic, Turkey, the Russian Federation and the United States. Co.'s principal assets include the Kumtor mine in the Kyrgyz Republic and the Boroo mine in Mongolia.

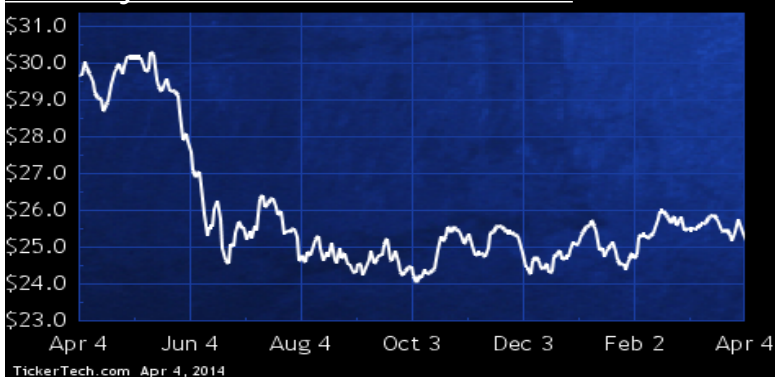
Real Estate

DividendRank	Symbol	Dividend	Recent Yield*
#1	CWT.UN.CA	M 1.55	6.16%
#2	NWH.UN.CA	M 0.80	8.23%
#3	NPR.UN.CA	M 1.58	5.76%
#4	CSH.UN.CA	M 0.54	5.20%
#5	MRD.CA	S 0.50	2.29%
#6	MRT.UN.CA	M 0.96	5.72%
#7	EXE.CA	M 0.48	6.99%
#8	RLC.CA	M 0.70	9.09%
#9	INN.UN.CA	M 0.40	7.51%
#10	IIP.UN.CA	M 0.20	3.58%
#11	AIF.CA	Q 0.60	3.08%
#12	ACR.UN.CA	M 0.78	8.33%
#13	PAR.UN.CA	M 0.50	9.73%
#14	HOT.UN.CA	M 0.90	8.69%
#15	MRC.CA	Q 0.60	0.47%

*(updated 8 hours, 48 minutes ago) Yield calculations vary and may not be reliable nor comparable. Not all publicly traded securities are ranked; data may be incorrect or out of date. Rankings are for informational purposes only and do not constitute investment advice. [Full disclaimer](#)

Spotlight On: CWT.UN.CA — 6.2% Yield

Calloway Real Estate Investment Trust



Calloway Real Estate Investment Trust is an unincorporated open-ended mutual fund trust. The Trust owns, develops, manages and operates income properties located in Canada. As of Dec 31 2010, Co.'s national portfolio included 119 operating properties and 11 development properties with total gross leasable area of 24,218,389 sq. ft., located across Canada.

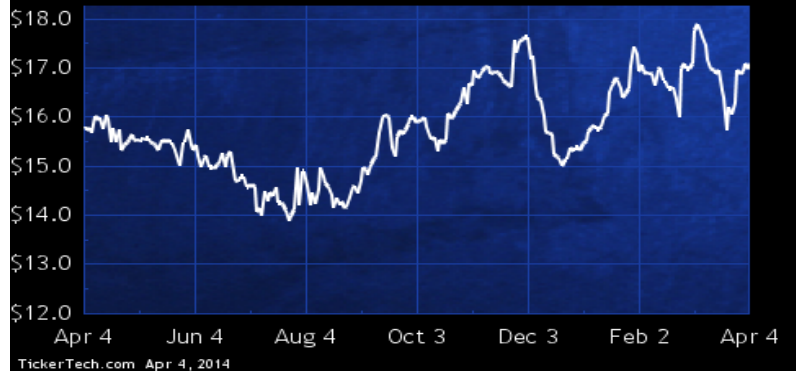
Technology

DividendRank	Symbol	Dividend	Recent Yield*
#1	ET.CA	Q 0.64	3.75%
#2	CMG.CA	Q 0.76	2.60%
#3	CSJ.CA	Q 4.00	1.44%
#4	WIN.CA	Q 0.16	4.85%
#5	MDF.CA	Q 0.40	2.19%
#6	HPS.A.CA	Q 0.24	2.88%
#7	AXX.CA	Q 0.05	1.97%
#8	TCS.CA	S 0.08	1.36%

* (updated 8 hours, 48 minutes ago) Yield calculations vary and may not be reliable nor comparable. Not all publicly traded securities are ranked; data may be incorrect or out of date. Rankings are for informational purposes only and do not constitute investment advice. [Full disclaimer](#)

Spotlight On: ET.CA — 3.8% Yield

Evertz Technologies Ltd



Evertz Technologies is an equipment provider to the television broadcast industry. Co. designs, manufactures and distributes video and audio infrastructure equipment for the production, post-production, broadcast and telecommunications markets.

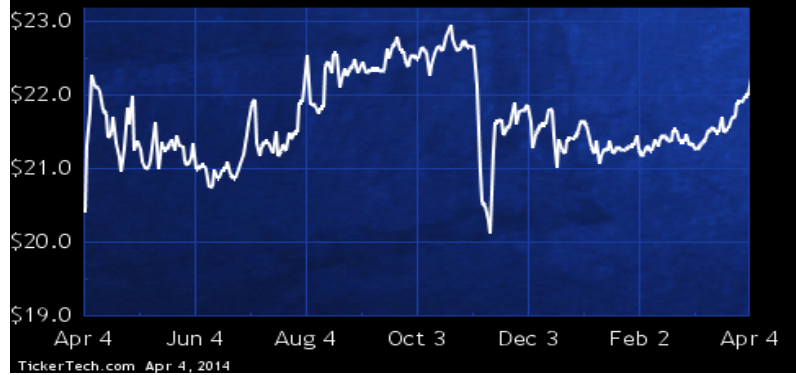
Transportation

DividendRank	Symbol	Dividend	Recent Yield*
#1	HNZ.A.CA	M 1.10	4.96%
#2	EIF.CA	M 1.68	8.20%
#3	STB.CA	M 0.56	8.09%
#4	CSS.CA	Q 0.50	3.81%
#5	ALC.CA	Q 0.28	1.78%
#6	CHR.B.CA	Q 0.45	11.91%
#7	CKI.CA	Q 0.40	4.85%
#8	TMA.CA	Q 0.28	4.67%
#9	CJT.CA	Q 0.60	2.91%
#10	CP.CA	Q 1.31	0.77%
#11	LGT.B.CA	Q 0.46	0.83%

* (updated 8 hours, 48 minutes ago) Yield calculations vary and may not be reliable nor comparable. Not all publicly traded securities are ranked; data may be incorrect or out of date. Rankings are for informational purposes only and do not constitute investment advice. [Full disclaimer](#)

Spotlight On: HNZ.A.CA — 5.0% Yield

HNZ Group Inc



HNZ Group provides helicopter transportation services in Canada and the United States. Co. offers helicopter services to various sectors, including emergency medical services, infrastructure maintenance, utilities, oil and gas, mining, forestry, and construction. Co. also operates two flight schools, as well as provides third party repair and maintenance services in Canada. In addition, Co. offers military support services in Afghanistan.

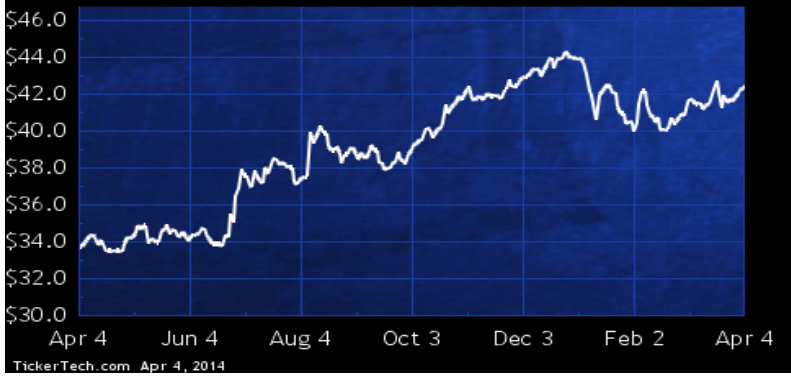
Travel & Entertainment

DividendRank	Symbol	Dividend	Recent Yield*
#1	CGX.CA	M 1.44	3.40%
#2	PZA.CA	M 0.80	6.00%
#3	AW.UN.CA	M 1.40	6.38%
#4	THI.CA	Q 1.28	2.11%
#5	GH.CA	M 0.88	6.24%
#6	WB.CA	Q 0.97	6.29%
#7	BPF.UN.CA	M 1.22	6.16%
#8	TPH.CA	M 0.54	9.19%
#9	SRV.UN.CA	M 1.14	8.06%
#10	HLC.CA	Q 0.14	3.51%
#11	DHX.CA	Q 0.05	1.03%
#12	SPS.A.CA	S 0.60	7.89%
#13	NHG.CA	A 0.02	2.60%

* (updated 8 hours, 48 minutes ago) Yield calculations vary and may not be reliable nor comparable. Not all publicly traded securities are ranked; data may be incorrect or out of date. Rankings are for informational purposes only and do not constitute investment advice. [Full disclaimer](#)

Spotlight On: CGX.CA — 3.4% Yield

Cineplex Inc.



Cineplex is engaged in the motion pictures industries in Canada. Co. with its subsidiaries and partnerships involves in the activities of production, distribution and exhibition. Production involves the development, financing and creation of feature-length motion pictures. Distribution involves the promotion and exploitation of motion pictures. Theatrical exhibition is the primary channel for new motion picture releases. As of Dec. 31, 2011, Co. owned, leased or had a joint venture interest in 130 theatres with 1,352 screens. Co.'s theatres operate under the following brands: Cineplex Odeon, Coliseum, Colossus, Famous Players, Galaxy, SilverCity, Cinema City and Scotiabank Theatre.

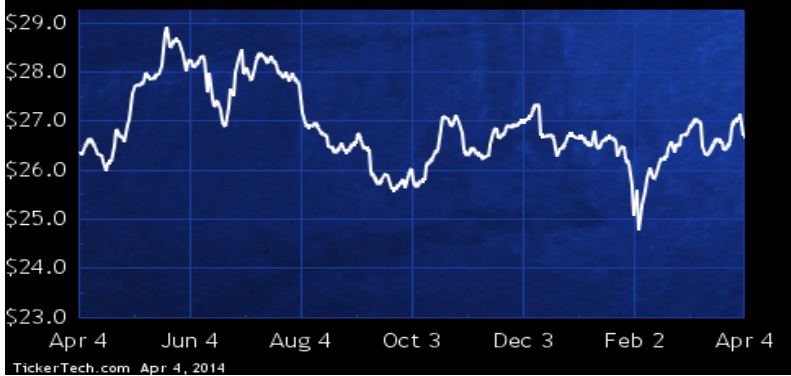
Utilities

DividendRank	Symbol	Dividend	Recent Yield*
#1	BA.CA	Q 1.90	7.12%
#2	VNR.CA	Q 1.00	6.48%
#3	CSE.CA	Q 0.30	7.43%
#4	CPX.CA	Q 1.26	4.91%
#5	EMA.CA	Q 1.45	4.20%
#6	INE.CA	Q 0.60	5.83%
#7	AQN.CA	Q 0.34	4.44%
#8	PEG.CA	Q 1.25	4.10%
#9	BIN.CA	Q 0.60	2.15%
#10	PRI.CA	Q 0.20	3.64%
#11	KWH.UN.CA	M 0.70	19.71%

* (updated 8 hours, 48 minutes ago) Yield calculations vary and may not be reliable nor comparable. Not all publicly traded securities are ranked; data may be incorrect or out of date. Rankings are for informational purposes only and do not constitute investment advice. [Full disclaimer](#)

Spotlight On: BA.CA — 7.1% Yield

Bell Aliant Inc



Bell Aliant, through its subsidiaries, is engaged in the provision of telecommunications services in Atlantic Canada, Ontario and Quebec. Co. provides a range of information, communication and technology services including voice, data, Internet, video, wireless and value-added business solutions to its customers. Co.'s services include local and network access service; long distance toll services; data and internet including high-speed and dial-up access; and others including wireless, outsourcing, cable TV, telecommunications product sales and telephone set rentals.



 **Canada Stock Channel**