

April, 2018 – DividendRank Report

<http://www.canadastockchannel.com/>

History has shown that the bulk of the stock market's returns are delivered by dividends. Only consistently profitable companies can afford to keep paying dividends, so profitability is of critical importance. And investors shouldn't pay too expensive a price to buy a stock, even if the company itself is strong. So therefore, dividend investors should be most interested in researching the strongest most profitable companies, that also happen to be trading at an attractive valuation.

Each month, Canada Stock Channel screens through our coverage universe of dividend paying Canadian stocks, to look at a variety of data – dividend history & yield, book value, quarterly earnings – and compare it to the stock's trading data to come up with certain calculations about profitability and about the stock's valuation (whether we think it looks "cheap" or "expensive"). Our proprietary DividendRank formula ranks stocks within the following 18 sectors/categories, to identify the top most "interesting" ideas that merit further research.

Business Services & Equipment

Construction

Consumer Goods

Consumer Services

Energy

ETFs & CEFs

Financial

Healthcare

Industrial

Manufacturing

Materials

Media

Metals & Mining

Real Estate

Technology

Transportation

Travel & Entertainment

Utilities

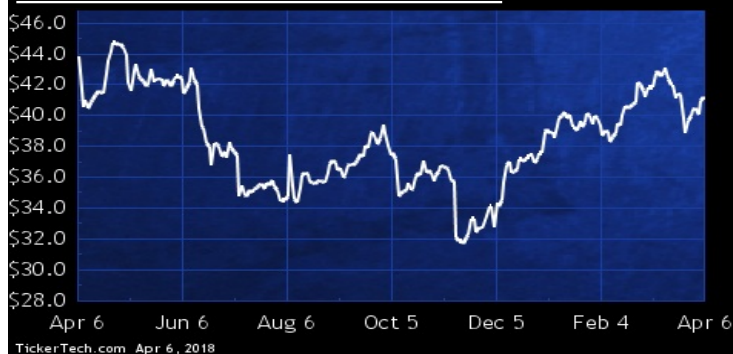
BUSINESS SERVICES & EQUIPMENT

DividendRank	Symbol	Dividend	Recent Yield*
#1	RBA.CA	Q 0.68	2.14%
#2	STN.CA	Q 0.55	1.75%
#3	MSI.CA	M 0.78	3.06%
#4	FSV.CA	Q 0.54	0.78%
#5	KBL.CA	M 1.20	3.21%
#6	BYD.UN.CA	M 0.53	0.49%
#7	CWL.CA	Q 0.08	7.69%
#8	IAM.CA	Q 0.08	5.37%
#9	BDI.CA	M 0.30	12.71%
#10	HNL.CA	Q 0.08	3.65%
#11	CGY.CA	Q 1.12	3.72%
#12	TRL.CA	Q 0.08	1.57%
#13	SVI.CA	Q 0.01	0.42%

* (updated 8 hours, 40 minutes ago) Yield calculations vary and may not be reliable nor comparable. Not all publicly traded securities are ranked; data may be incorrect or out of date. Rankings are for informational purposes only and do not constitute investment advice. [Full disclaimer](#)

SPOTLIGHT ON: RBA.CA – 2.1% YIELD

Ritchie Bros Auctioneers Inc



Ritchie Bros. Auctioneers sells industrial equipment and other assets for the construction, agricultural, transportation, energy, mining, forestry, material handling, marine and real estate industries at its unreserved auctions and online marketplaces. The auction items are sold during live on site auctions without a minimum or reserve price. Through EquipmentOne (Co.'s online marketplace), equipment sellers are able to list their equipment on the online marketplace, receive and accept offers, and complete and settle their sale. Co.'s other services include Private Treaty, in which Co. acts as a private sales agent and conduct negotiated sales of equipment items between buyers and sellers.

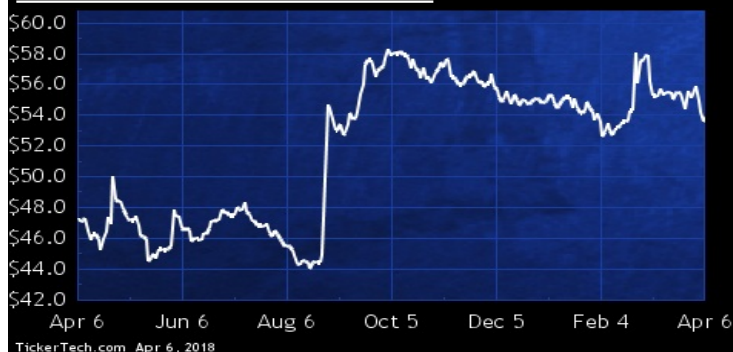
CONSTRUCTION

DividendRank	Symbol	Dividend	Recent Yield*
#1	TIH.CA	Q 0.92	1.70%
#2	WSP.CA	Q 1.50	2.61%
#3	BAD.CA	M 0.46	1.83%
#4	SNC.CA	Q 1.15	2.10%
#5	ARE.CA	Q 0.50	2.71%
#6	SOX.CA	Q 0.48	6.81%
#7	RME.CA	Q 0.46	3.67%
#8	BDT.CA	M 0.39	4.56%

* (updated 8 hours, 40 minutes ago) Yield calculations vary and may not be reliable nor comparable. Not all publicly traded securities are ranked; data may be incorrect or out of date. Rankings are for informational purposes only and do not constitute investment advice. [Full disclaimer](#)

SPOTLIGHT ON: TIH.CA – 1.7% YIELD

Toromont Industries Ltd



Toromont Industries delivers capital equipment to a range of customers and industries. Co. operates through two business segments: the Equipment Group and CIMCO. Through its Equipment Group, Co. is engaged in the supply of mobile equipment and industrial engines and provides sales and rental solutions as well as product support through Toromont Cat, Battlefield - The Cat Rental Store and SITECH Mid-Canada Ltd. in Ontario, Newfoundland, Manitoba and most of Labrador and Nunavut, and AgWest Ltd. in Manitoba. Through CIMCO, Co. is engaged in the design, engineering, fabrication and installation of industrial and recreational refrigeration systems with operations in Canada and the U.S..

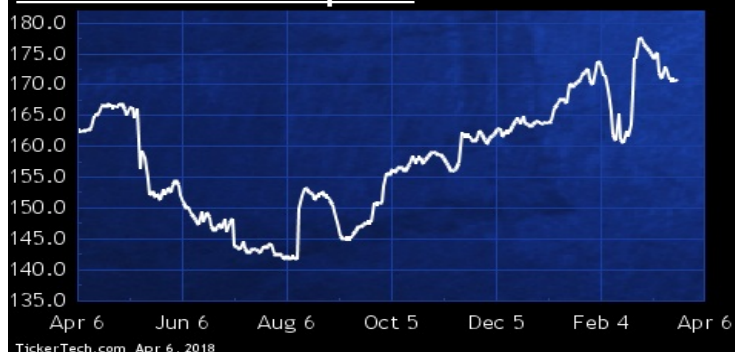
CONSUMER GOODS

DividendRank	Symbol	Dividend	Recent Yield*
#1	CTC.A.CA	Q 3.60	2.12%
#2	NWC.CA	Q 1.28	4.71%
#3	QSP.UN.CA	Q 1.80	3.16%
#4	WN.CA	Q 1.82	1.75%
#5	PBH.CA	Q 1.90	1.63%
#6	PJC.A.CA	Q 0.52	2.13%
#7	MFI.CA	Q 0.52	1.67%
#8	LNF.CA	Q 0.48	2.87%
#9	CTC.CA	Q 3.60	1.33%
#10	SAP.CA	Q 0.64	1.56%
#11	GSY.CA	Q 0.90	2.50%
#12	EMP.A.CA	Q 0.42	1.69%
#13	HLF.CA	Q 0.66	1.90%
#14	ZZZ.CA	Q 0.58	5.19%
#15	HBC.CA	Q 0.05	0.57%

* (updated 8 hours, 40 minutes ago) Yield calculations vary and may not be reliable nor comparable. Not all publicly traded securities are ranked; data may be incorrect or out of date. Rankings are for informational purposes only and do not constitute investment advice. [Full disclaimer](#)

SPOTLIGHT ON: CTC.A.CA – 2.1% YIELD

Canadian Tire Corp Ltd



Canadian Tire Corporation comprises three main business operations, which provides a range of retail goods and services. Co.'s three main business operations are: Retail, which is conducted through a number of banners, including Canadian Tire, Canadian Tire Gas (Petroleum), Mark's, PartSource, and various FGL Sports banners; CT REIT, which is a real estate investment trust engaged in owning, developing and leasing commercial properties; as well as Financial Services, which markets a range of Canadian Tire-branded credit cards, insurance and warranty products and processes credit card transactions with respect to purchases made in Canadian Tire associate stores and Petroleum outlets.

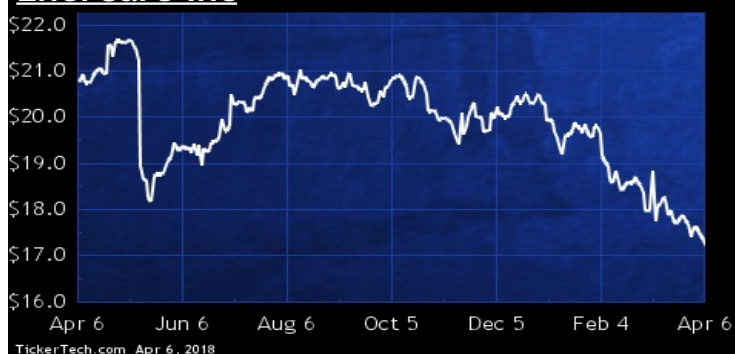
CONSUMER SERVICES

DividendRank	Symbol	Dividend	Recent Yield*
#1	ECI.CA	M 1.00	5.80%
#2	PLC.CA	M 0.46	1.76%

* (updated 8 hours, 40 minutes ago) Yield calculations vary and may not be reliable nor comparable. Not all publicly traded securities are ranked; data may be incorrect or out of date. Rankings are for informational purposes only and do not constitute investment advice. [Full disclaimer](#)

SPOTLIGHT ON: ECI.CA – 5.8% YIELD

EnerCare Inc



Enercare is the successor to the Consumers Waterheater Income Fund following the conversion of the Fund from an income trust to a corporate structure pursuant to a plan of arrangement under the Canada Business Corporation Act on Jan 1 2011. Co., through its wholly-owned subsidiaries, owns a portfolio of water heaters and other assets which are rented to customers across Ontario.

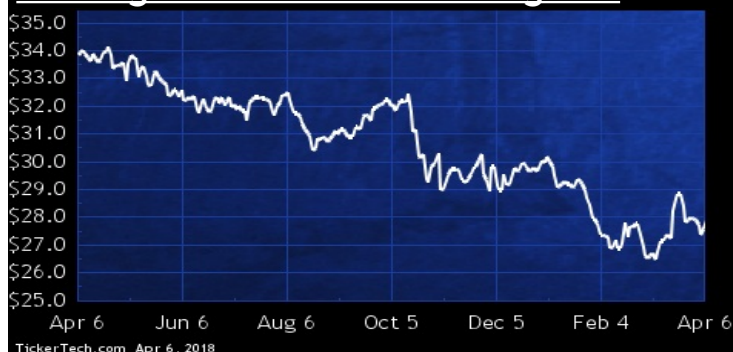
ENERGY

DividendRank	Symbol	Dividend	Recent Yield*
#1	ENF.CA	M 2.26	8.09%
#2	PPL.CA	M 2.16	5.49%
#3	TRP.CA	Q 2.76	5.15%
#4	ENB.CA	Q 2.68	6.68%
#5	IPL.CA	M 1.68	7.37%
#6	KEY.CA	M 1.68	4.86%
#7	WCP.CA	M 0.31	3.81%
#8	SU.CA	Q 1.44	3.12%
#9	CNQ.CA	Q 1.34	3.11%
#10	GEI.CA	Q 1.32	7.90%
#11	ALA.CA	Q 0.73	2.98%
#12	VET.CA	M 2.58	6.12%
#13	PEY.CA	M 0.72	6.23%
#14	PKI.CA	M 1.17	4.14%
#15	FRU.CA	M 0.63	4.88%

* (updated 8 hours, 40 minutes ago) Yield calculations vary and may not be reliable nor comparable. Not all publicly traded securities are ranked; data may be incorrect or out of date. Rankings are for informational purposes only and do not constitute investment advice. [Full disclaimer](#)

SPOTLIGHT ON: ENF.CA – 8.1% YIELD

Enbridge Income Fund Holdings Inc



Enbridge Income Fund Holdings is a holdings company. Co.'s business is limited to ownership of its interest in Enbridge Income Fund (the Fund). The Fund has three segments: Green Power, Liquids Transportation and Storage and Alliance Canada. Green Power includes assets that produce electricity from renewable and alternative energy sources. Liquids Transportation and Storage serves customers in Western Canada and North Dakota and includes the Saskatchewan System which transports crude oil and natural gas liquids. Alliance Canada consists of the Alliance System's natural gas mainline pipeline beginning near Gordondale, Alberta and connecting to Alliance U.S. at the Canada/U.S. border.

ETFs & CEFS

DividendRank	Symbol	Dividend	Recent Yield*
#1	ZWB.CA	M 0.94	5.01%
#2	ZWE.CA	M 1.44	6.86%
#3	EIT.UN.CA	M 1.20	10.29%
#4	ZPR.CA	M 0.46	3.95%
#5	ZIC.CA	M 0.60	3.38%
#6	ZWH.CA	M 1.08	5.47%
#7	VAB.CA	M 0.73	2.93%
#8	VDY.CA	M 1.67	5.14%
#9	ZWU.CA	M 0.82	6.53%
#10	XDV.CA	M 1.01	4.13%
#11	XRE.CA	M 0.82	4.90%
#12	ZDV.CA	M 0.76	4.60%
#13	ZAG.CA	M 0.44	2.90%
#14	ZDY.CA	M 0.85	2.86%
#15	XCB.CA	M 0.64	3.04%

* (updated 8 hours, 40 minutes ago) Yield calculations vary and may not be reliable nor comparable. Not all publicly traded securities are ranked; data may be incorrect or out of date. Rankings are for informational purposes only and do not constitute investment advice. [Full disclaimer](#)

SPOTLIGHT ON: ZWB.CA – 5.0% YIELD

BMO Covered Call Canadian Banks ETF



BMO Covered Call Canadian Banks is an exchange-traded fund established as an open-ended trust. The Trust's objective is to provide exposure to the performance of a portfolio of Canadian banks and monthly distributions while mitigating downside risk.

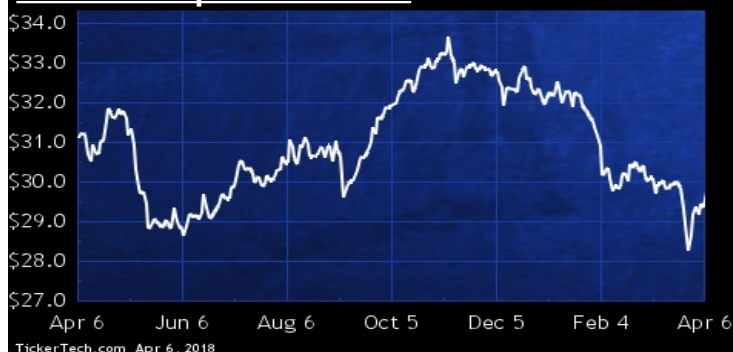
FINANCIAL

DividendRank	Symbol	Dividend	Recent Yield*
#1	POW.CA	Q 1.43	4.82%
#2	LB.CA	Q 2.52	5.25%
#3	MIC.CA	Q 1.88	4.61%
#4	BNS.CA	Q 3.28	4.22%
#5	EFN.CA	Q 0.30	6.96%
#6	CM.CA	Q 5.32	4.71%
#7	RY.CA	Q 3.76	3.82%
#8	CIX.CA	M 1.41	5.21%
#9	TD.CA	Q 2.68	3.71%
#10	NA.CA	Q 2.40	3.99%
#11	BMO.CA	Q 3.72	3.83%
#12	PWF.CA	Q 1.73	5.32%
#13	FN.CA	M 1.85	7.10%
#14	IAG.CA	Q 1.52	2.88%
#15	GWO.CA	Q 1.56	4.61%

* (updated 8 hours, 40 minutes ago) Yield calculations vary and may not be reliable nor comparable. Not all publicly traded securities are ranked; data may be incorrect or out of date. Rankings are for informational purposes only and do not constitute investment advice. [Full disclaimer](#)

SPOTLIGHT ON: POW.CA — 4.8% YIELD

Power Corp. of Canada



Power is a holding company with interests in companies that are active in the financial services, communications and other business sectors. Co. operates in four segments: Great-West Lifeco Inc., which offers a range of life insurance, retirement and investment products, as well as reinsurance and specialty general insurance products; IGM Financial Inc., which offers financial planning services and investment products to its client base; Parjointco N.V., which holds interests in companies based in Europe active in various sectors, including specialty minerals, water, waste services, energy, and wines and spirits; and Other, which is made up of corporate activities of Co.

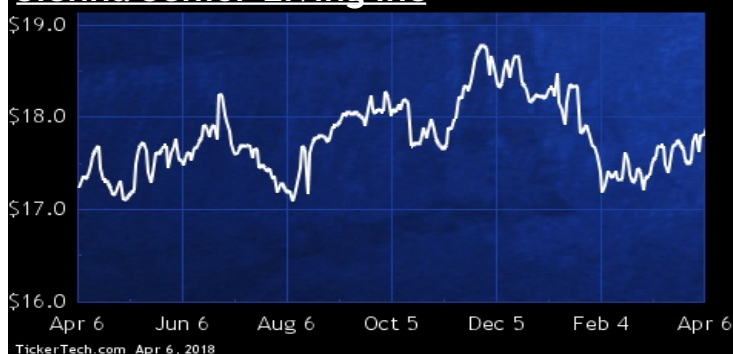
HEALTHCARE

DividendRank	Symbol	Dividend	Recent Yield*
#1	SIA.CA	M 0.90	5.03%
#2	CSH.UN.CA	M 0.59	3.81%
#3	DR.CA	M 1.12	8.21%
#4	EXE.CA	M 0.48	5.57%

* (updated 8 hours, 40 minutes ago) Yield calculations vary and may not be reliable nor comparable. Not all publicly traded securities are ranked; data may be incorrect or out of date. Rankings are for informational purposes only and do not constitute investment advice. [Full disclaimer](#)

SPOTLIGHT ON: SIA.CA — 5.0% YIELD

Sienna Senior Living Inc



Sienna Senior Living is a long-term care provider in the Province of Ontario and a participant in the Canadian seniors housing sector. Ancillary businesses of Co. include: Preferred Health Care Services - a provider of nursing and personal support services for both community based home healthcare and long-term care homes; Ontario Long Term Care - a provider of purchasing services, as well as dietary, social work, and other regulated health services to Leisureworld homes; and Tealwood Developments, a provider of laundry services to the Leisureworld homes.

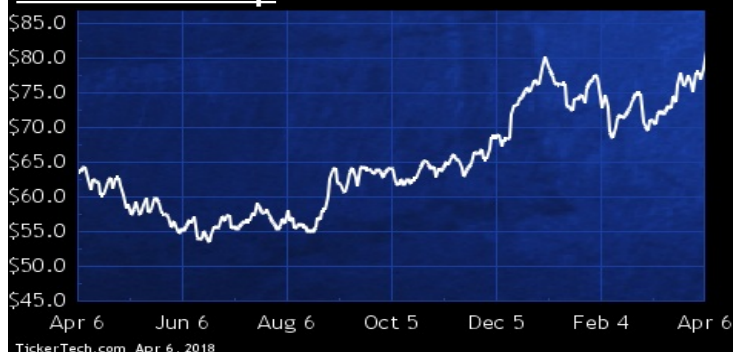
INDUSTRIAL

DividendRank	Symbol	Dividend	Recent Yield*
#1	MX.CA	Q 1.32	2.13%
#2	CHE.UN.CA	M 1.20	7.79%
#3	CAE.CA	Q 0.36	1.48%
#4	FTT.CA	Q 0.76	2.45%
#5	AFN.CA	M 2.40	4.53%
#6	MAL.CA	Q 0.34	1.72%
#7	CWX.CA	Q 0.56	8.64%
#8	SIS.CA	M 0.36	2.10%
#9	RCH.CA	Q 0.24	0.82%
#10	VLN.CA	Q 0.40	2.37%

* (updated 8 hours, 40 minutes ago) Yield calculations vary and may not be reliable nor comparable. Not all publicly traded securities are ranked; data may be incorrect or out of date. Rankings are for informational purposes only and do not constitute investment advice. [Full disclaimer](#)

SPOTLIGHT ON: MX.CA — 2.1% YIELD

Methanex Corp



Methanex is a producer and supplier of methanol to the international markets of Asia Pacific, North America, Europe and South America. Co.'s operations consist of the production and sale of methanol, a commodity chemical.

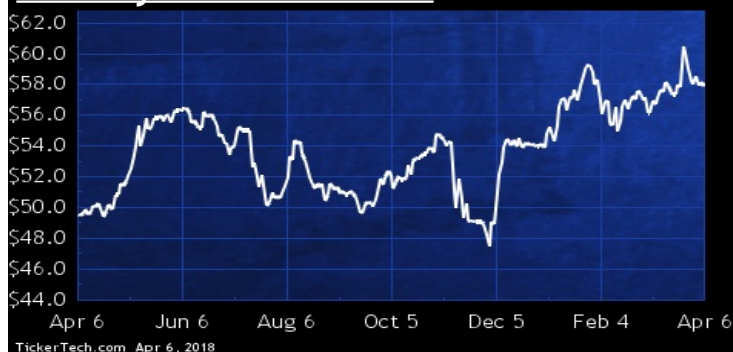
MANUFACTURING

DividendRank	Symbol	Dividend	Recent Yield*
#1	NFI.CA	Q 1.30	2.24%
#2	MG.CA	Q 1.69	2.25%
#3	ET.CA	Q 0.72	4.35%
#4	LNR.CA	Q 0.48	0.67%
#5	DII.B.CA	Q 1.20	5.44%
#6	GIL.CA	Q 0.58	1.54%
#7	WJX.CA	Q 1.00	4.16%
#8	MRE.CA	Q 0.12	0.75%
#9	VCM.CA	Q 0.22	2.29%
#10	CMI.CA	Q 0.05	4.55%

* (updated 8 hours, 40 minutes ago) Yield calculations vary and may not be reliable nor comparable. Not all publicly traded securities are ranked; data may be incorrect or out of date. Rankings are for informational purposes only and do not constitute investment advice. [Full disclaimer](#)

SPOTLIGHT ON: NFI.CA — 2.2% YIELD

New Flyer Industries Inc



New Flyer Industries is engaged in the manufacturing of heavy-duty transit buses and the provision of aftermarket parts and supports in the United States and Canada. Co. has two operating segments: Bus Manufacturing Operations and Aftermarket Operations. The Bus Manufacturing Operations segment designs, manufactures and sells heavy-duty transit buses of various body lengths with diverse propulsion systems. The Aftermarket Operations segment supports all post-sale activities, including parts distribution, field services, support documentation and training.

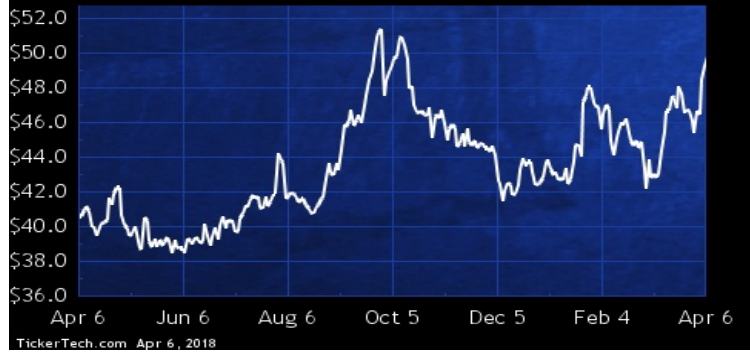
MATERIALS

DividendRank	Symbol	Dividend	Recent Yield*
#1	OSB.CA	Q 2.40	4.82%
#2	UFS.CA	Q 1.74	4.10%
#3	SJ.CA	Q 0.48	1.06%
#4	ADN.CA	Q 1.10	5.77%
#5	ITP.CA	Q 0.56	3.61%
#6	WEF.CA	Q 0.08	2.91%
#7	CAS.CA	Q 0.16	1.18%
#8	KPT.CA	Q 0.72	6.52%
#9	SXP.CA	Q 0.26	6.27%
#10	WFT.CA	Q 0.60	0.65%
#11	CCL.B.CA	Q 0.52	0.81%
#12	BOS.CA	Q 0.28	2.16%
#13	WPK.CA	Q 0.12	0.25%
#14	HDI.CA	Q 0.29	1.60%
#15	CFX.CA	Q 0.25	1.47%

* (updated 8 hours, 40 minutes ago) Yield calculations vary and may not be reliable nor comparable. Not all publicly traded securities are ranked; data may be incorrect or out of date. Rankings are for informational purposes only and do not constitute investment advice. [Full disclaimer](#)

SPOTLIGHT ON: OSB.CA — 4.8% YIELD

Norbord Inc



Norbord is a producer of wood-based panel. In North America, Co. manufactures oriented strand board (OSB) for construction and industrial use. Co.'s European mills manufacture a range of OSB, medium density fibreboard and particleboard products for the construction, furniture and do-it-yourself markets.

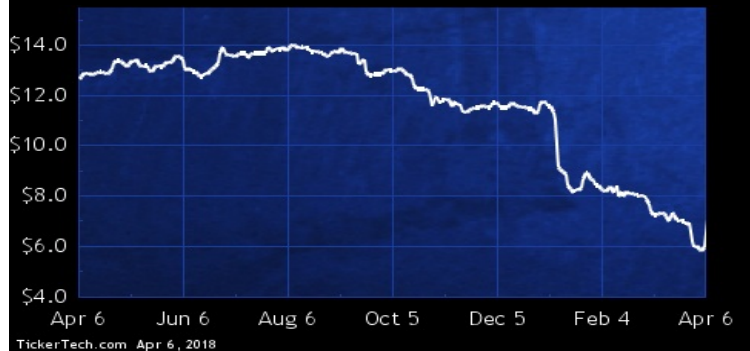
MEDIA

DividendRank	Symbol	Dividend	Recent Yield*
#1	CJR.B.CA	M 1.13	15.92%
#2	TCL.A.CA	Q 0.84	3.19%
#3	CCA.CA	Q 1.90	2.63%
#4	TRI.CA	Q 1.75	3.45%
#5	CGO.CA	Q 1.56	2.23%
#6	NCC.A.CA	S 0.50	4.04%
#7	RAY.A.CA	Q 0.22	2.10%
#8	TS.B.CA	Q 0.10	5.62%
#9	SAT.CA	Q 0.04	8.08%

* (updated 8 hours, 40 minutes ago) Yield calculations vary and may not be reliable nor comparable. Not all publicly traded securities are ranked; data may be incorrect or out of date. Rankings are for informational purposes only and do not constitute investment advice. [Full disclaimer](#)

SPOTLIGHT ON: CJR.B.CA — 15.9% YIELD

Corus Entertainment Inc



Corus Entertainment operates through two operating segments. The Television segment is comprised of specialty television networks, pay television services, three television stations and the Corus content business, which consists of the production and distribution of films and television programs, merchandise licensing, publishing and animation software. The Radio segment is comprised of 39 radio stations, situated primarily in urban centers in English Canada, with a focus on the area of Southern Ontario. Co.'s multimedia entertainment brands include: ABC Spark; Cartoon Network (Canada); Disney Channel (Canada), Nickelodeon (Canada); and OWN: Oprah Winfrey Network (Canada).

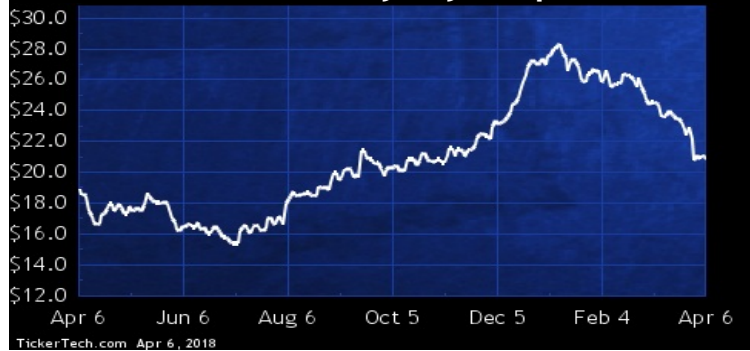
METALS & MINING

DividendRank	Symbol	Dividend	Recent Yield*
#1	LIF.CA	Q 1.00	4.80%
#2	PSK.CA	M 0.78	2.71%
#3	RUS.CA	Q 1.52	5.46%
#4	LUN.CA	Q 0.12	1.37%
#5	APY.CA	Q 0.10	4.55%
#6	WPM.CA	Q 0.36	1.81%
#7	CEE.CA	S 0.20	7.35%
#8	AEM.CA	Q 0.44	1.06%
#9	THO.CA	M 0.24	5.07%
#10	AFCC.CA	M 0.21	9.12%
#11	CCO.CA	Q 0.40	3.14%
#12	OR.CA	Q 0.20	1.63%
#13	ALS.CA	Q 0.16	1.15%
#14	FNV.CA	Q 1.20	1.39%
#15	KL.CA	Q 0.08	0.41%

* (updated 8 hours, 40 minutes ago) Yield calculations vary and may not be reliable nor comparable. Not all publicly traded securities are ranked; data may be incorrect or out of date. Rankings are for informational purposes only and do not constitute investment advice. [Full disclaimer](#)

SPOTLIGHT ON: LIF.CA – 4.8% YIELD

Labrador Iron Ore Royalty Corp



Labrador Iron Ore Royalty Corp, directly and through its wholly-owned subsidiary Hollinger-Hanna Limited ("Hollinger-Hanna"), holds a 15.10% equity interest in Iron Ore Company of Canada ("IOC"). Co. receives a 7% gross overriding royalty and Hollinger-Hanna receives a C\$0.10 per tonne fee on all iron ore products produced, sold and shipped by IOC.

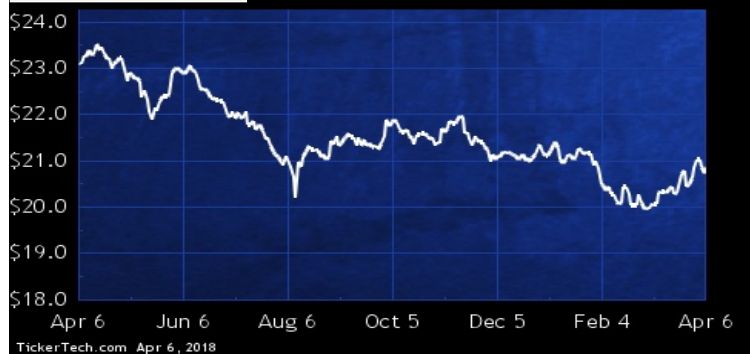
REAL ESTATE

DividendRank	Symbol	Dividend	Recent Yield*
#1	HR.UN.CA	M 1.38	6.61%
#2	AX.UN.CA	M 1.08	7.96%
#3	SRU.UN.CA	M 1.75	5.93%
#4	AP.UN.CA	M 1.56	3.85%
#5	CUF.UN.CA	M 0.72	5.70%
#6	DRG.UN.CA	M 0.80	5.81%
#7	CHP.UN.CA	M 0.74	6.43%
#8	FCR.CA	Q 0.86	4.20%
#9	REI.UN.CA	Q 0.48	2.03%
#10	REF.UN.CA	M 1.87	3.74%
#11	CRT.UN.CA	M 0.73	5.41%
#12	INO.UN.CA	M 0.82	8.03%
#13	BEI.UN.CA	M 1.00	2.24%
#14	PLZ.UN.CA	M 0.28	6.78%
#15	CAR.UN.CA	M 1.28	3.46%

* (updated 8 hours, 40 minutes ago) Yield calculations vary and may not be reliable nor comparable. Not all publicly traded securities are ranked; data may be incorrect or out of date. Rankings are for informational purposes only and do not constitute investment advice. [Full disclaimer](#)

SPOTLIGHT ON: HR.UN.CA – 6.6% YIELD

H&R Real Estate Investment Trust/H&R Finance Trust



H&R Real Estate Investment Trust is an unincorporated open-ended trust with each unitholder participating pro rata in distributions of income and, in the event of termination of Co., participating pro rata in the net assets remaining after satisfaction of all liabilities. Co.'s investment objectives are to provide unitholders with stable and growing cash distributions, generated by the revenue it derives from investments in income producing real estate properties; and to maximize unit value through ongoing active management of Co.'s assets, acquisition of additional properties and the development and construction of projects which are pre-leased to creditworthy tenants. .

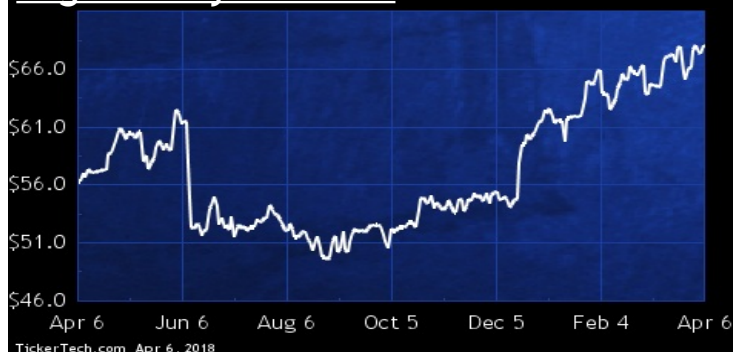
TECHNOLOGY

DividendRank	Symbol	Dividend	Recent Yield*
#1	ENGH.CA	Q 0.72	1.06%
#2	ONEX.CA	Q 0.30	0.33%
#3	MAXR.CA	Q 1.48	2.55%
#4	OTEX.CA	Q 0.68	1.55%
#5	CMG.CA	Q 0.40	4.25%
#6	PTG.CA	Q 0.16	8.00%
#7	TCS.CA	Q 0.20	1.24%
#8	MDF.CA	Q 0.40	3.81%
#9	QTRH.CA	Q 0.05	2.67%
#10	HPS.A.CA	Q 0.24	2.57%

* (updated 8 hours, 40 minutes ago) Yield calculations vary and may not be reliable nor comparable. Not all publicly traded securities are ranked; data may be incorrect or out of date. Rankings are for informational purposes only and do not constitute investment advice. [Full disclaimer](#)

SPOTLIGHT ON: ENGH.CA — 1.1% YIELD

Enghouse Systems Ltd



Enghouse Systems is a provider of enterprise software solutions serving a range of vertical markets. Co. is organized around two business segments: the Interaction Management Group, which focuses on customer interaction software and services including contact center, attendant console, interactive voice response, agent performance optimization and analytics that support any telephony environment, deployed on-premise or in the cloud; and the Asset Management Group, which provides products including Operations Support Systems, Business Support Systems, Mobile Value Added Services solutions and data conversion services to telecom service providers, utilities and the oil and gas industry.

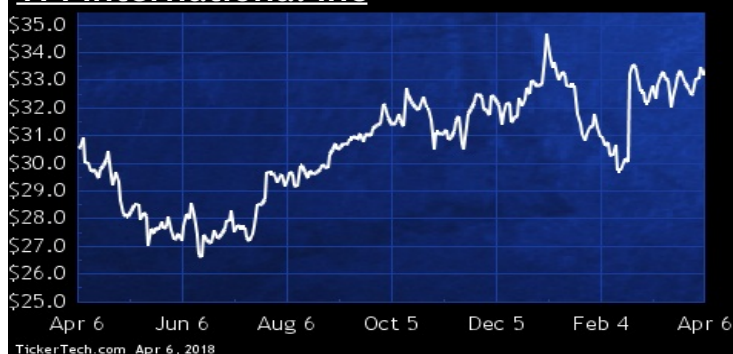
TRANSPORTATION

DividendRank	Symbol	Dividend	Recent Yield*
#1	TFII.CA	Q 0.84	2.51%
#2	EIF.CA	M 2.19	7.12%
#3	CP.CA	Q 2.25	1.00%
#4	CHR.CA	M 0.48	5.77%
#5	ALC.CA	Q 0.36	2.52%
#6	STB.CA	M 0.44	6.06%
#7	WTE.CA	Q 0.64	2.80%
#8	WJA.CA	Q 0.56	2.38%
#9	CJT.CA	Q 0.85	1.24%
#10	LGT.B.CA	Q 0.36	0.74%

* (updated 8 hours, 40 minutes ago) Yield calculations vary and may not be reliable nor comparable. Not all publicly traded securities are ranked; data may be incorrect or out of date. Rankings are for informational purposes only and do not constitute investment advice. [Full disclaimer](#)

SPOTLIGHT ON: TFII.CA — 2.5% YIELD

TFI International Inc



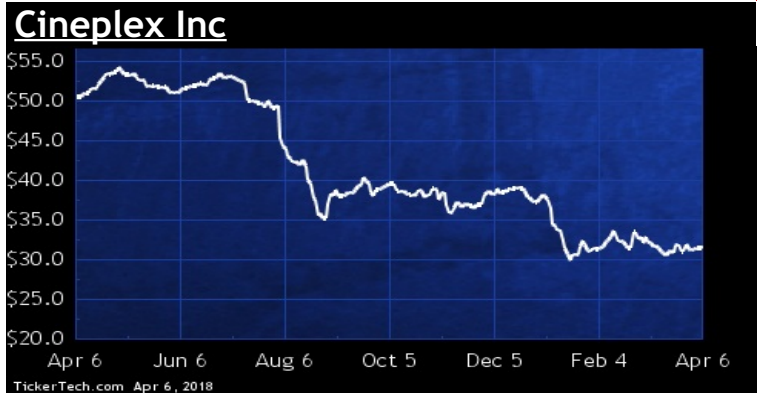
TFI International is involved in the provision of transportation and logistics services across Canada and the U.S. Co.'s business segments include: Package and Courier, which is involved in the pickup, transport and delivery of items across North America; Less-Than-Truckload, which is involved in the pickup, consolidation, transport and delivery of smaller loads; Truckload, which is involved in full loads carried directly from the customer to the destination, including expedited transportation, flatbed, container and dedicated services; and Logistics, which is involved in the provision of a range of logistics services.

TRAVEL & ENTERTAINMENT

DividendRank	Symbol	Dividend	Recent Yield*
#1	CGX.CA	M 1.68	5.31%
#2	QSR.CA	Q 1.80	3.22%
#3	PZA.CA	M 0.86	6.03%
#4	BPF.UN.CA	M 1.38	6.96%
#5	MTY.CA	Q 0.60	1.17%
#6	SRV.UN.CA	M 1.14	7.70%
#7	KEG.UN.CA	M 1.14	6.20%
#8	AW.UN.CA	M 1.63	5.22%
#9	CARA.CA	Q 0.43	1.44%
#10	GH.CA	M 0.69	6.57%
#11	DHX.B.CA	Q 0.08	2.09%
#12	PBL.CA	Q 0.12	0.56%
#13	DIV.CA	M 0.22	6.80%
#14	HLC.CA	Q 0.14	2.30%

* (updated 8 hours, 40 minutes ago) Yield calculations vary and may not be reliable nor comparable. Not all publicly traded securities are ranked; data may be incorrect or out of date. Rankings are for informational purposes only and do not constitute investment advice. [Full disclaimer](#)

SPOTLIGHT ON: CGX.CA – 5.3% YIELD



Cineplex is an entertainment company engaged in the business of film entertainment and content (including theatrical exhibition, food services, alternative programming, and the online sale of entertainment content), media (including Cineplex Media and Cineplex Digital Media), and amusement gaming and leisure (including Cineplex Starburst Inc., The Rec Room and World Gaming Network Limited Partnership). Co. owned, leased or had a joint venture interest in 162 theatres with 1,655 screens. Co. operates theatres under the following theatre brands, among others: Cineplex Odeon, SilverCity, Galaxy Cinemas, Scotiabank Theatres, Cineplex Cinemas and Cineplex VIP Cinemas.

UTILITIES

DividendRank	Symbol	Dividend	Recent Yield*
#1	CPX.CA	Q 1.67	6.85%
#2	BCE.CA	Q 3.02	5.49%
#3	EMA.CA	Q 2.26	5.43%
#4	T.CA	Q 2.02	4.47%
#5	RNW.CA	M 0.94	8.04%
#6	NPI.CA	M 1.20	5.23%
#7	AQN.CA	Q 0.60	4.68%
#8	FTS.CA	Q 1.70	3.96%
#9	CU.CA	Q 1.57	4.52%
#10	H.CA	Q 0.88	4.18%
#11	INE.CA	Q 0.68	5.18%
#12	ACO.X.CA	Q 1.51	3.64%
#13	SPB.CA	M 0.72	5.62%
#14	BLX.CA	Q 0.60	2.68%
#15	KWH.UN.CA	M 0.84	10.21%

* (updated 8 hours, 40 minutes ago) Yield calculations vary and may not be reliable nor comparable. Not all publicly traded securities are ranked; data may be incorrect or out of date. Rankings are for informational purposes only and do not constitute investment advice. [Full disclaimer](#)

SPOTLIGHT ON: CPX.CA – 6.8% YIELD



Capital Power is engaged in the building, owning and operating of power plants and managing its related electricity and natural gas portfolios by undertaking trading and marketing activities within Canada and the United States.



 **Canada Stock Channel**

"Educating U.S. Investors About Canadian Stocks"