

April, 2020 – DividendRank Report

<http://www.canadastockchannel.com/>

History has shown that the bulk of the stock market's returns are delivered by dividends. Only consistently profitable companies can afford to keep paying dividends, so profitability is of critical importance. And investors shouldn't pay too expensive a price to buy a stock, even if the company itself is strong. So therefore, dividend investors should be most interested in researching the strongest most profitable companies, that also happen to be trading at an attractive valuation.

Each month, Canada Stock Channel screens through our coverage universe of dividend paying Canadian stocks, to look at a variety of data – dividend history & yield, book value, quarterly earnings – and compare it to the stock's trading data to come up with certain calculations about profitability and about the stock's valuation (whether we think it looks "cheap" or "expensive"). Our proprietary DividendRank formula ranks stocks within the following 18 sectors/categories, to identify the top most "interesting" ideas that merit further research.

Business Services & Equipment

Construction

Consumer Goods

Consumer Services

Energy

ETFs & CEFs

Financial

Healthcare

Industrial

Manufacturing

Materials

Media

Metals & Mining

Real Estate

Technology

Transportation

Travel & Entertainment

Utilities

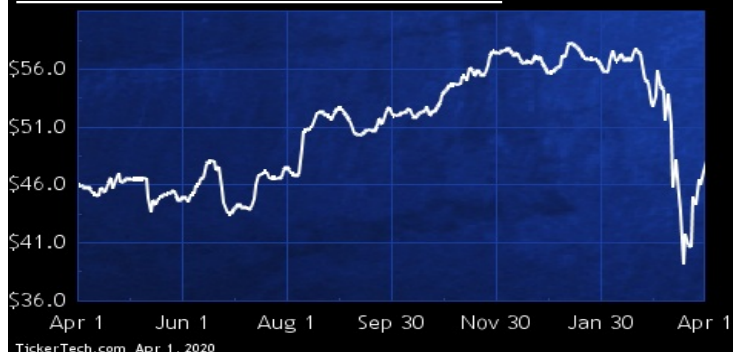
BUSINESS SERVICES & EQUIPMENT

DividendRank	Symbol	Dividend	Recent Yield*
#1	RBA.CA	Q 0.80	2.41%
#2	STN.CA	Q 0.62	1.72%
#3	MSI.CA	M 0.78	2.75%
#4	TRI.CA	Q 2.04	2.13%
#5	KBL.CA	M 1.20	4.28%
#6	CWL.CA	Q 0.09	12.00%
#7	BYD.CA	Q 0.55	0.38%
#8	CGY.CA	Q 1.12	3.07%

* (updated 7 hours, 11 minutes ago) Yield calculations vary and may not be reliable nor comparable. Not all publicly traded securities are ranked; data may be incorrect or out of date. Rankings are for informational purposes only and do not constitute investment advice. [Full disclaimer](#)

SPOTLIGHT ON: RBA.CA – 2.4% YIELD

Ritchie Bros Auctioneers Inc



Ritchie Bros Auctioneers is a holding company. Through its subsidiaries, Co. is engaged in asset management and disposition of used industrial equipment and other assets. Co. sells used equipment for its customers through live, unreserved auctions, which are simulcast online to reach a global bidding audience. Through its unreserved auctions, online marketplaces, and private brokerage services, Co. sells a range of used and unused equipment, including earthmoving equipment, truck trailers, government surplus, oil and gas equipment and other industrial assets. Co.'s customers participate in a variety of sectors, including heavy construction, transportation, agriculture, energy, and mining.

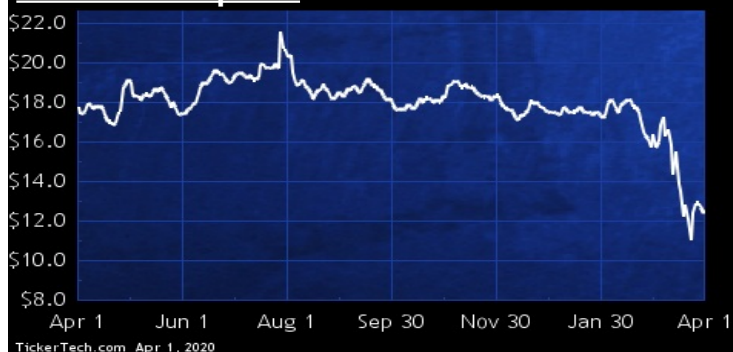
CONSTRUCTION

DividendRank	Symbol	Dividend	Recent Yield*
#1	ARE.CA	Q 0.64	5.10%
#2	TIH.CA	Q 1.24	2.01%
#3	BAD.CA	M 0.60	2.64%
#4	RME.CA	Q 0.49	12.25%
#5	NFI.CA	Q 0.85	5.64%
#6	WSP.CA	Q 1.50	1.88%
#7	SNC.CA	Q 0.08	0.39%

* (updated 7 hours, 14 minutes ago) Yield calculations vary and may not be reliable nor comparable. Not all publicly traded securities are ranked; data may be incorrect or out of date. Rankings are for informational purposes only and do not constitute investment advice. [Full disclaimer](#)

SPOTLIGHT ON: ARE.CA – 5.1% YIELD

Aecon Group Inc



Aecon Group is a publicly traded construction and infrastructure development company. Co. serves both private and public sector clients across Canada and internationally, with services ranging from financing, design, construction and operation to procurement, materials engineering and fabrication. Co. operates in three principal segments. Infrastructure segment includes all aspects of the construction of infrastructure; buildings segment is active in the construction of commercial and institutional buildings; and industrial segment encompasses all of Co.'s industrial construction and industrial manufacturing activities.

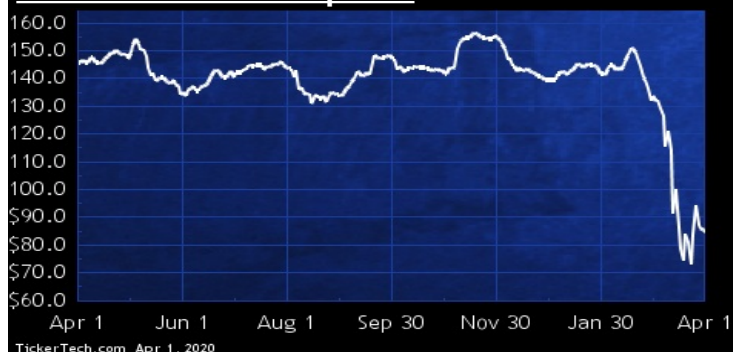
CONSUMER GOODS

DividendRank	Symbol	Dividend	Recent Yield*
#1	CTC.A.CA	Q 4.55	5.36%
#2	PBH.CA	Q 2.31	3.19%
#3	TPX.B.CA	Q 3.02	5.35%
#4	NWC.CA	Q 1.32	5.89%
#5	LNF.CA	Q 0.64	4.74%
#6	L.CA	Q 1.26	1.74%
#7	SAP.CA	Q 0.68	2.01%
#8	MRU.CA	Q 0.90	1.58%
#9	MFI.CA	Q 0.64	2.51%
#10	UNS.CA	Q 0.37	7.24%
#11	CERV.CA	Q 0.44	7.65%
#12	ZZZ.CA	Q 0.78	7.79%
#13	EMP.A.CA	Q 0.48	1.74%
#14	JWEL.CA	Q 0.44	1.71%
#15	CTC.CA	Q 4.55	2.53%

* (updated 7 hours, 11 minutes ago) Yield calculations vary and may not be reliable nor comparable. Not all publicly traded securities are ranked; data may be incorrect or out of date. Rankings are for informational purposes only and do not constitute investment advice. [Full disclaimer](#)

SPOTLIGHT ON: CTC.A.CA – 5.4% YIELD

Canadian Tire Corp Ltd



Canadian Tire Corporation comprises three main business operations, which provides a range of retail goods and services. Co.'s three main business operations are: Retail, which is conducted through a number of banners, including Canadian Tire, Canadian Tire Gas (Petroleum), Mark's, PartSource, and various FGL Sports banners; CT REIT, which is a real estate investment trust engaged in owning, developing and leasing commercial properties; as well as Financial Services, which markets a range of Canadian Tire-branded credit cards, insurance and warranty products and processes credit card transactions with respect to purchases made in Canadian Tire associate stores and Petroleum outlets.

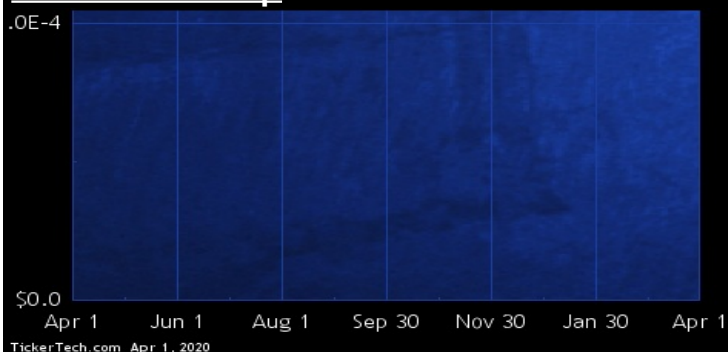
CONSUMER SERVICES

DividendRank	Symbol	Dividend	Recent Yield*
#1	PLC.CA	M 0.46	2.76%

* (updated 7 hours, 14 minutes ago) Yield calculations vary and may not be reliable nor comparable. Not all publicly traded securities are ranked; data may be incorrect or out of date. Rankings are for informational purposes only and do not constitute investment advice. [Full disclaimer](#)

SPOTLIGHT ON: PLC.CA – 2.8% YIELD

Park Lawn Corp



Park Lawn is an unincorporated open-ended limited purpose trust company. Co., through its subsidiaries, Park Lawn Limited Partnership and Park Lawn Management Services Inc., owns and operates six cemeteries in the Greater Toronto Area. These cemeteries are: Park Lawn Cemetery, Riverside Cemetery & Crematorium, Sanctuary Park Cemetery, Westminster Cemetery, Crematorium & Mausoleum, Forest Lawn Crematorium & Mausoleum, and Hillcrest Cemetery. The cemeteries and crematoria offer products and services associated with cremation, burial rights and services. Co., through its subsidiary, Bloorpark Developments Inc., also develops the Kingsway Condominium project on Bloor Street West.

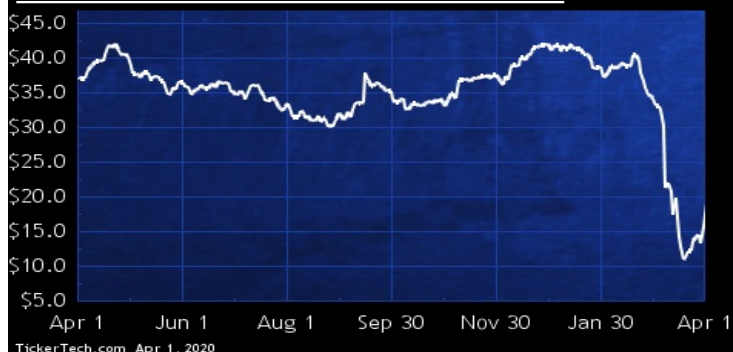
ENERGY

DividendRank	Symbol	Dividend	Recent Yield*
#1	CNQ.CA	Q 1.70	8.83%
#2	SU.CA	Q 1.86	8.28%
#3	CVE.CA	Q 0.25	8.80%
#4	PPL.CA	M 2.52	9.55%
#5	ENB.CA	Q 3.24	7.91%
#6	TRP.CA	Q 3.24	5.18%
#7	IMO.CA	Q 0.88	5.53%
#8	KEY.CA	M 1.92	14.68%
#9	IPL.CA	M 0.48	5.70%
#10	GEI.CA	Q 1.36	8.37%
#11	EFX.CA	Q 0.46	7.89%
#12	HSE.CA	Q 0.50	14.12%
#13	PKI.CA	M 1.21	4.89%
#14	TOU.CA	Q 0.48	5.56%
#15	ARX.CA	M 0.24	5.93%

* (updated 7 hours, 14 minutes ago) Yield calculations vary and may not be reliable nor comparable. Not all publicly traded securities are ranked; data may be incorrect or out of date. Rankings are for informational purposes only and do not constitute investment advice. [Full disclaimer](#)

SPOTLIGHT ON: CNQ.CA — 8.8% YIELD

Canadian Natural Resources Ltd



Canadian Natural Resources is an independent crude oil and natural gas exploration, development and production company. Co.'s exploration and production operations are focused in North America, largely in Western Canada; the U.K. portion of the North Sea; and Côte d'Ivoire, Gabon, and South Africa in Offshore Africa. Co. had total proved reserves of 5.71 billion barrels of oil equivalent. Co.'s gross proved crude oil, bitumen (thermal oil), synthetic crude oil and natural gas liquids reserves totaled 4.70 billion barrels and its gross proved natural gas reserves totaled 6,106.00 billion cubic feet.

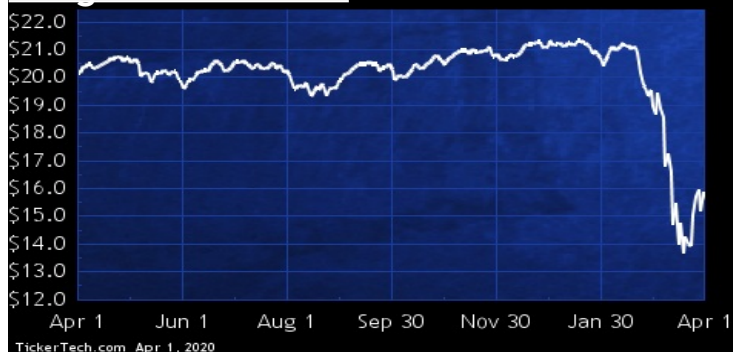
ETFs & CEFS

DividendRank	Symbol	Dividend	Recent Yield*
#1	ZWE.CA	M 1.38	8.85%
#2	CDZ.CA	M 1.13	5.57%
#3	ZPR.CA	M 0.54	7.41%
#4	HPR.CA	M 0.39	6.47%
#5	ZWH.CA	M 1.32	7.97%
#6	ZCN.CA	Q 0.76	4.23%
#7	ZDY.CA	M 1.08	4.15%
#8	XDV.CA	M 1.16	5.80%
#9	VDY.CA	M 1.42	5.12%
#10	ZEA.CA	Q 0.60	3.77%
#11	VCN.CA	Q 0.63	2.35%
#12	XEI.CA	M 1.01	6.32%
#13	XRE.CA	M 0.76	5.34%
#14	ZLB.CA	Q 0.96	3.36%
#15	EIT.UN.CA	M 1.20	17.02%

* (updated 7 hours, 14 minutes ago) Yield calculations vary and may not be reliable nor comparable. Not all publicly traded securities are ranked; data may be incorrect or out of date. Rankings are for informational purposes only and do not constitute investment advice. [Full disclaimer](#)

SPOTLIGHT ON: ZWE.CA — 8.8% YIELD

BMO Europe High Dividend Covered Call Hedged To CAD ETF



BMO Europe High Dividend Covered Call Hedged to CAD ETF is an exchange-traded fund established as an open-ended trust. The Fund's investment objective is to provide unitholders with exposure to the performance of a portfolio of dividend paying European companies to generate income and to provide long-term capital appreciation. The Fund's investment strategy is to invest in and hold the equity securities of dividend paying European companies; and use derivative instruments to seek to hedge foreign currency exposure.

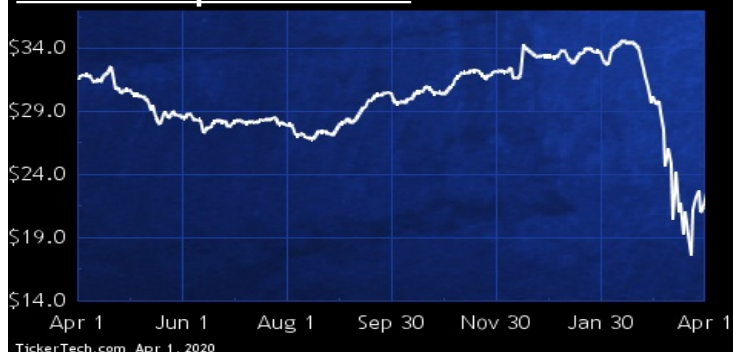
FINANCIAL

DividendRank	Symbol	Dividend	Recent Yield*
#1	POW.CA	Q 1.79	7.91%
#2	MIC.CA	Q 2.16	6.91%
#3	LB.CA	Q 2.68	8.77%
#4	BMO.CA	Q 4.24	5.97%
#5	CM.CA	Q 5.84	7.12%
#6	BNS.CA	Q 3.60	6.26%
#7	TD.CA	Q 3.16	5.28%
#8	CWB.CA	Q 1.16	5.99%
#9	RY.CA	Q 4.32	4.96%
#10	MFC.CA	Q 1.12	6.34%
#11	IAG.CA	Q 1.94	4.39%
#12	GWO.CA	Q 1.75	7.21%
#13	SLF.CA	Q 2.20	4.86%
#14	EQB.CA	Q 1.48	2.55%
#15	XIC.CA	Q 0.87	4.12%

* (updated 7 hours, 14 minutes ago) Yield calculations vary and may not be reliable nor comparable. Not all publicly traded securities are ranked; data may be incorrect or out of date. Rankings are for informational purposes only and do not constitute investment advice. [Full disclaimer](#)

SPOTLIGHT ON: POW.CA — 7.9% YIELD

Power Corp. of Canada



Power is a holding company with interests in companies that are active in the financial services, communications and other business sectors. Co. operates in four segments: Great-West Lifeco Inc., which offers a range of life insurance, retirement and investment products, as well as reinsurance and specialty general insurance products; IGM Financial Inc., which offers financial planning services and investment products to its client base; Parjointco N.V., which holds interests in companies based in Europe active in various sectors, including specialty minerals, water, waste services, energy, and wines and spirits; and Other, which is made up of corporate activities of Co.

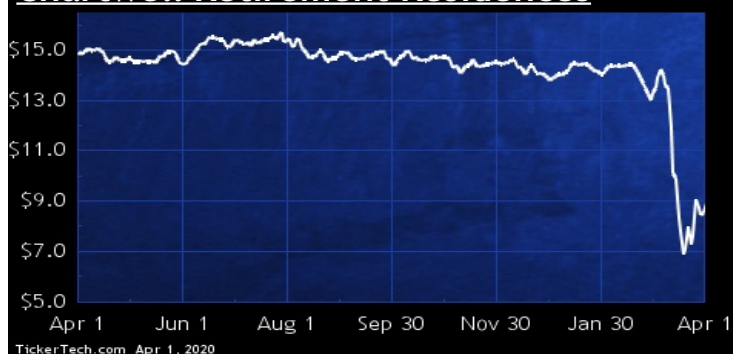
HEALTHCARE

DividendRank	Symbol	Dividend	Recent Yield*
#1	CSH.UN.CA	M 0.61	6.84%
#2	SIA.CA	M 0.94	7.65%
#3	EXE.CA	M 0.48	8.30%
#4	DR.CA	Q 0.28	8.02%
#5	HLS.CA	Q 0.20	1.16%

* (updated 7 hours, 14 minutes ago) Yield calculations vary and may not be reliable nor comparable. Not all publicly traded securities are ranked; data may be incorrect or out of date. Rankings are for informational purposes only and do not constitute investment advice. [Full disclaimer](#)

SPOTLIGHT ON: CSH.UN.CA — 6.8% YIELD

Chartwell Retirement Residences



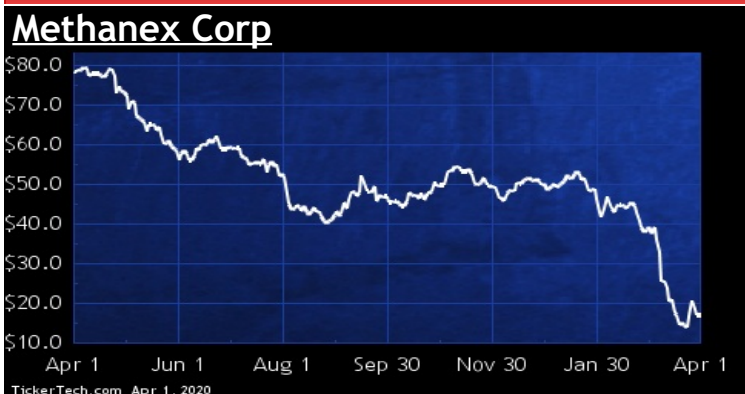
Chartwell Retirement Residences is an unincorporated open-ended trust created to indirectly acquire and hold 100% of the outstanding Class A Master LP Units and 100% of the common shares of Chartwell Master Care Corporation. As of Dec 31 2009, Co.'s portfolio of seniors housing communities owned, leased or managed on behalf of others consisted of interests in 29,244 suites in 229 communities which are operating, under construction or in various stages of development. In addition, Co.'s portfolio of owned and leased communities consisted of interests in 23,167 suites in 181 communities.

INDUSTRIAL

DividendRank	Symbol	Dividend	Recent Yield*
#1	MX.CA	Q 1.44	11.90%
#2	FTT.CA	Q 0.82	5.43%
#3	MAL.CA	Q 0.42	6.45%
#4	CAE.CA	Q 0.44	2.47%
#5	CHE.UN.CA	M 0.60	12.20%
#6	XTC.CA	Q 0.38	7.06%
#7	SIS.CA	M 0.46	4.32%
#8	AFN.CA	M 2.40	14.12%
#9	RCH.CA	Q 0.27	1.20%
#10	CWX.CA	Q 0.56	16.97%
#11	NEO.CA	Q 0.40	6.53%
#12	VLN.CA	Q 0.12	2.51%

* (updated 7 hours, 14 minutes ago) Yield calculations vary and may not be reliable nor comparable. Not all publicly traded securities are ranked; data may be incorrect or out of date. Rankings are for informational purposes only and do not constitute investment advice. [Full disclaimer](#)

SPOTLIGHT ON: MX.CA — 11.9% YIELD



Methanex is a producer and supplier of methanol to the international markets of Asia Pacific, North America, Europe and South America. Co.'s operations consist of the production and sale of methanol, a commodity chemical.

MANUFACTURING

DividendRank	Symbol	Dividend	Recent Yield*
#1	ET.CA	Q 0.72	5.50%
#2	MRE.CA	Q 0.20	2.94%
#3	LNR.CA	Q 0.48	1.65%
#4	MG.CA	Q 2.15	4.78%
#5	GIL.CA	Q 0.85	4.75%
#6	WJX.CA	Q 1.00	15.48%
#7	VCM.CA	Q 0.22	2.61%
#8	CML.CA	Q 0.05	2.42%

* (updated 7 hours, 14 minutes ago) Yield calculations vary and may not be reliable nor comparable. Not all publicly traded securities are ranked; data may be incorrect or out of date. Rankings are for informational purposes only and do not constitute investment advice. [Full disclaimer](#)

SPOTLIGHT ON: ET.CA — 5.5% YIELD



Evertz Technologies is a solutions provider to the television broadcast, telecommunications and media industries. Co.'s solutions are purchased by content creators, broadcasters, specialty channels and television service providers to support their multi-channel digital and high definition television broadcast environments and by telecommunications and media companies. Co.'s products may be grouped into the following categories: Infrastructure Solutions, Visualization and Monitoring Solutions, Payout and Content Management Solutions, Compression and Media Transport Solutions, Software Defined Video Networking, Replay Solutions, and Professional AV Solutions.

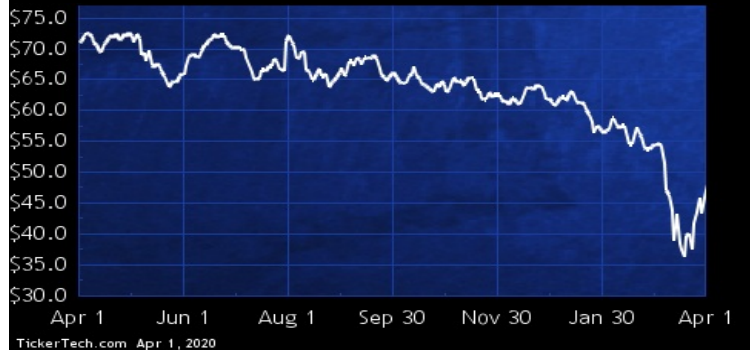
MATERIALS

DividendRank	Symbol	Dividend	Recent Yield*
#1	NTR.CA	Q 1.80	5.30%
#2	CAS.CA	Q 0.32	2.55%
#3	WFT.CA	Q 0.80	2.98%
#4	ADN.CA	Q 1.16	9.10%
#5	SJ.CA	Q 0.60	1.96%
#6	UFS.CA	Q 1.82	6.01%
#7	ITP.CA	Q 0.59	8.52%
#8	HDI.CA	Q 0.34	3.51%
#9	OSB.CA	Q 0.80	4.80%
#10	CCL.B.CA	Q 0.72	1.68%
#11	WEF.CA	Q 0.09	14.29%
#12	KPT.CA	Q 0.72	7.54%
#13	CFX.CA	Q 0.25	4.93%
#14	SXP.CA	Q 0.26	16.67%
#15	PL.CA	Q 0.60	9.63%

* (updated 7 hours, 14 minutes ago) Yield calculations vary and may not be reliable nor comparable. Not all publicly traded securities are ranked; data may be incorrect or out of date. Rankings are for informational purposes only and do not constitute investment advice. [Full disclaimer](#)

SPOTLIGHT ON: NTR.CA – 5.3% YIELD

Nutrien Ltd



Nutrien is a provider of crop inputs and services. Co. is engaged in the production, and distribution of potash, nitrogen and phosphate and sulfate products. Co. has four reportable operating segments: Retail, Potash, Nitrogen, and Phosphate and Sulfate. The Retail segment distributes crop nutrients, crop protection products, seed and merchandise and provides services directly to growers through a network of farm centers in North and South America and Australia. The Potash, Nitrogen, and Phosphate and Sulfate segments are differentiated by the chemical nutrients contained in the products that each produces.

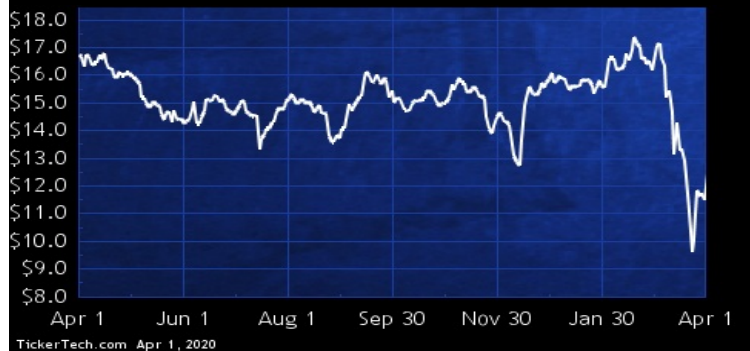
MEDIA

DividendRank	Symbol	Dividend	Recent Yield*
#1	TCL.A.CA	Q 0.90	7.21%
#2	CCA.CA	Q 2.32	2.43%
#3	CGO.CA	Q 1.90	2.19%
#4	CJR.B.CA	Q 0.24	9.56%
#5	QBR.B.CA	Q 0.80	2.57%
#6	RAY.A.CA	Q 0.30	7.52%
#7	TS.B.CA	Q 0.10	28.57%

* (updated 7 hours, 14 minutes ago) Yield calculations vary and may not be reliable nor comparable. Not all publicly traded securities are ranked; data may be incorrect or out of date. Rankings are for informational purposes only and do not constitute investment advice. [Full disclaimer](#)

SPOTLIGHT ON: TCL.A.CA – 7.2% YIELD

Transcontinental Inc



Transcontinental conducts business in Canada and the U.S. in two sectors: Printing and Packaging Sector and Media Sector. Co.'s printing sector provide print solutions in retail flyers, magazines, newspapers and color books, as well as personalized and mass marketing products, while Co.'s packaging sector provides a range of packaging products and premedia services in many markets, including the food product and beverage industries. Co.'s media sector provides media and marketing solutions, which include printing and digital publishing products in French and English: newspapers, educational books, consumer magazines, trade publications, and retail promotional content, among others.

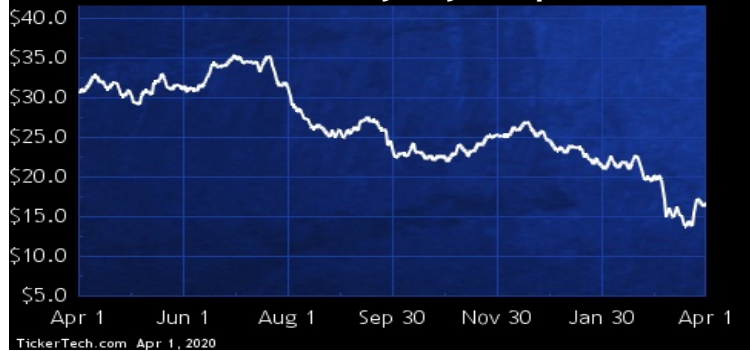
METALS & MINING

DividendRank	Symbol	Dividend	Recent Yield*
#1	LIF.CA	Q 1.00	5.95%
#2	KL.CA	Q 0.50	1.75%
#3	PSK.CA	Q 0.24	3.23%
#4	AEM.CA	Q 0.80	2.00%
#5	STLC.CA	Q 0.40	9.64%
#6	WPM.CA	Q 0.40	1.50%
#7	LUN.CA	Q 0.16	3.02%
#8	PFB.CA	Q 0.36	3.54%
#9	CEE.CA	S 0.12	5.91%
#10	FNV.CA	Q 1.38	0.98%
#11	AFCC.CA	M 0.21	14.87%
#12	AGI.CA	Q 0.06	1.19%
#13	ALS.CA	Q 0.20	2.82%
#14	PAAS.CA	Q 0.20	1.39%
#15	OR.CA	Q 0.20	1.90%

* (updated 7 hours, 14 minutes ago) Yield calculations vary and may not be reliable nor comparable. Not all publicly traded securities are ranked; data may be incorrect or out of date. Rankings are for informational purposes only and do not constitute investment advice. [Full disclaimer](#)

SPOTLIGHT ON: LIF.CA – 6.0% YIELD

Labrador Iron Ore Royalty Corp



Labrador Iron Ore Royalty Corp, directly and through its wholly-owned subsidiary Hollinger-Hanna Limited ("Hollinger-Hanna"), holds a 15.10% equity interest in Iron Ore Company of Canada ("IOC"). Co. receives a 7% gross overriding royalty and Hollinger-Hanna receives a C\$0.10 per tonne fee on all iron ore products produced, sold and shipped by IOC.

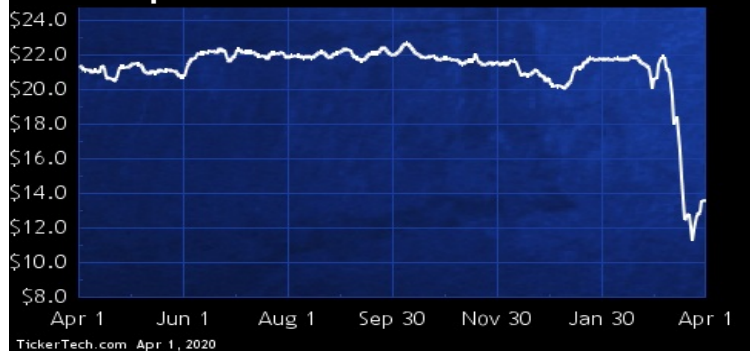
REAL ESTATE

DividendRank	Symbol	Dividend	Recent Yield*
#1	FCR.UN.CA	M 0.86	6.31%
#2	REI.UN.CA	M 1.44	8.93%
#3	SRU.UN.CA	M 1.85	9.82%
#4	SMU.UN.CA	M 0.54	6.09%
#5	SRT.UN.CA	M 0.86	12.69%
#6	CAR.UN.CA	M 1.38	3.24%
#7	CRT.UN.CA	M 0.79	6.73%
#8	CUF.UN.CA	M 0.72	8.88%
#9	MRG.UN.CA	M 0.70	5.22%
#10	HR.UN.CA	M 1.38	15.45%
#11	BEI.UN.CA	M 1.00	4.37%
#12	CRR.UN.CA	M 0.89	7.17%
#13	WFC.CA	A 2.00	8.70%
#14	CHP.UN.CA	M 0.74	5.73%
#15	DIR.UN.CA	M 0.70	7.45%

* (updated 7 hours, 14 minutes ago) Yield calculations vary and may not be reliable nor comparable. Not all publicly traded securities are ranked; data may be incorrect or out of date. Rankings are for informational purposes only and do not constitute investment advice. [Full disclaimer](#)

SPOTLIGHT ON: FCR.UN.CA – 6.3% YIELD

First Capital Real Estate Investment Trust



First Capital Real Estate Investment is engaged in the business of acquiring, developing, redeveloping, owning and operating neighbourhood and community shopping centers located predominantly in metropolitan areas in Canada. Co.'s property operations are focused in Canada. As of Dec 31 2010, Co. had interests in 179 properties, including 3 under development, totalling approx. 22.3 million sq. ft. of gross leasable area and 8 land sites in the planning stage for retail development.

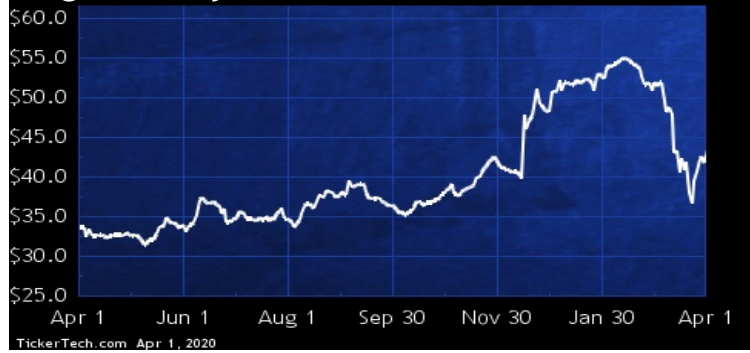
TECHNOLOGY

DividendRank	Symbol	Dividend	Recent Yield*
#1	ENGH.CA	Q 0.54	1.24%
#2	OTEX.CA	Q 0.94	1.91%
#3	SYZ.CA	Q 0.40	4.71%
#4	ONEX.CA	Q 0.40	0.78%
#5	TCS.CA	Q 0.24	1.34%
#6	HPS.A.CA	Q 0.34	5.32%
#7	MDF.CA	Q 0.40	11.46%
#8	QTRH.CA	Q 0.05	2.96%
#9	HMM.A.CA	S 0.04	2.82%
#10	XAU.CA	Q 0.02	0.54%

* (updated 7 hours, 14 minutes ago) Yield calculations vary and may not be reliable nor comparable. Not all publicly traded securities are ranked; data may be incorrect or out of date. Rankings are for informational purposes only and do not constitute investment advice. [Full disclaimer](#)

SPOTLIGHT ON: ENGH.CA — 1.2% YIELD

Enghouse Systems Ltd



Enghouse Systems is a provider of enterprise software solutions serving a range of vertical markets. Co. is organized around two business segments: the Interaction Management Group, which focuses on customer interaction software and services including contact center, attendant console, interactive voice response, agent performance optimization and analytics that support any telephony environment, deployed on-premise or in the cloud; and the Asset Management Group, which provides products including Operations Support Systems, Business Support Systems, Mobile Value Added Services solutions and data conversion services to telecom service providers, utilities and the oil and gas industry.

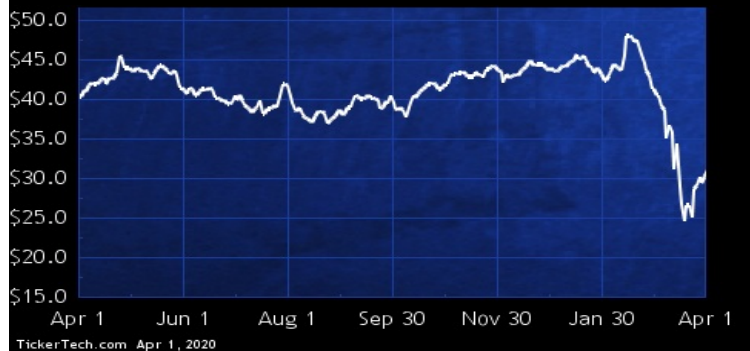
TRANSPORTATION

DividendRank	Symbol	Dividend	Recent Yield*
#1	TFII.CA	Q 1.04	3.35%
#2	ALC.CA	Q 0.48	5.29%
#3	CP.CA	Q 3.32	1.07%
#4	CNR.CA	Q 2.30	2.09%
#5	EIF.CA	M 2.28	12.85%
#6	CHR.CA	M 0.48	16.33%
#7	WTE.CA	Q 0.64	4.89%
#8	CJT.CA	Q 0.94	0.93%
#9	LGT.B.CA	Q 0.41	1.63%

* (updated 7 hours, 11 minutes ago) Yield calculations vary and may not be reliable nor comparable. Not all publicly traded securities are ranked; data may be incorrect or out of date. Rankings are for informational purposes only and do not constitute investment advice. [Full disclaimer](#)

SPOTLIGHT ON: TFII.CA — 3.4% YIELD

TFI International Inc



TFI International is involved in the provision of transportation and logistics services across Canada and the U.S. Co.'s business segments include: Package and Courier, which is involved in the pickup, transport and delivery of items across North America; Less-Than-Truckload, which is involved in the pickup, consolidation, transport and delivery of smaller loads; Truckload, which is involved in full loads carried directly from the customer to the destination, including expedited transportation, flatbed, container and dedicated services; and Logistics, which is involved in the provision of a range of logistics services.

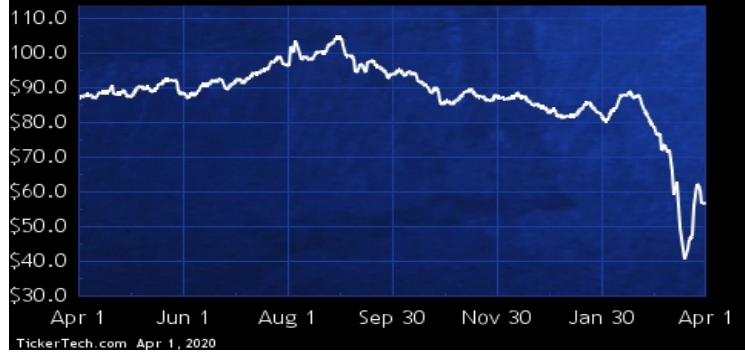
TRAVEL & ENTERTAINMENT

DividendRank	Symbol	Dividend	Recent Yield*
#1	QSR.CA	Q 2.08	5.32%
#2	MTY.CA	Q 0.74	3.43%
#3	AW.UN.CA	M 1.91	7.91%
#4	PZA.CA	M 0.86	11.56%
#5	BPF.UN.CA	M 1.22	18.63%
#6	CGX.CA	M 1.80	15.38%
#7	RECP.CA	Q 0.47	5.44%
#8	GH.CA	M 0.69	18.16%
#9	DIV.CA	M 0.23	14.41%
#10	PBL.CA	Q 0.16	0.94%

* (updated 7 hours, 11 minutes ago) Yield calculations vary and may not be reliable nor comparable. Not all publicly traded securities are ranked; data may be incorrect or out of date. Rankings are for informational purposes only and do not constitute investment advice. [Full disclaimer](#)

SPOTLIGHT ON: QSR.CA – 5.3% YIELD

Restaurant Brands International Inc



Restaurant Brands International, through its subsidiaries, is engaged as a quick service restaurant (QSR) company with restaurants in various countries and U.S. territories. Co.'s Tim Hortons®, Burger King® and Popeyes® brands have similar franchise business models with complementary daypart mixes and product platforms. Tim Hortons restaurants are QSRs with a menu that includes coffee, tea, espresso-based hot and cold drinks, baked goods, including donuts, Timbits®, bagels, and more. Burger King restaurants are QSRs that feature flame-grilled hamburgers, chicken and other sandwiches, french fries, soft drinks and other food items. Popeyes is a quick service chicken concept restaurant.

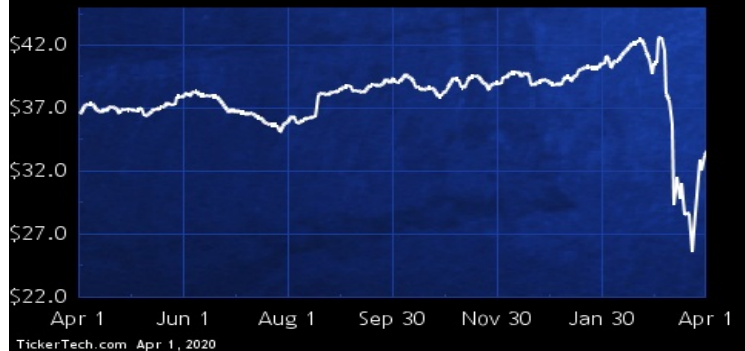
UTILITIES

DividendRank	Symbol	Dividend	Recent Yield*
#1	CU.CA	Q 1.74	5.18%
#2	CPX.CA	Q 1.92	7.07%
#3	BCE.CA	Q 3.33	5.77%
#4	FTS.CA	Q 1.91	3.52%
#5	AQN.CA	Q 0.75	3.96%
#6	EMA.CA	Q 2.45	4.41%
#7	SPB.CA	M 0.72	8.72%
#8	RNW.CA	M 0.94	6.32%
#9	INE.CA	Q 0.72	3.76%
#10	H.CA	Q 0.97	3.81%
#11	NPI.CA	M 1.20	4.27%
#12	ALA.CA	M 0.96	7.53%
#13	BLX.CA	Q 0.66	2.64%
#14	ACO.X.CA	Q 1.74	4.47%
#15	ACI.CA	Q 1.04	3.10%

* (updated 7 hours, 14 minutes ago) Yield calculations vary and may not be reliable nor comparable. Not all publicly traded securities are ranked; data may be incorrect or out of date. Rankings are for informational purposes only and do not constitute investment advice. [Full disclaimer](#)

SPOTLIGHT ON: CU.CA – 5.2% YIELD

Canadian Utilities Ltd



Canadian Utilities is an ATCO Ltd. company. The Structures and Logistics Business Unit provides workforce housing, modular facilities, construction, site support services, and logistics and operations management. The Electricity Business Unit provides power generation, electricity distribution and transmission, and related infrastructure services. The Pipelines and Liquids Business Unit provides complementary products and services that enable them to deliver natural gas transmission and distribution services, energy storage, and industrial water solutions to customers. ATCOenergy provides retail, commercial and industrial electricity and natural gas service in Alberta.



 **Canada Stock Channel**
"Educating U.S. Investors About Canadian Stocks"