

April, 2022 – DividendRank Report

<http://www.canadastockchannel.com/>

History has shown that the bulk of the stock market's returns are delivered by dividends. Only consistently profitable companies can afford to keep paying dividends, so profitability is of critical importance. And investors shouldn't pay too expensive a price to buy a stock, even if the company itself is strong. So therefore, dividend investors should be most interested in researching the strongest most profitable companies, that also happen to be trading at an attractive valuation.

Each month, Canada Stock Channel screens through our coverage universe of dividend paying Canadian stocks, to look at a variety of data – dividend history & yield, book value, quarterly earnings – and compare it to the stock's trading data to come up with certain calculations about profitability and about the stock's valuation (whether we think it looks "cheap" or "expensive"). Our proprietary DividendRank formula ranks stocks within the following 18 sectors/categories, to identify the top most "interesting" ideas that merit further research.

Business Services & Equipment

Construction

Consumer Goods

Consumer Services

Energy

ETFs & CEFs

Financial

Healthcare

Industrial

Manufacturing

Materials

Media

Metals & Mining

Real Estate

Technology

Transportation

Travel & Entertainment

Utilities

BUSINESS SERVICES & EQUIPMENT

DividendRank	Symbol	Dividend	Recent Yield*
#1	RBA.CA	Q 1.00	1.35%
#2	TRI.CA	Q 2.28	1.68%
#3	STN.CA	Q 0.72	1.15%
#4	DXT.CA	Q 0.35	4.45%
#5	LWRK.CA	M 0.78	3.61%
#6	WJX.CA	Q 1.00	5.06%
#7	KBL.CA	M 1.20	3.55%
#8	BYD.CA	Q 0.58	0.35%
#9	CGY.CA	Q 1.12	1.62%
#10	BDI.CA	Q 0.06	1.22%

* (updated 7 hours, 17 minutes ago) Yield calculations vary and may not be reliable nor comparable. Not all publicly traded securities are ranked; data may be incorrect or out of date. Rankings are for informational purposes only and do not constitute investment advice. [Full disclaimer](#)

SPOTLIGHT ON: RBA.CA – 1.4% YIELD



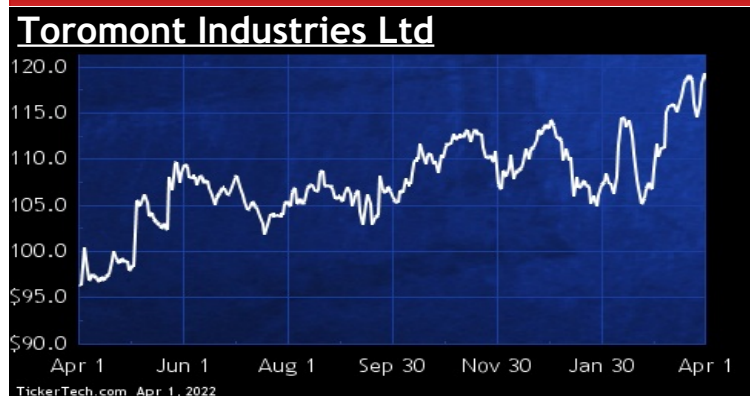
Ritchie Bros Auctioneers is a holding company. Through its subsidiaries, Co. is engaged in asset management technologies and disposition of commercial assets. Co. provides its customers end-to-end solutions for buying and selling used industrial equipment and other durable assets through its unreserved live on site auctions, online marketplaces, listing services, and private brokerage services. Auctions and Marketplaces is Co.'s only reportable segment, which consists of its live on site auctions, its online auctions and marketplaces, and its brokerage service.

CONSTRUCTION

DividendRank	Symbol	Dividend	Recent Yield*
#1	TIH.CA	Q 1.56	1.32%
#2	ARE.CA	Q 0.74	4.36%
#3	BDGI.CA	Q 0.66	2.10%
#4	WSP.CA	Q 1.50	0.90%
#5	BDT.CA	M 0.39	4.27%
#6	NFI.CA	Q 0.21	1.33%
#7	SNC.CA	Q 0.08	0.27%

* (updated 7 hours, 17 minutes ago) Yield calculations vary and may not be reliable nor comparable. Not all publicly traded securities are ranked; data may be incorrect or out of date. Rankings are for informational purposes only and do not constitute investment advice. [Full disclaimer](#)

SPOTLIGHT ON: TIH.CA – 1.3% YIELD



Toromont Industries operates through two business segments: the Equipment Group and CIMCO. The Equipment Group includes rental operations, a material handling business and an agricultural equipment business. CIMCO is engaged in the design, engineering, fabrication and installation of industrial and recreational refrigeration systems.

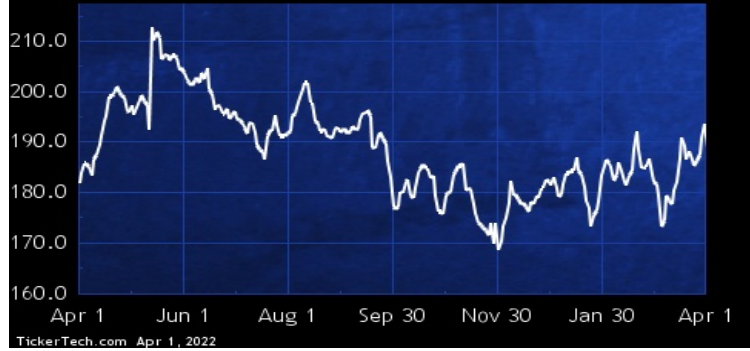
CONSUMER GOODS

DividendRank	Symbol	Dividend	Recent Yield*
#1	CTC.A.CA	Q 5.20	2.75%
#2	PBH.CA	Q 2.80	2.56%
#3	LNF.CA	Q 0.64	2.87%
#4	GDL.CA	S 0.80	6.17%
#5	NWC.CA	Q 1.48	3.86%
#6	CTC.CA	Q 5.20	1.44%
#7	WN.CA	Q 2.40	1.56%
#8	QSP.UN.CA	Q 2.16	3.04%
#9	L.CA	Q 1.46	1.30%
#10	MRU.CA	Q 1.10	1.53%
#11	MFI.CA	Q 0.80	2.67%
#12	SAP.CA	Q 0.72	2.43%
#13	ZZZ.CA	Q 0.78	2.67%
#14	ADW.A.CA	Q 0.25	3.38%
#15	JWEL.CA	Q 0.60	1.72%

* (updated 7 hours, 17 minutes ago) Yield calculations vary and may not be reliable nor comparable. Not all publicly traded securities are ranked; data may be incorrect or out of date. Rankings are for informational purposes only and do not constitute investment advice. [Full disclaimer](#)

SPOTLIGHT ON: CTC.A.CA – 2.8% YIELD

Canadian Tire Corp Ltd



Canadian Tire operates through three segments: Retail, Financial Services, and CT REIT. The Retail segment includes Canadian Tire, SportChek, Mark's, PartSource, Petroleum, Helly Hansen and Party City. It also includes the Consumer Brands division which supports the retail banners in the development and acquisition of owned brands and products. The Financial Services segment provides financial and other products and services, including Triangle-branded consumer credit cards, in-store financing, insurance products, and retail and broker deposits. The CT REIT segment comprises CT REIT which owns, develops and leases income-producing real estate properties across Canada.

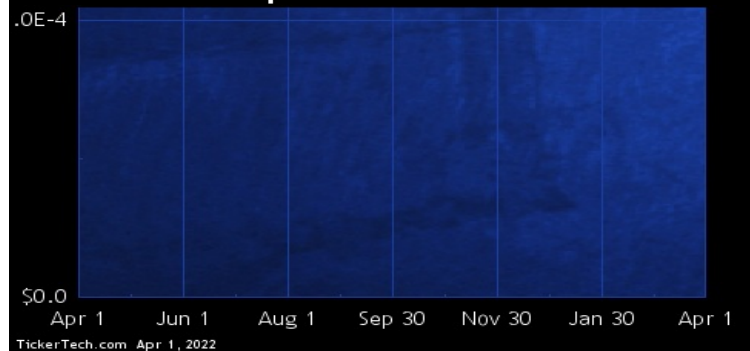
CONSUMER SERVICES

DividendRank	Symbol	Dividend	Recent Yield*
#1	PLC.CA	Q 0.46	1.32%

* (updated 7 hours, 17 minutes ago) Yield calculations vary and may not be reliable nor comparable. Not all publicly traded securities are ranked; data may be incorrect or out of date. Rankings are for informational purposes only and do not constitute investment advice. [Full disclaimer](#)

SPOTLIGHT ON: PLC.CA – 1.3% YIELD

Park Lawn Corp



Park Lawn is an unincorporated open-ended limited purpose trust company. Co., through its subsidiaries, Park Lawn Limited Partnership and Park Lawn Management Services Inc., owns and operates six cemeteries in the Greater Toronto Area. These cemeteries are: Park Lawn Cemetery, Riverside Cemetery & Crematorium, Sanctuary Park Cemetery, Westminster Cemetery, Crematorium & Mausoleum, Forest Lawn Crematorium & Mausoleum, and Hillcrest Cemetery. The cemeteries and crematoria offer products and services associated with cremation, burial rights and services. Co., through its subsidiary, Bloorpark Developments Inc., also develops the Kingsway Condominium project on Bloor Street West.

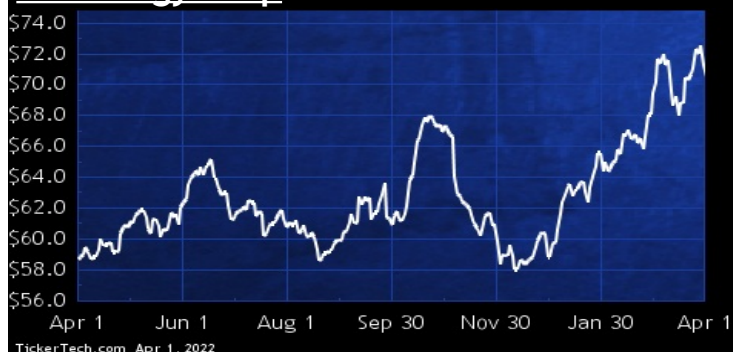
ENERGY

DividendRank	Symbol	Dividend	Recent Yield*
#1	TRP.CA	Q 3.60	5.11%
#2	ENB.CA	Q 3.44	5.98%
#3	SU.CA	Q 1.68	4.13%
#4	CNQ.CA	Q 3.00	3.88%
#5	WCP.CA	M 0.36	3.48%
#6	GEI.CA	Q 1.48	5.92%
#7	PKI.CA	M 1.30	3.52%
#8	FRU.CA	M 0.96	6.71%
#9	TOU.CA	Q 0.80	1.39%
#10	KEY.CA	M 1.92	6.06%
#11	IMO.CA	Q 1.36	2.25%
#12	ARX.CA	Q 0.40	2.39%
#13	PPL.CA	M 2.52	5.37%
#14	PEY.CA	M 0.60	4.73%
#15	CPG.CA	Q 0.18	1.99%

* (updated 7 hours, 17 minutes ago) Yield calculations vary and may not be reliable nor comparable. Not all publicly traded securities are ranked; data may be incorrect or out of date. Rankings are for informational purposes only and do not constitute investment advice. [Full disclaimer](#)

SPOTLIGHT ON: TRP.CA – 5.1% YIELD

TC Energy Corp



TC Energy is an energy infrastructure company which operates in three main businesses: Natural Gas Pipelines, Liquids Pipelines and Power and Storage. Co. has five business segments: Canadian Natural Gas Pipelines, U.S. Natural Gas Pipelines, Mexico Natural Gas Pipelines, Liquids Pipelines and Power and Storage. Natural Gas Pipelines and Liquids Pipelines are principally comprised of Co.'s natural gas and liquids pipelines in Canada, the U.S. and Mexico, as well as its natural gas storage operations in the U.S. Power and Storage includes Co.'s power operations and its unregulated natural gas storage business in Canada.

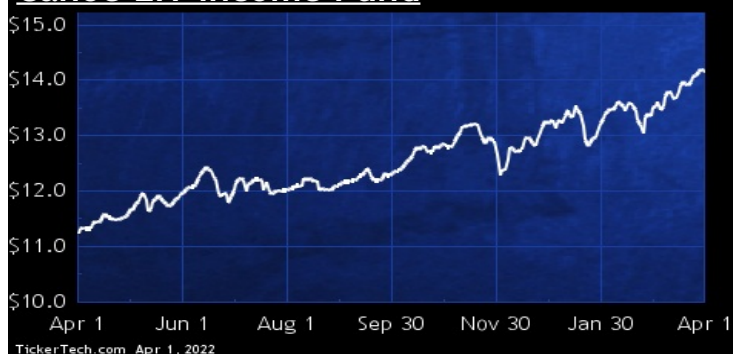
ETFs & CEFS

DividendRank	Symbol	Dividend	Recent Yield*
#1	EIT.UN.CA	M 1.20	8.47%
#2	ZWB.CA	M 1.32	6.03%
#3	ZPR.CA	M 0.54	4.83%
#4	ZAG.CA	M 0.48	3.31%
#5	ZIC.CA	M 0.66	3.83%
#6	HPR.CA	M 0.46	4.92%
#7	ZEA.CA	Q 0.52	2.67%
#8	ZWH.CA	M 1.32	5.90%
#9	TXF.CA	Q 2.38	12.13%
#10	VCN.CA	Q 1.28	2.89%
#11	ZWE.CA	M 1.32	6.88%
#12	ZCN.CA	Q 0.84	2.86%
#13	VAB.CA	M 0.71	2.96%
#14	ZMU.CA	M 0.54	3.87%
#15	ZLB.CA	Q 1.04	2.49%

* (updated 7 hours, 17 minutes ago) Yield calculations vary and may not be reliable nor comparable. Not all publicly traded securities are ranked; data may be incorrect or out of date. Rankings are for informational purposes only and do not constitute investment advice. [Full disclaimer](#)

SPOTLIGHT ON: EIT.UN.CA – 8.5% YIELD

Canoe EIT Income Fund



Canoe EIT Income Fund is a closed-end investment trust. The Trust's investment objectives are to maximize monthly distributions relative to risk and maximize net asset value, while maintaining and expanding a diversified investment portfolio, primarily through acquiring, investing, holding, transferring, disposing of or otherwise dealing with or in equity and debt securities of royalty and income trusts, corporations, partnerships, or other issuers and such other investments as the Manager may determine in its sole discretion from time to time. As of Dec 31 2009, total fair value of the Trust's investment portfolio was C\$1,661,584,000.

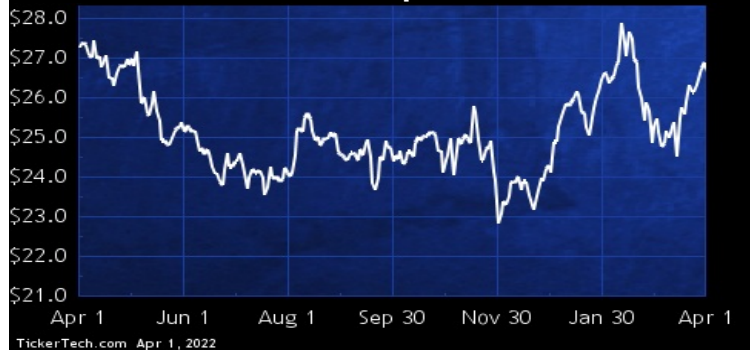
FINANCIAL

DividendRank	Symbol	Dividend	Recent Yield*
#1	MFC.CA	Q 1.32	4.95%
#2	ELF.CA	Q 10.00	1.13%
#3	POW.CA	Q 1.98	5.12%
#4	CWB.CA	Q 1.20	3.30%
#5	BNS.CA	Q 4.00	4.46%
#6	RY.CA	Q 4.80	3.49%
#7	TD.CA	Q 3.56	3.59%
#8	CM.CA	Q 6.44	4.24%
#9	BMO.CA	Q 5.32	3.62%
#10	GWO.CA	Q 1.96	5.32%
#11	NA.CA	Q 3.48	3.63%
#12	SLF.CA	Q 2.64	3.78%
#13	FN.CA	M 2.35	5.80%
#14	LB.CA	Q 1.76	4.23%
#15	IAG.CA	Q 2.50	3.29%

* (updated 7 hours, 17 minutes ago) Yield calculations vary and may not be reliable nor comparable. Not all publicly traded securities are ranked; data may be incorrect or out of date. Rankings are for informational purposes only and do not constitute investment advice. [Full disclaimer](#)

SPOTLIGHT ON: MFC.CA – 5.0% YIELD

Manulife Financial Corp



Manulife Financial is a holding company. Through its subsidiaries, Co. is a life insurance company. Co.'s four operating segments are: Asia, which includes a range of health, protection, savings, medical, term and whole life products; Canada, which provides life, health, disability and specialty products, such as mortgage creditor and travel insurance; U.S., which provides a range of life insurance products, insurance-based wealth accumulation products, and has an in-force long-term care insurance business and an in-force annuity business; and Global Wealth and Asset Management, which provides investment advice and solutions to retirement, retail and institutional clients.

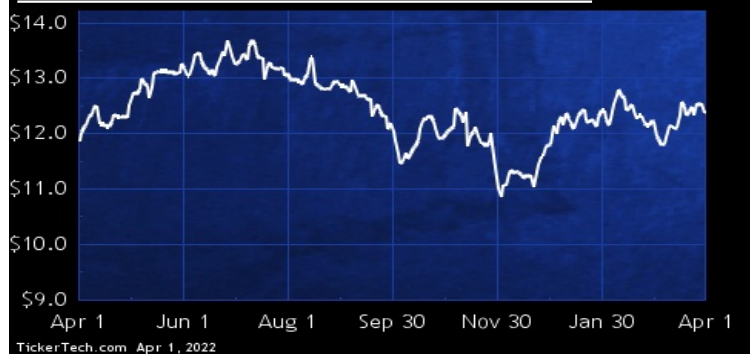
HEALTHCARE

DividendRank	Symbol	Dividend	Recent Yield*
#1	CSH.UN.CA	M 0.61	4.94%
#2	SIA.CA	M 0.94	6.11%
#3	EXE.CA	M 0.48	6.11%
#4	DR.CA	Q 0.32	2.84%
#5	HLS.CA	Q 0.20	1.32%

* (updated 7 hours, 17 minutes ago) Yield calculations vary and may not be reliable nor comparable. Not all publicly traded securities are ranked; data may be incorrect or out of date. Rankings are for informational purposes only and do not constitute investment advice. [Full disclaimer](#)

SPOTLIGHT ON: CSH.UN.CA – 4.9% YIELD

Chartwell Retirement Residences



Chartwell Retirement Residences is an open-ended real estate trust. Co. indirectly owns and operates a portfolio of seniors housing communities across the continuum of care, all of which are located in Canada. Co.'s portfolio includes: independent living, which consists of suites/townhouses/bungalows/apartments with availability of providing meals and dining, housekeeping and laundry services without personal care services or personal assistance available; and independent supportive living, which consists of suites/ townhouses/ bungalows/ apartments with dining, housekeeping and laundry services with personal assistance services available.

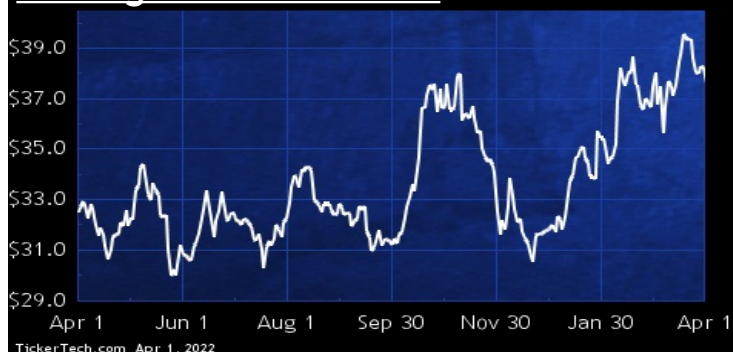
INDUSTRIAL

DividendRank	Symbol	Dividend	Recent Yield*
#1	FTT.CA	Q 0.90	2.39%
#2	RCH.CA	Q 0.52	1.14%
#3	SIS.CA	M 0.50	2.86%
#4	MAL.CA	Q 0.42	4.26%
#5	MX.CA	Q 0.50	0.73%
#6	CHE.UN.CA	M 0.60	7.47%
#7	DBM.CA	Q 0.56	7.01%
#8	NEO.CA	Q 0.40	2.63%
#9	AFN.CA	Q 0.60	1.39%

* (updated 7 hours, 17 minutes ago) Yield calculations vary and may not be reliable nor comparable. Not all publicly traded securities are ranked; data may be incorrect or out of date. Rankings are for informational purposes only and do not constitute investment advice. [Full disclaimer](#)

SPOTLIGHT ON: FTT.CA – 2.4% YIELD

Finning International Inc



Finning International is engaged in the selling of heavy equipment and power and energy systems, rental of equipment, and providing product support including sales of parts and servicing of equipment. Co.'s segments are: Canadian operations, which include dealership territories comprising British Columbia, Alberta, Saskatchewan, Yukon, the Northwest Territories, and portions of Nunavut and mobile on-site refuelling services in the Canada and in Texas, United States; South American operations, which include Chile, Argentina, and Bolivia; and United Kingdom and Ireland operations, which include England, Scotland, Wales, Northern Ireland, and the Republic of Ireland.

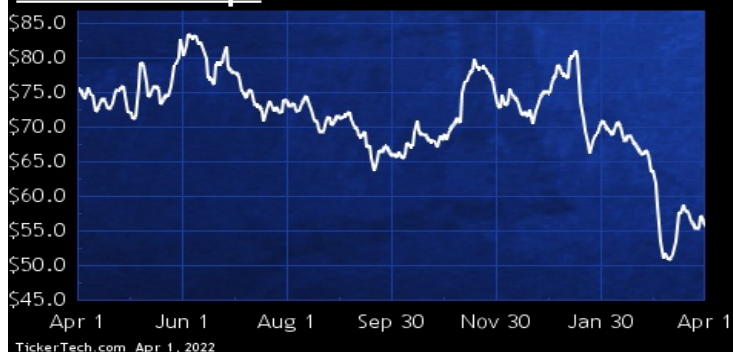
MANUFACTURING

DividendRank	Symbol	Dividend	Recent Yield*
#1	LNR.CA	Q 0.80	1.44%
#2	MG.CA	Q 2.29	2.86%
#3	ET.CA	Q 0.72	4.72%
#4	XTC.CA	Q 0.42	4.38%
#5	GIL.CA	Q 0.86	1.82%
#6	MRE.CA	Q 0.20	2.23%
#7	ABCT.CA	Q 0.15	2.26%
#8	CMI.CA	Q 0.05	2.34%
#9	VCM.CA	Q 0.22	1.37%

* (updated 7 hours, 17 minutes ago) Yield calculations vary and may not be reliable nor comparable. Not all publicly traded securities are ranked; data may be incorrect or out of date. Rankings are for informational purposes only and do not constitute investment advice. [Full disclaimer](#)

SPOTLIGHT ON: LNR.CA – 1.4% YIELD

Linamar Corp.



Linamar is a global manufacturing company. Co. is made up of two segments: the Industrial segment and the Transportation segment. The Industrial segment is comprised of: Skyjack Inc., which manufactures scissor, boom and telehandler lifts for the aerial work platform industry; and MacDon, which manufactures combine draper headers and self-propelled windrowers for the agricultural harvesting industry. The Transportation segment is subdivided into three regional groups; North America, Europe and Asia Pacific. The Transportation segment products are focused on both components and systems for new energy powertrains, body and chassis, driveline, engine and transmission systems of these vehicles.

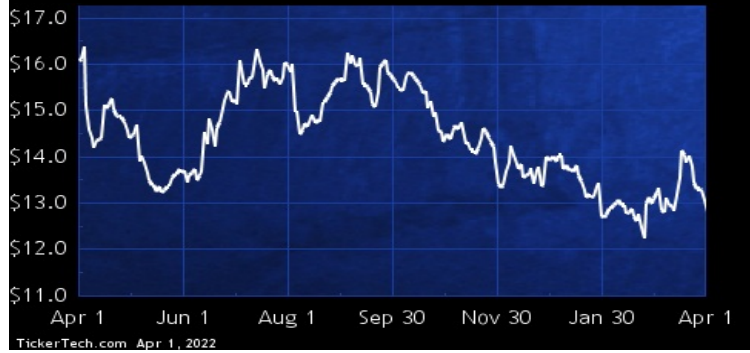
MATERIALS

DividendRank	Symbol	Dividend	Recent Yield*
#1	CAS.CA	Q 0.48	3.74%
#2	TCL.A.CA	Q 0.90	5.15%
#3	ITP.CA	Q 0.68	1.71%
#4	HDI.CA	Q 0.48	1.32%
#5	WFG.CA	Q 1.26	1.23%
#6	ADN.CA	Q 1.16	6.09%
#7	NTR.CA	Q 1.92	1.49%
#8	SJ.CA	Q 0.80	2.13%
#9	BOS.CA	Q 0.40	1.12%
#10	CCL.B.CA	Q 0.96	1.70%
#11	WEF.CA	Q 0.04	1.99%
#12	WPK.CA	Q 0.12	0.31%
#13	KPT.CA	Q 0.72	6.52%
#14	WBE.CA	Q 0.02	5.97%
#15	SXP.CA	Q 0.10	2.74%

* (updated 7 hours, 17 minutes ago) Yield calculations vary and may not be reliable nor comparable. Not all publicly traded securities are ranked; data may be incorrect or out of date. Rankings are for informational purposes only and do not constitute investment advice. [Full disclaimer](#)

SPOTLIGHT ON: CAS.CA — 3.7% YIELD

Cascades Inc



Cascades is a paper and packaging company that produces, converts and sells packaging and tissue products composed primarily of recycled fibres. Co. operates through four business segments: Containerboard; Boxboard Europe; and Specialty Products (which constitutes Co.'s Packaging Products); and Tissue Papers.

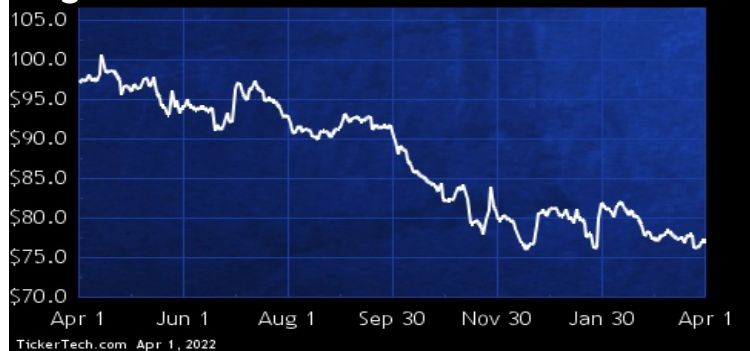
MEDIA

DividendRank	Symbol	Dividend	Recent Yield*
#1	CGO.CA	Q 2.50	3.24%
#2	QBR.B.CA	Q 1.20	4.03%
#3	CJR.B.CA	Q 0.24	4.88%
#4	Y.CA	Q 0.60	4.53%
#5	RAY.A.CA	Q 0.30	4.13%

* (updated 7 hours, 17 minutes ago) Yield calculations vary and may not be reliable nor comparable. Not all publicly traded securities are ranked; data may be incorrect or out of date. Rankings are for informational purposes only and do not constitute investment advice. [Full disclaimer](#)

SPOTLIGHT ON: CGO.CA — 3.2% YIELD

Cogeco Inc



Cogeco is a holding corporation which operates in the communications and media sectors. Co.'s Cogeco Communications Inc. subsidiary provides residential and business customers with Internet, video and telephony services through its two-way broadband fibre networks, operating in Quebec and Ontario, Canada, under the Cogeco Connexion name, and in the U.S. under the Atlantic Broadband brand in various states. Co.'s Cogeco Media Inc. subsidiary owns and operates radio stations with complementary radio formats and coverage serving a range of audiences mainly across the province of Quebec, as well as Cogeco News, a news agency.

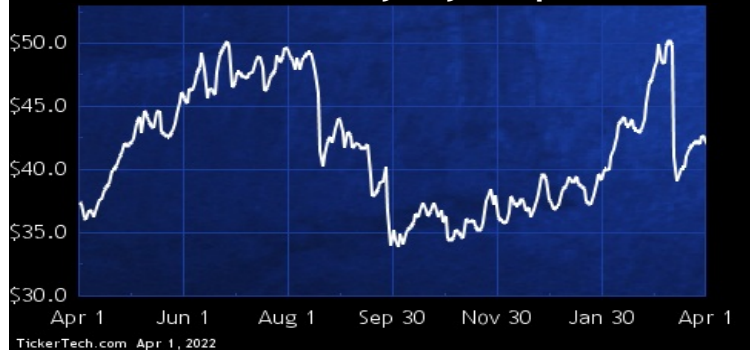
METALS & MINING

DividendRank	Symbol	Dividend	Recent Yield*
#1	LIF.CA	Q 2.00	4.76%
#2	LUN.CA	Q 0.36	2.84%
#3	CG.CA	Q 0.28	2.28%
#4	STLC.CA	Q 1.20	2.31%
#5	BTO.CA	Q 0.16	2.79%
#6	DPM.CA	Q 0.16	2.14%
#7	WPM.CA	Q 0.60	1.01%
#8	AEM.CA	Q 2.04	2.67%
#9	GCM.CA	M 0.18	3.08%
#10	RUS.CA	Q 1.52	4.59%
#11	PAAS.CA	Q 0.48	1.41%
#12	K.CA	Q 0.12	1.63%
#13	CEE.CA	S 0.10	6.62%
#14	ALS.CA	Q 0.28	1.16%
#15	FNV.CA	Q 1.62	0.81%

* (updated 7 hours, 17 minutes ago) Yield calculations vary and may not be reliable nor comparable. Not all publicly traded securities are ranked; data may be incorrect or out of date. Rankings are for informational purposes only and do not constitute investment advice. [Full disclaimer](#)

SPOTLIGHT ON: LIF.CA – 4.8% YIELD

Labrador Iron Ore Royalty Corp



Labrador Iron Ore Royalty, directly and through its wholly-owned subsidiary, Hollinger-Hanna Limited holds a 15.10% equity interest in Iron Ore Company of Canada that operates an iron mine near Labrador City, Newfoundland and Labrador on lands leased. Co. manages its business under a single operating segment, consisting of its investment in Iron Ore Company of Canada and its Iron Ore Company of Canada royalty of 7% and commission interests of C\$0.10 per tonne on sales of iron ore.

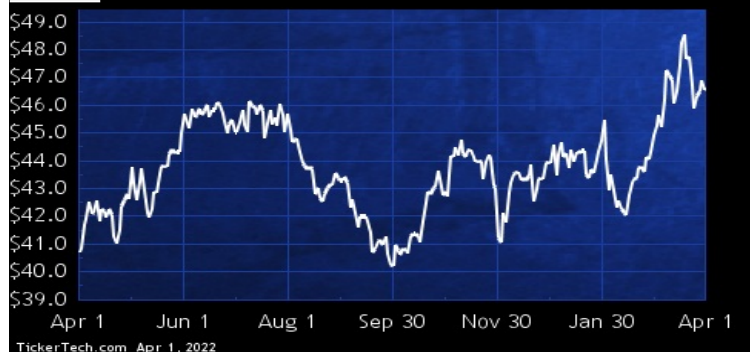
REAL ESTATE

DividendRank	Symbol	Dividend	Recent Yield*
#1	AP.UN.CA	M 1.75	3.75%
#2	AX.UN.CA	M 0.60	4.59%
#3	CAR.UN.CA	M 1.45	2.70%
#4	BEI.UN.CA	M 1.08	1.84%
#5	SRU.UN.CA	M 1.85	5.64%
#6	INO.UN.CA	M 0.82	8.87%
#7	SMU.UN.CA	M 0.56	2.56%
#8	REI.UN.CA	M 1.02	4.04%
#9	FCR.UN.CA	M 0.43	2.41%
#10	KMP.UN.CA	M 0.70	3.27%
#11	CRT.UN.CA	M 0.84	4.75%
#12	HR.UN.CA	M 0.52	3.98%
#13	D.UN.CA	M 1.00	3.59%
#14	MRD.CA	Q 0.56	3.20%
#15	MR.UN.CA	M 0.48	6.64%

* (updated 7 hours, 17 minutes ago) Yield calculations vary and may not be reliable nor comparable. Not all publicly traded securities are ranked; data may be incorrect or out of date. Rankings are for informational purposes only and do not constitute investment advice. [Full disclaimer](#)

SPOTLIGHT ON: AP.UN.CA – 3.8% YIELD

Allied Properties Real Estate Investment Trust



Allied Properties Real Estate Investment is an unincorporated closed-end real estate investment trust. Co. is the owner operator of distinctive urban workspace in Canada's major cities and network-dense urban data centres in Toronto that form Canada's hub for global connectivity. Co.'s business is providing knowledge-based organizations with distinctive urban environments for creativity and connectivity.

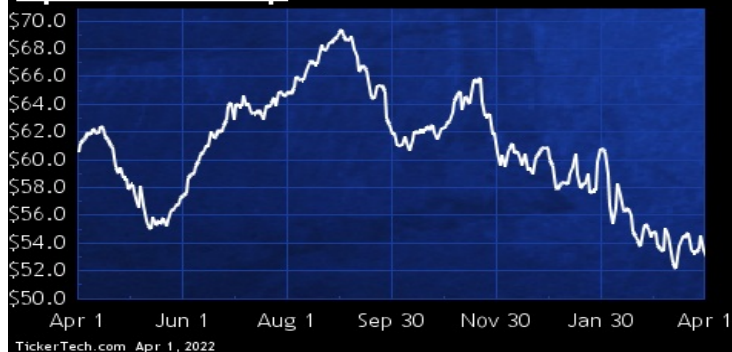
TECHNOLOGY

DividendRank	Symbol	Dividend	Recent Yield*
#1	OTEX.CA	Q 1.13	2.13%
#2	ONEX.CA	Q 0.40	0.48%
#3	ENGH.CA	Q 0.74	1.87%
#4	ABST.CA	Q 0.32	3.03%
#5	HMM.A.CA	S 0.06	1.49%
#6	DND.CA	Q 0.07	0.29%
#7	SYZ.CA	Q 0.50	5.30%
#8	TCS.CA	Q 0.28	0.88%
#9	HPS.A.CA	Q 0.34	2.70%
#10	CTO.CA	S 0.03	2.33%

* (updated 7 hours, 17 minutes ago) Yield calculations vary and may not be reliable nor comparable. Not all publicly traded securities are ranked; data may be incorrect or out of date. Rankings are for informational purposes only and do not constitute investment advice. [Full disclaimer](#)

SPOTLIGHT ON: OTEX.CA – 2.1% YIELD

Open Text Corp



Open Text is engaged in providing Information Management software solutions. Co.'s products are provided as software as a service, through off-cloud solutions, on the OpenText Cloud, on third-party public clouds or as a combination. Co.'s products and services include: Content Cloud, which connects content to the digital business to eliminate silos and provides secure and compliant remote access to both structured and unstructured data; Business Network Cloud, which provides a foundation for digital supply chains and secure e-commerce; and Security and Protection Cloud, which provides cybersecurity, data protection, digital forensic and endpoint security solutions.

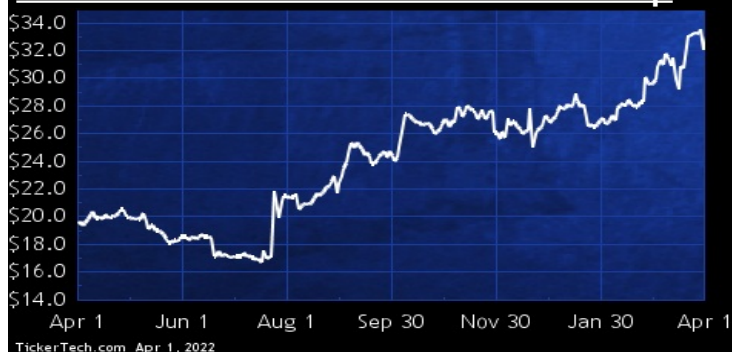
TRANSPORTATION

DividendRank	Symbol	Dividend	Recent Yield*
#1	WTE.CA	Q 1.20	3.62%
#2	MTL.CA	M 0.60	4.49%
#3	CNR.CA	Q 2.93	1.75%
#4	EIF.CA	M 2.28	5.33%
#5	ALC.CA	Q 0.68	3.93%
#6	TFIL.CA	Q 1.08	0.81%
#7	CP.CA	Q 0.76	0.74%
#8	AND.CA	Q 0.24	0.48%
#9	LGT.B.CA	Q 0.43	0.97%
#10	CJT.CA	Q 1.04	0.55%
#11	QTRH.CA	Q 0.05	2.06%

* (updated 7 hours, 17 minutes ago) Yield calculations vary and may not be reliable nor comparable. Not all publicly traded securities are ranked; data may be incorrect or out of date. Rankings are for informational purposes only and do not constitute investment advice. [Full disclaimer](#)

SPOTLIGHT ON: WTE.CA – 3.6% YIELD

Westshore Terminals Investment Corp



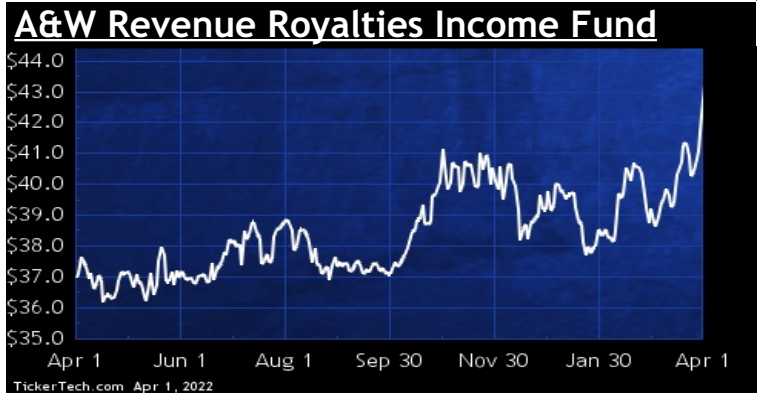
Westshore Terminals Investment owns all of the limited partnership units of Westshore Terminals Limited Partnership. Co. operates a coal storage and loading terminal at Roberts Bank, British Columbia.

TRAVEL & ENTERTAINMENT

DividendRank	Symbol	Dividend	Recent Yield*
#1	AW.UN.CA	M 1.86	4.30%
#2	BPF.UN.CA	M 1.02	5.81%
#3	QSR.CA	Q 2.16	2.96%
#4	PZA.CA	M 0.78	5.53%
#5	KEG.UN.CA	M 1.14	6.82%
#6	MTY.CA	Q 0.84	1.54%
#7	SRV.UN.CA	M 1.08	8.38%
#8	GH.CA	M 0.36	4.09%
#9	PBL.CA	Q 0.16	0.59%

* (updated 7 hours, 17 minutes ago) Yield calculations vary and may not be reliable nor comparable. Not all publicly traded securities are ranked; data may be incorrect or out of date. Rankings are for informational purposes only and do not constitute investment advice. [Full disclaimer](#)

SPOTLIGHT ON: AW.UN.CA – 4.3% YIELD



A&W Revenue Royalties Income Fund (the Fund) is a limited purpose trust established to invest in A&W Trade Marks Inc., which through its ownership interest in A&W Trade Marks Limited Partnership owns the A&W trade-marks used in the A&W quick service restaurant business in Canada. As of Dec 31 2010, Co.'s number of restaurants in the royalty pool was 700.

UTILITIES

DividendRank	Symbol	Dividend	Recent Yield*
#1	CPX.CA	Q 2.19	5.38%
#2	FTS.CA	Q 2.14	3.46%
#3	EMA.CA	Q 2.65	4.28%
#4	BCE.CA	Q 3.68	5.31%
#5	AQN.CA	Q 0.86	4.46%
#6	T.CA	Q 1.31	4.01%
#7	CU.CA	Q 1.78	4.64%
#8	CCA.CA	Q 2.82	2.73%
#9	H.CA	Q 1.07	3.16%
#10	ALA.CA	Q 1.06	3.79%
#11	RNW.CA	M 0.94	5.09%
#12	TPZ.CA	Q 1.04	4.98%
#13	BEPC.CA	Q 1.63	2.98%
#14	INE.CA	Q 0.72	3.62%
#15	ACO.X.CA	Q 1.85	4.30%

* (updated 7 hours, 17 minutes ago) Yield calculations vary and may not be reliable nor comparable. Not all publicly traded securities are ranked; data may be incorrect or out of date. Rankings are for informational purposes only and do not constitute investment advice. [Full disclaimer](#)

SPOTLIGHT ON: CPX.CA – 5.4% YIELD



Capital Power is a power producer. Co. develops, acquires, owns and operates utility-scale renewable and thermal power generation facilities and manages its related electricity and natural gas portfolio by undertaking trading and marketing activities.



 **Canada Stock Channel**

"Educating U.S. Investors About Canadian Stocks"