

## **April, 2026 – DividendRank Report**

<http://www.canadastockchannel.com/>

History has shown that the bulk of the stock market's returns are delivered by dividends. Only consistently profitable companies can afford to keep paying dividends, so profitability is of critical importance. And investors shouldn't pay too expensive a price to buy a stock, even if the company itself is strong. So therefore, dividend investors should be most interested in researching the strongest most profitable companies, that also happen to be trading at an attractive valuation.

Each month, Canada Stock Channel screens through our coverage universe of dividend paying Canadian stocks, to look at a variety of data – dividend history & yield, book value, quarterly earnings – and compare it to the stock's trading data to come up with certain calculations about profitability and about the stock's valuation (whether we think it looks "cheap" or "expensive"). Our proprietary DividendRank formula ranks stocks within the following 18 sectors/categories, to identify the top most "interesting" ideas that merit further research.

**Business Services & Equipment**

**Construction**

**Consumer Goods**

**Consumer Services**

**Energy**

**ETFs & CEFs**

**Financial**

**Healthcare**

**Industrial**

**Manufacturing**

**Materials**

**Media**

**Metals & Mining**

**Real Estate**

**Technology**

**Transportation**

**Travel & Entertainment**

**Utilities**

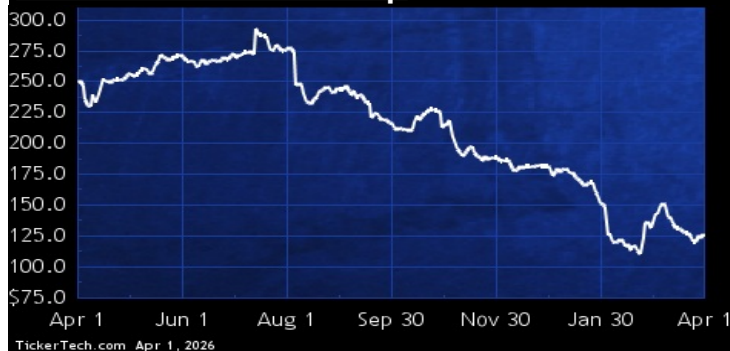
## BUSINESS SERVICES & EQUIPMENT

DividendRank	Symbol	Dividend	Recent Yield*
#1	<a href="#">TRI.CA</a>	Q 2.62	2.09%
#2	<a href="#">EFN.CA</a>	Q 0.60	1.99%
#3	<a href="#">CWL.CA</a>	Q 0.04	5.00%
#4	<a href="#">DXT.CA</a>	Q 0.40	3.29%
#5	<a href="#">WJX.CA</a>	Q 1.40	4.32%
#6	<a href="#">KBL.CA</a>	M 1.20	3.47%
#7	<a href="#">BDI.CA</a>	Q 0.18	1.13%
#8	<a href="#">RBA.CA</a>	Q 1.24	0.93%
#9	<a href="#">CGY.CA</a>	Q 1.12	1.53%
#10	<a href="#">BYD.CA</a>	Q 0.62	0.35%

\*(updated 7 hours, 15 minutes ago) Yield calculations vary and may not be reliable nor comparable. Not all publicly traded securities are ranked; data may be incorrect or out of date. Rankings are for informational purposes only and do not constitute investment advice. [Full disclaimer](#)

## SPOTLIGHT ON: TRI.CA – 2.1% YIELD

### Thomson Reuters Corp



Thomson Reuters Corporation is a global content and technology company. Its segments include Legal Professionals, Corporates, Tax & Accounting Professionals, Reuters News, and Global Print. The Legal Professionals segment serves law firms and governments with research and workflow products. The Corporates segment serves corporate customers from small businesses to multinational organizations with a full suite of content-driven technologies. The Tax & Accounting Professionals segment serves tax, audit, and accounting professional firms with research and automated workflow products.

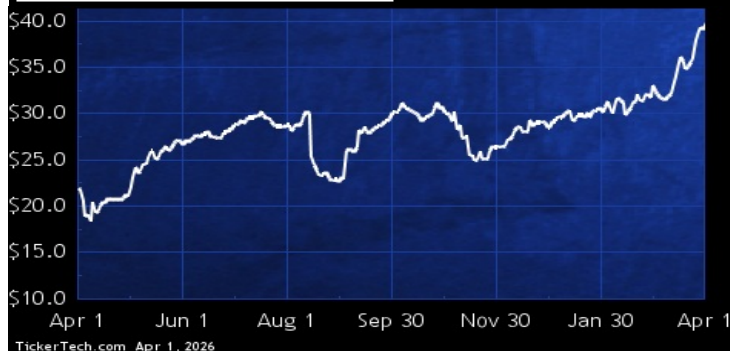
## CONSTRUCTION

DividendRank	Symbol	Dividend	Recent Yield*
#1	<a href="#">BDT.CA</a>	M 0.84	2.11%
#2	<a href="#">TIH.CA</a>	Q 2.24	1.15%
#3	<a href="#">BDGI.CA</a>	Q 0.78	1.26%
#4	<a href="#">ARE.CA</a>	Q 0.77	1.84%
#5	<a href="#">WSP.CA</a>	Q 1.50	0.69%
#6	<a href="#">STN.CA</a>	Q 0.98	0.81%
#7	<a href="#">ATRL.CA</a>	Q 0.08	0.09%

\*(updated 7 hours, 15 minutes ago) Yield calculations vary and may not be reliable nor comparable. Not all publicly traded securities are ranked; data may be incorrect or out of date. Rankings are for informational purposes only and do not constitute investment advice. [Full disclaimer](#)

## SPOTLIGHT ON: BDT.CA – 2.1% YIELD

### Bird Construction Inc.



Bird Construction, through its subsidiaries and interests in joint ventures, carries on business as a general contractor with offices across Canada. Co. serves customers in the industrial, mining, institutional, retail, commercial, multi-tenant residential, light industrial, and renovation and restoration sectors using fixed priced, design-build, unit price, cost reimbursable, guaranteed upset price, construction management and integrated project delivery contract delivery methods.

## CONSUMER GOODS

DividendRank	Symbol	Dividend	Recent Yield*
#1	<a href="#">CTC.A.CA</a>	Q 7.20	3.85%
#2	<a href="#">LNF.CA</a>	Q 0.96	3.69%
#3	<a href="#">NWC.CA</a>	Q 1.64	3.01%
#4	<a href="#">MRU.CA</a>	Q 1.63	1.71%
#5	<a href="#">TPX.B.CA</a>	Q 2.63	4.24%
#6	<a href="#">PBH.CA</a>	Q 3.40	4.14%
#7	<a href="#">JWEL.CA</a>	Q 0.92	2.67%
#8	<a href="#">WN.CA</a>	Q 1.19	1.21%
#9	<a href="#">CTC.CA</a>	Q 7.20	3.45%
#10	<a href="#">SAP.CA</a>	Q 0.80	1.84%
#11	<a href="#">DOO.CA</a>	Q 1.00	1.00%
#12	<a href="#">HLF.CA</a>	Q 0.70	4.72%
#13	<a href="#">ICE.CA</a>	Q 0.12	2.93%
#14	<a href="#">RSI.CA</a>	Q 0.36	5.38%
#15	<a href="#">EMP.A.CA</a>	Q 0.88	1.77%

\*(updated 7 hours, 15 minutes ago) Yield calculations vary and may not be reliable nor comparable. Not all publicly traded securities are ranked; data may be incorrect or out of date. Rankings are for informational purposes only and do not constitute investment advice. [Full disclaimer](#)

## SPOTLIGHT ON: CTC.A.CA — 3.9% YIELD



Canadian Tire Corporation, Limited is a Canada-based retail goods and services provider. It operates through three segments: Retail, Financial Services, and CT REIT. The Retail segment is conducted under a number of banners, including Canadian Tire, Canadian Tire Gas+ (Petroleum), Mark's, PartSource, Helly Hansen, Party City in Canada, and various SportChek banners. The Financial Services segment issues Canadian Tire's Triangle brand credit cards, including Triangle Mastercard and Triangle World Elite Mastercard.

## CONSUMER SERVICES

DividendRank	Symbol	Dividend	Recent Yield*
--------------	--------	----------	---------------

\*(updated 7 hours, 15 minutes ago) Yield calculations vary and may not be reliable nor comparable. Not all publicly traded securities are ranked; data may be incorrect or out of date. Rankings are for informational purposes only and do not constitute investment advice. [Full disclaimer](#)

## SPOTLIGHT ON: — 0.0% YIELD

No symbols passed; Exiting...

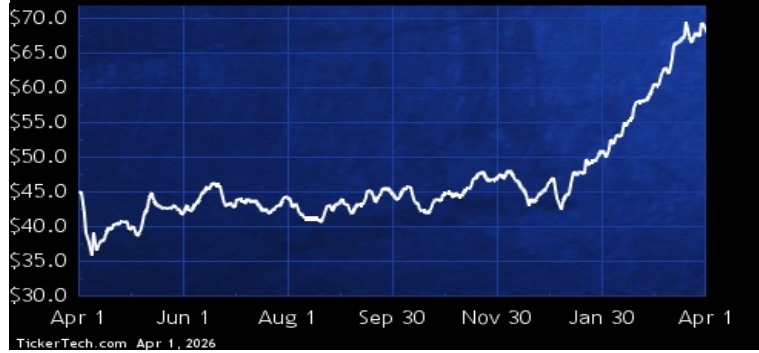
## ENERGY

DividendRank	Symbol	Dividend	Recent Yield*
#1	<a href="#">CNQ.CA</a>	Q 2.50	3.68%
#2	<a href="#">ENB.CA</a>	Q 3.88	5.15%
#3	<a href="#">PPL.CA</a>	Q 2.84	4.56%
#4	<a href="#">GEI.CA</a>	Q 1.80	6.06%
#5	<a href="#">ARX.CA</a>	Q 0.84	2.90%
#6	<a href="#">TRP.CA</a>	Q 3.51	4.03%
#7	<a href="#">PSK.CA</a>	Q 1.06	3.29%
#8	<a href="#">KEY.CA</a>	Q 2.16	4.01%
#9	<a href="#">TPZ.CA</a>	Q 1.36	4.40%
#10	<a href="#">SU.CA</a>	Q 2.40	2.61%
#11	<a href="#">PXT.CA</a>	Q 1.54	5.63%
#12	<a href="#">PEY.CA</a>	M 1.32	4.86%
#13	<a href="#">IMO.CA</a>	Q 3.48	1.91%
#14	<a href="#">PHX.CA</a>	Q 0.80	6.06%
#15	<a href="#">TOU.CA</a>	Q 2.00	3.00%

\*(updated 7 hours, 15 minutes ago) Yield calculations vary and may not be reliable nor comparable. Not all publicly traded securities are ranked; data may be incorrect or out of date. Rankings are for informational purposes only and do not constitute investment advice. [Full disclaimer](#)

## SPOTLIGHT ON: CNQ.CA — 3.7% YIELD

### Canadian Natural Resources Ltd



Canadian Natural Resources Limited is a Canada-based independent crude oil and natural gas exploration, development and production company. Co.'s segments include exploration and production, oil sands mining and upgrading, and midstream and refining. The exploration and production segment are focused on North America, specifically in Western Canada; the United Kingdom portion of the North Sea, and Cote d'Ivoire and South Africa in Offshore Africa. Its Oil Sands Mining and Upgrading segment produces synthetic crude oil through bitumen mining and upgrading operations at Horizon Oil Sands and through its direct and indirect interest in the Athabasca Oil Sands Project.

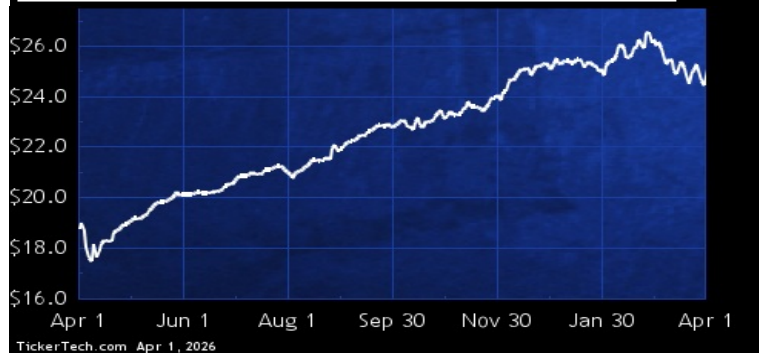
## ETFs & CEFS

DividendRank	Symbol	Dividend	Recent Yield*
#1	<a href="#">ZWB.CA</a>	M 1.44	5.73%
#2	<a href="#">AD.UN.CA</a>	Q 1.48	7.18%
#3	<a href="#">ZPR.CA</a>	M 0.65	5.23%
#4	<a href="#">EIT.UN.CA</a>	M 1.20	7.16%
#5	<a href="#">ZWE.CA</a>	M 1.44	6.97%
#6	<a href="#">VAB.CA</a>	M 0.82	3.59%
#7	<a href="#">ZWH.CA</a>	M 1.56	6.23%
#8	<a href="#">XRE.CA</a>	M 0.72	4.67%
#9	<a href="#">XCB.CA</a>	M 0.84	4.20%
#10	<a href="#">TXF.CA</a>	Q 1.84	8.74%
#11	<a href="#">ZWA.CA</a>	M 1.56	6.00%
#12	<a href="#">ZMU.CA</a>	M 0.58	4.58%
#13	<a href="#">ZAG.CA</a>	M 0.46	3.34%
#14	<a href="#">PSA.CA</a>	M 1.07	2.14%
#15	<a href="#">XHY.CA</a>	M 1.00	6.10%

\*(updated 7 hours, 15 minutes ago) Yield calculations vary and may not be reliable nor comparable. Not all publicly traded securities are ranked; data may be incorrect or out of date. Rankings are for informational purposes only and do not constitute investment advice. [Full disclaimer](#)

## SPOTLIGHT ON: ZWB.CA — 5.7% YIELD

### BMO Covered Call Canadian Banks ETF



BMO Covered Call Canadian Banks is an exchange-traded fund established as an open-ended trust. The Trust's objective is to provide exposure to the performance of a portfolio of Canadian banks and monthly distributions while mitigating downside risk.

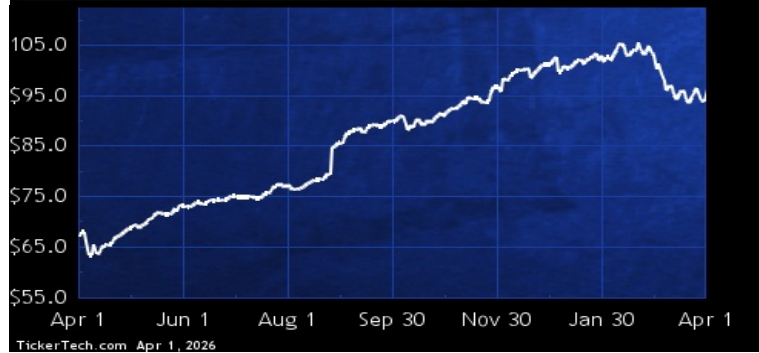
## FINANCIAL

DividendRank	Symbol	Dividend	Recent Yield*
#1	<a href="#">BNS.CA</a>	Q 4.40	4.56%
#2	<a href="#">CM.CA</a>	Q 4.28	3.25%
#3	<a href="#">TD.CA</a>	Q 4.32	3.33%
#4	<a href="#">RY.CA</a>	Q 6.56	2.92%
#5	<a href="#">SLF.CA</a>	Q 3.68	4.22%
#6	<a href="#">GWO.CA</a>	Q 2.68	4.11%
#7	<a href="#">POW.CA</a>	Q 2.67	3.99%
#8	<a href="#">LB.CA</a>	Q 1.88	4.64%
#9	<a href="#">IGM.CA</a>	Q 2.48	3.74%
#10	<a href="#">BMO.CA</a>	Q 6.68	3.55%
#11	<a href="#">MFC.CA</a>	Q 1.94	4.05%
#12	<a href="#">IFC.CA</a>	Q 5.88	2.33%
#13	<a href="#">ELF.CA</a>	Q 0.16	1.01%
#14	<a href="#">DFN.CA</a>	M 1.20	16.46%
#15	<a href="#">IAG.CA</a>	Q 3.96	2.57%

\*(updated 7 hours, 15 minutes ago) Yield calculations vary and may not be reliable nor comparable. Not all publicly traded securities are ranked; data may be incorrect or out of date. Rankings are for informational purposes only and do not constitute investment advice. [Full disclaimer](#)

## SPOTLIGHT ON: BNS.CA — 4.6% YIELD

### Bank of Nova Scotia Halifax



The Bank of Nova Scotia is a bank in the Americas. The Bank offers a range of advice, products and services, including personal and commercial banking, wealth management and private banking, corporate and investment banking, and capital markets. Its segments include Canadian Banking, International Banking, Global Wealth Management and Global Banking and Markets. The Canadian Banking segment provides a full suite of financial advice and banking solutions to retail, small business and commercial banking customers. The International Banking segment is a diverse franchise with Retail, Corporate, and Commercial customers.

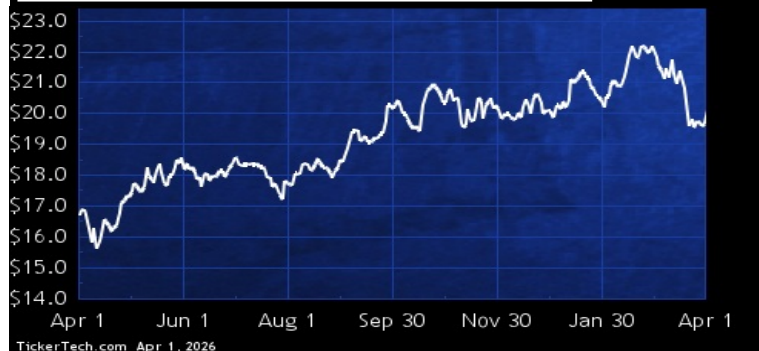
## HEALTHCARE

DividendRank	Symbol	Dividend	Recent Yield*
#1	<a href="#">CSH.UN.CA</a>	M 0.62	3.10%
#2	<a href="#">EXE.CA</a>	M 0.53	2.01%
#3	<a href="#">SIA.CA</a>	M 0.94	4.32%
#4	<a href="#">DR.CA</a>	Q 0.36	2.16%
#5	<a href="#">RX.CA</a>	Q 0.22	1.53%

\*(updated 7 hours, 15 minutes ago) Yield calculations vary and may not be reliable nor comparable. Not all publicly traded securities are ranked; data may be incorrect or out of date. Rankings are for informational purposes only and do not constitute investment advice. [Full disclaimer](#)

## SPOTLIGHT ON: CSH.UN.CA — 3.1% YIELD

### Chartwell Retirement Residences



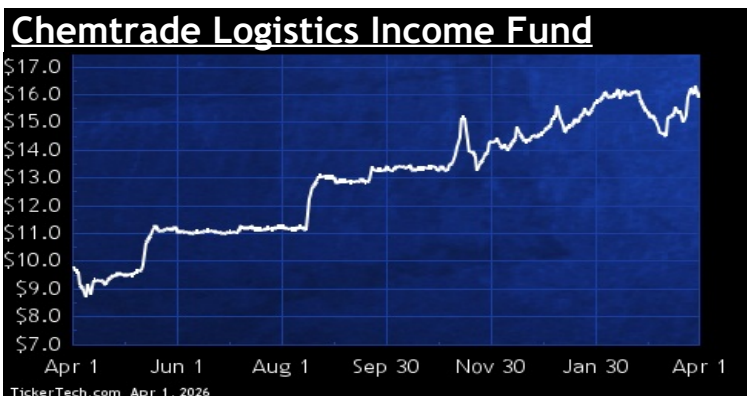
Chartwell Retirement Residences is an open-ended real estate trust. Co. indirectly owns and operates a portfolio of seniors housing communities across the continuum of care, all of which are located in Canada. Co.'s portfolio includes: independent living apartments, which consists of apartments/townhouses/bungalows with kitchen, availability of dining, life enrichment and housekeeping services; independent supportive living-apartments, which consists of apartments/ townhouses/ bungalows with kitchen, with availability of dining, life enrichment, housekeeping, personal assistance and care services; as well as independent supportive living-suites.

## INDUSTRIAL

DividendRank	Symbol	Dividend	Recent Yield*
#1	<a href="#">CHE.UN.CA</a>	M 0.72	4.46%
#2	<a href="#">FTT.CA</a>	Q 1.21	1.41%
#3	<a href="#">SIS.CA</a>	M 0.56	2.10%
#4	<a href="#">RCH.CA</a>	Q 0.63	1.53%
#5	<a href="#">DBM.CA</a>	Q 0.56	5.84%
#6	<a href="#">AFN.CA</a>	Q 0.60	3.16%
#7	<a href="#">NEO.CA</a>	Q 0.40	1.82%
#8	<a href="#">MX.CA</a>	Q 0.74	0.89%
#9	<a href="#">VLN.CA</a>	Q 0.40	2.52%
#10	<a href="#">MAL.CA</a>	Q 0.20	0.95%

\*(updated 7 hours, 15 minutes ago) Yield calculations vary and may not be reliable nor comparable. Not all publicly traded securities are ranked; data may be incorrect or out of date. Rankings are for informational purposes only and do not constitute investment advice. [Full disclaimer](#)

## SPOTLIGHT ON: CHE.UN.CA — 4.5% YIELD



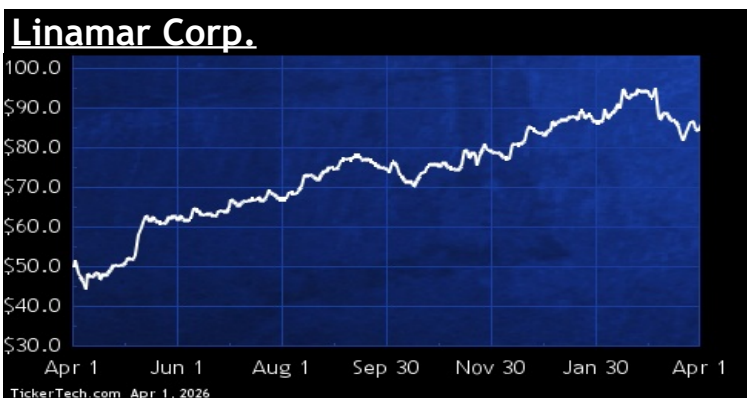
Chemtrade Logistics Income Fund is a limited purpose trust. Co. provides industrial chemicals and services to customers in North America and around the world. Co. operates in four business segments: Sulphur Products & Performance Chemicals ("SPPC"), Water Solutions & Specialty Chemicals ("WSSC"), Electrochemicals ("EC") and Corporate ("Corp").

## MANUFACTURING

DividendRank	Symbol	Dividend	Recent Yield*
#1	<a href="#">LNR.CA</a>	Q 1.16	1.35%
#2	<a href="#">ET.CA</a>	Q 0.82	5.09%
#3	<a href="#">MG.CA</a>	Q 1.98	2.55%
#4	<a href="#">GIL.CA</a>	Q 1.00	1.29%
#5	<a href="#">XTC.CA</a>	Q 0.42	5.53%
#6	<a href="#">MRE.CA</a>	Q 0.20	2.14%
#7	<a href="#">VCM.CA</a>	Q 0.22	1.68%

\*(updated 7 hours, 15 minutes ago) Yield calculations vary and may not be reliable nor comparable. Not all publicly traded securities are ranked; data may be incorrect or out of date. Rankings are for informational purposes only and do not constitute investment advice. [Full disclaimer](#)

## SPOTLIGHT ON: LNR.CA — 1.4% YIELD



Linamar Corporation is a Canada-based advanced manufacturing company. Co. is engaged in providing manufacturing solutions and developing engineered products. Its segments include Industrial and Mobility. The Industrial segment consists of MacDon, Salford, Bourgault, and Skyjack. MacDon manufactures combined draper headers and self-propelled windrowers for the agricultural harvesting industry. Skyjack manufactures scissor, boom, and telehandler lifts for the aerial work platform industry.

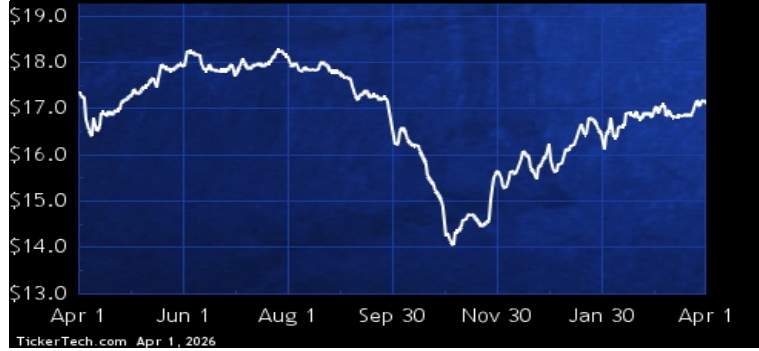
## MATERIALS

DividendRank	Symbol	Dividend	Recent Yield*
#1	<a href="#">ADN.CA</a>	Q 1.16	6.78%
#2	<a href="#">SJ.CA</a>	Q 1.36	1.46%
#3	<a href="#">NTR.CA</a>	Q 2.20	2.10%
#4	<a href="#">ADEN.CA</a>	Q 0.64	1.90%
#5	<a href="#">SXP.CA</a>	Q 0.20	5.45%
#6	<a href="#">TCL.A.CA</a>	Q 0.90	17.24%
#7	<a href="#">CAS.CA</a>	Q 0.48	4.06%
#8	<a href="#">CCL.B.CA</a>	Q 1.44	1.65%
#9	<a href="#">WFG.CA</a>	Q 1.28	1.41%
#10	<a href="#">KPT.CA</a>	Q 0.72	6.58%
#11	<a href="#">WPK.CA</a>	Q 0.20	0.44%
#12	<a href="#">BOS.CA</a>	Q 0.14	1.73%

\*(updated 7 hours, 15 minutes ago) Yield calculations vary and may not be reliable nor comparable. Not all publicly traded securities are ranked; data may be incorrect or out of date. Rankings are for informational purposes only and do not constitute investment advice. [Full disclaimer](#)

## SPOTLIGHT ON: ADN.CA — 6.8% YIELD

### Acadian Timber Corp



Acadian Timber is a supplier of primary forest products in Eastern Canada and the Northeastern U.S. Co. owns and manages freehold timberlands in New Brunswick and Maine and provides timber services. Co. also sells softwood and hardwood sawlogs, pulwood and biomass by-products.

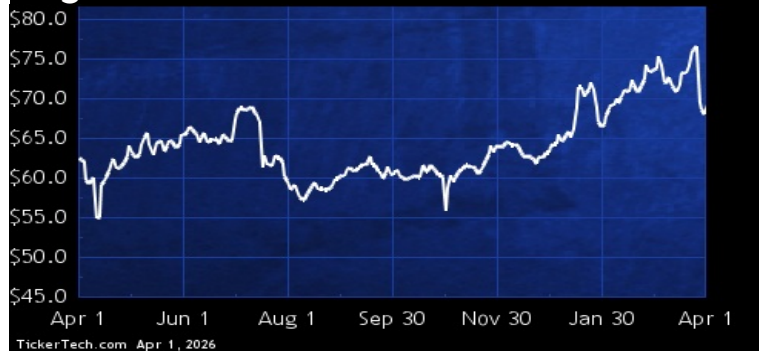
## MEDIA

DividendRank	Symbol	Dividend	Recent Yield*
#1	<a href="#">CGO.CA</a>	Q 3.95	5.69%
#2	<a href="#">QBR.B.CA</a>	Q 1.60	2.71%
#3	<a href="#">Y.CA</a>	Q 1.00	8.36%
#4	<a href="#">RAY.CA</a>	Q 0.34	2.36%
#5	<a href="#">DCM.CA</a>	Q 0.10	6.37%

\*(updated 7 hours, 15 minutes ago) Yield calculations vary and may not be reliable nor comparable. Not all publicly traded securities are ranked; data may be incorrect or out of date. Rankings are for informational purposes only and do not constitute investment advice. [Full disclaimer](#)

## SPOTLIGHT ON: CGO.CA — 5.7% YIELD

### Cogeco Inc



Cogeco Inc. is a diversified holding corporation which operates in the telecommunications and media sectors. Co.'s subsidiary Cogeco Communications Inc. (Cogeco Communications) subsidiary is a telecommunications corporation operating through its business units Cogeco Connexion and Breezeline. Cogeco Communications provides Internet, video, and phone services in the provinces of Quebec and Ontario as well as in thirteen states in the U.S.. Through Cogeco Media, it owns and operates 21 radio stations primarily in the province of Quebec as well as a news agency. It operates through two segments: Canadian telecommunications and American telecommunications.

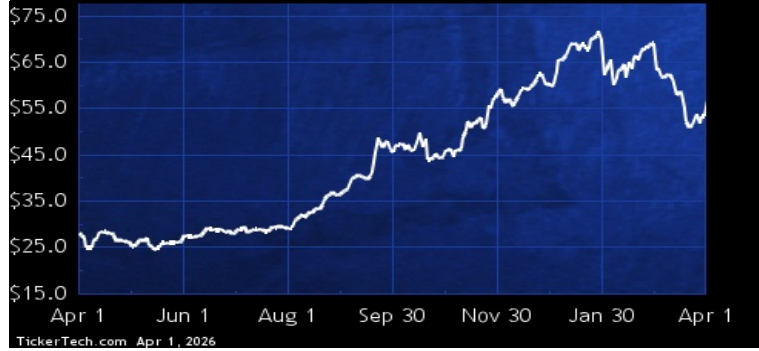
## METALS & MINING

DividendRank	Symbol	Dividend	Recent Yield*
#1	<a href="#">ABX.CA</a>	Q 1.68	2.96%
#2	<a href="#">RUS.CA</a>	Q 1.72	3.58%
#3	<a href="#">EDV.CA</a>	S 1.66	1.99%
#4	<a href="#">LIF.CA</a>	Q 1.20	4.09%
#5	<a href="#">CG.CA</a>	Q 0.28	1.13%
#6	<a href="#">WPM.CA</a>	Q 0.78	0.43%
#7	<a href="#">ARG.CA</a>	Q 0.16	3.18%
#8	<a href="#">FNV.CA</a>	Q 1.76	0.51%
#9	<a href="#">PAAS.CA</a>	Q 0.72	0.95%
#10	<a href="#">OR.CA</a>	Q 0.22	0.42%
#11	<a href="#">DNG.CA</a>	M 0.16	2.73%
#12	<a href="#">OGC.CA</a>	Q 0.36	0.82%
#13	<a href="#">DPM.CA</a>	Q 0.16	0.33%
#14	<a href="#">TXG.CA</a>	Q 0.60	0.94%
#15	<a href="#">AEM.CA</a>	Q 1.80	0.64%

\*(updated 7 hours, 15 minutes ago) Yield calculations vary and may not be reliable nor comparable. Not all publicly traded securities are ranked; data may be incorrect or out of date. Rankings are for informational purposes only and do not constitute investment advice. [Full disclaimer](#)

## SPOTLIGHT ON: ABX.CA – 3.0% YIELD

### Barrick Mining Corp



Barrick Gold Corporation is a Canada-based gold and copper producer, which is engaged in the production and sale of gold and copper, as well as related activities, such as exploration and mine development. It has ownership interests in producing gold mines that are located in Argentina, Canada, Cote d'Ivoire, the Democratic Republic of the Congo, the Dominican Republic, Mali, Tanzania and the U.S.. It has ownership interests in producing copper mines in Chile, Saudi Arabia and Zambia. Its operations include Nevada Gold Mines, Bulyanhulu, Hemlo, Jabal Sayid, Kibali, Loulo-Goukoto, Lumwana, North Mara, Porgera, Pueblo Viejo, Tongon, Veladero and Zaldivar.

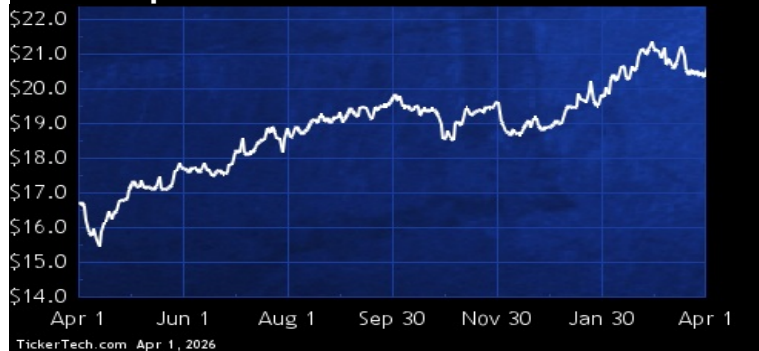
## REAL ESTATE

DividendRank	Symbol	Dividend	Recent Yield*
#1	<a href="#">FCR.UN.CA</a>	M 0.91	4.42%
#2	<a href="#">REI.UN.CA</a>	M 1.16	6.10%
#3	<a href="#">CAR.UN.CA</a>	M 1.55	4.37%
#4	<a href="#">BEI.UN.CA</a>	M 1.80	2.86%
#5	<a href="#">SRU.UN.CA</a>	M 1.85	6.94%
#6	<a href="#">CRT.UN.CA</a>	M 0.95	5.73%
#7	<a href="#">DIR.UN.CA</a>	M 0.70	5.66%
#8	<a href="#">KMP.UN.CA</a>	M 0.72	4.51%
#9	<a href="#">CHP.UN.CA</a>	M 0.78	5.08%
#10	<a href="#">MRD.CA</a>	Q 0.60	3.30%
#11	<a href="#">CRR.UN.CA</a>	M 0.90	5.70%
#12	<a href="#">HR.UN.CA</a>	M 0.60	6.14%
#13	<a href="#">MRG.UN.CA</a>	M 0.79	4.70%
#14	<a href="#">MHC.UN.CA</a>	M 0.65	2.42%
#15	<a href="#">IIP.UN.CA</a>	M 0.40	2.99%

\*(updated 7 hours, 15 minutes ago) Yield calculations vary and may not be reliable nor comparable. Not all publicly traded securities are ranked; data may be incorrect or out of date. Rankings are for informational purposes only and do not constitute investment advice. [Full disclaimer](#)

## SPOTLIGHT ON: FCR.UN.CA – 4.4% YIELD

### First Capital Real Estate Investment Trust



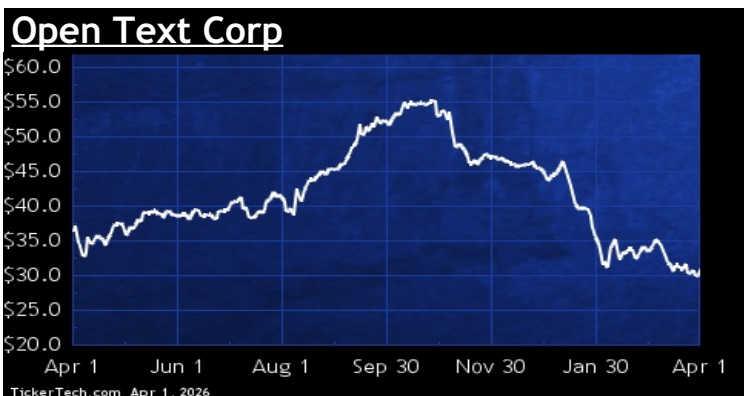
First Capital Real Estate Investment operates as a real estate investment trust. Co. develops, owns and operates mixed-use urban real estate in Canada.

## TECHNOLOGY

DividendRank	Symbol	Dividend	Recent Yield*
#1	<a href="#">OTEX.CA</a>	Q 1.10	3.55%
#2	<a href="#">ENH.CA</a>	Q 1.24	7.46%
#3	<a href="#">ONEX.CA</a>	Q 0.40	0.39%
#4	<a href="#">TCS.CA</a>	Q 0.36	1.31%
#5	<a href="#">CSU.CA</a>	Q 4.00	0.23%
#6	<a href="#">HPS.A.CA</a>	Q 1.10	0.63%
#7	<a href="#">CMG.CA</a>	Q 0.04	0.93%
#8	<a href="#">HMM.A.CA</a>	S 0.06	0.59%
#9	<a href="#">SYZ.CA</a>	Q 0.04	1.23%

\*(updated 7 hours, 15 minutes ago) Yield calculations vary and may not be reliable nor comparable. Not all publicly traded securities are ranked; data may be incorrect or out of date. Rankings are for informational purposes only and do not constitute investment advice. [Full disclaimer](#)

## SPOTLIGHT ON: OTEX.CA — 3.5% YIELD



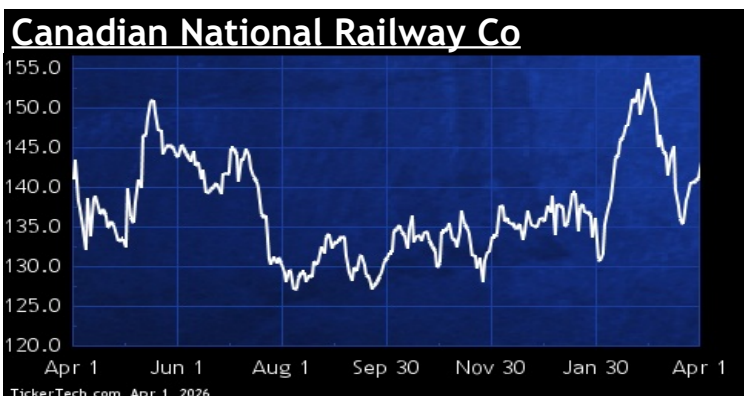
Open Text Corporation is a Canada-based information management company that provides a wide range of software and services. Its Information Management platform offers secure, scalable solutions for global enterprises, SMBs, and governments. Through the OpenText Cloud, the company delivers an integrated portfolio that helps organizations manage modern work, automate application delivery, and optimize digital supply chains. Key offerings include the Content Cloud, Cybersecurity Cloud, Business Network Cloud, and AI Cloud, all designed to enhance operational efficiency and information management across various sectors.

## TRANSPORTATION

DividendRank	Symbol	Dividend	Recent Yield*
#1	<a href="#">CNR.CA</a>	Q 3.66	2.56%
#2	<a href="#">EIF.CA</a>	M 2.76	2.64%
#3	<a href="#">MTL.CA</a>	M 0.84	4.92%
#4	<a href="#">ALC.CA</a>	Q 0.84	3.98%
#5	<a href="#">TFII.CA</a>	Q 1.88	1.24%
#6	<a href="#">WTE.CA</a>	Q 1.50	4.46%
#7	<a href="#">CJT.CA</a>	Q 1.54	1.92%
#8	<a href="#">CP.CA</a>	Q 0.91	0.83%
#9	<a href="#">CHR.CA</a>	Q 0.44	1.96%

\*(updated 7 hours, 15 minutes ago) Yield calculations vary and may not be reliable nor comparable. Not all publicly traded securities are ranked; data may be incorrect or out of date. Rankings are for informational purposes only and do not constitute investment advice. [Full disclaimer](#)

## SPOTLIGHT ON: CNR.CA — 2.6% YIELD



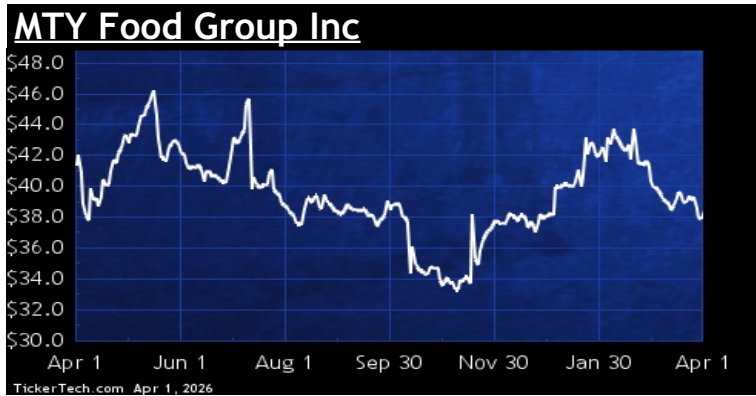
Canadian National Railway Co. is a transportation and logistics company. Co.'s services include rail, intermodal, trucking, and supply chain services. Co.'s rail services offer equipment, customs brokerage services, transloading and distribution, private car storage and others. Its intermodal container services help shippers expand their door-to-door market reach with about 23 strategically placed intermodal terminals. Its intermodal services include temperature-controlled cargo, port partnerships, logistics park, moving grain in containers, custom brokerage, transloading and distribution, and others.

## TRAVEL & ENTERTAINMENT

DividendRank	Symbol	Dividend	Recent Yield*
#1	<a href="#">MTY.CA</a>	Q 1.48	3.85%
#2	<a href="#">QSR.CA</a>	Q 2.60	2.53%
#3	<a href="#">BPF.UN.CA</a>	M 1.44	5.91%
#4	<a href="#">SRV.UN.CA</a>	M 1.26	8.34%
#5	<a href="#">GH.CA</a>	M 0.60	4.47%
#6	<a href="#">PZA.CA</a>	M 0.93	6.16%
#7	<a href="#">TOY.CA</a>	Q 0.48	2.70%
#8	<a href="#">PBL.CA</a>	Q 0.20	1.10%

*\*(updated 7 hours, 15 minutes ago) Yield calculations vary and may not be reliable nor comparable. Not all publicly traded securities are ranked; data may be incorrect or out of date. Rankings are for informational purposes only and do not constitute investment advice. [Full disclaimer](#)*

## SPOTLIGHT ON: MTY.CA — 3.9% YIELD



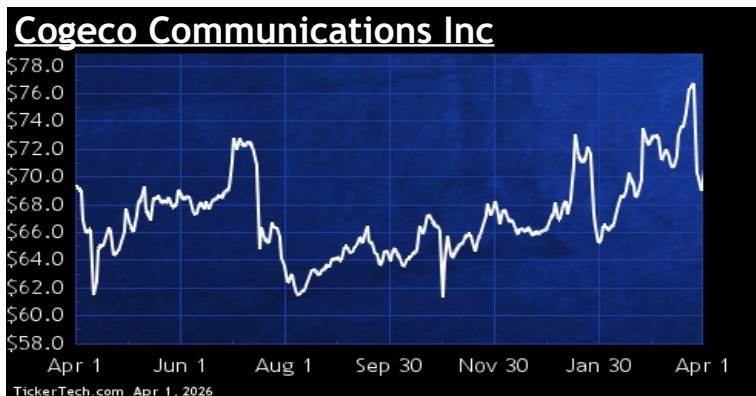
MTY Food Group is a franchisor engaged in the quick service food industry. Co.'s activities consist of franchising and operating quick service restaurants under the following banners: Tiki Ming, Sukiyaki, La Cremiere, Caferama, Au Vieux Duluth Express, Carrefour Oriental, Panini Pizza Pasta, Chick 'N' Chick, Franx Supreme, Croissant Plus, Villa Madina, Cultures, Thai Express, Mrs. Vanelli's, Kim Chi, "TCBY", Yogen Früz, Sushi Shop, Koya Japan, Vie & Nam, Tandori, O'Burger, Tutti Frutti, Taco Time, Country Style, Bunsmaster and Valentine. As of Nov 30 2010, Co. had 1,727 stores in operation, of which 1,701 stores were franchised and 26 stores were operated by Co.

## UTILITIES

DividendRank	Symbol	Dividend	Recent Yield*
#1	<a href="#">CCA.CA</a>	Q 3.95	5.59%
#2	<a href="#">T.CA</a>	Q 1.67	9.36%
#3	<a href="#">CPX.CA</a>	Q 2.76	4.19%
#4	<a href="#">FTS.CA</a>	Q 2.56	3.30%
#5	<a href="#">ACO.X.CA</a>	Q 2.08	3.05%
#6	<a href="#">CU.CA</a>	Q 1.85	3.78%
#7	<a href="#">NPI.CA</a>	M 0.72	3.08%
#8	<a href="#">H.CA</a>	Q 1.33	2.32%
#9	<a href="#">BEPC.CA</a>	Q 1.57	2.83%
#10	<a href="#">ALA.CA</a>	Q 1.34	2.77%
#11	<a href="#">BCE.CA</a>	Q 1.75	4.99%
#12	<a href="#">EMA.CA</a>	Q 2.93	4.06%
#13	<a href="#">AQN.CA</a>	Q 0.36	4.17%
#14	<a href="#">WCN.CA</a>	Q 1.40	0.62%
#15	<a href="#">SPB.CA</a>	Q 0.18	2.68%

*\*(updated 7 hours, 15 minutes ago) Yield calculations vary and may not be reliable nor comparable. Not all publicly traded securities are ranked; data may be incorrect or out of date. Rankings are for informational purposes only and do not constitute investment advice. [Full disclaimer](#)*

## SPOTLIGHT ON: CCA.CA — 5.6% YIELD



Cogeco Communications Inc. is a telecommunications company, which operates through its business units Cogeco Connexion and Breezeline. It provides Internet, video and wireline phone services in Canada, and in 13 states in the U.S. (U.S.) under the Cogeco Connexion, oxio, and Breezeline brand names. Breezeline also offers wireless services in most of the U.S. states in which it operates. It operates in two segments: Canadian telecommunications and American telecommunications. The Canadian telecommunications activities are carried out by Cogeco Connexion in the provinces of Quebec and Ontario.



 **Canada Stock Channel**  
*"Educating U.S. Investors About Canadian Stocks"*