

## August, 2016 – DividendRank Report

<http://www.canadastockchannel.com/>

History has shown that the bulk of the stock market's returns are delivered by dividends. Only consistently profitable companies can afford to keep paying dividends, so profitability is of critical importance. And investors shouldn't pay too expensive a price to buy a stock, even if the company itself is strong. So therefore, dividend investors should be most interested in researching the strongest most profitable companies, that also happen to be trading at an attractive valuation.

Each month, Canada Stock Channel screens through our coverage universe of dividend paying Canadian stocks, to look at a variety of data – dividend history & yield, book value, quarterly earnings – and compare it to the stock's trading data to come up with certain calculations about profitability and about the stock's valuation (whether we think it looks "cheap" or "expensive"). Our proprietary DividendRank formula ranks stocks within the following 18 sectors/categories, to identify the top most "interesting" ideas that merit further research.



Business Services & Equipment

Construction

Consumer Goods

Consumer Services

Energy

ETFs & CEFs

Financial

Healthcare

Industrial

Manufacturing

Materials

Media

Metals & Mining

Real Estate

Technology

Transportation

Travel & Entertainment

Utilities

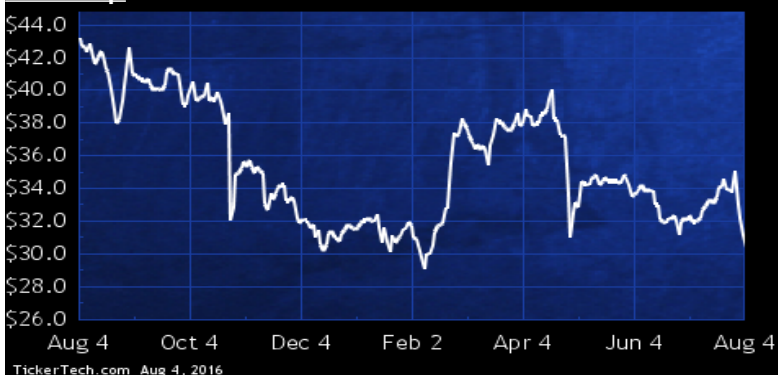
## Business Services & Equipment

DividendRank	Symbol	Dividend	Recent Yield*
#1	<a href="#">DH.CA</a>	Q 1.28	4.22%
#2	<a href="#">RBA.CA</a>	Q 0.64	1.49%
#3	<a href="#">MSI.CA</a>	M 0.78	4.23%
#4	<a href="#">STN.CA</a>	Q 0.45	1.39%
#5	<a href="#">DCI.CA</a>	M 1.44	10.80%
#6	<a href="#">KBL.CA</a>	M 1.20	2.73%
#7	<a href="#">BDI.CA</a>	M 0.30	5.84%
#8	<a href="#">HNL.CA</a>	Q 0.08	4.22%
#9	<a href="#">CGY.CA</a>	Q 1.12	4.86%
#10	<a href="#">BYD.UN.CA</a>	M 0.50	0.67%
#11	<a href="#">CWL.CA</a>	Q 0.08	6.84%
#12	<a href="#">AHF.CA</a>	Q 0.02	22.23%

\*(updated 8 hours, 55 minutes ago) Yield calculations vary and may not be reliable nor comparable. Not all publicly traded securities are ranked; data may be incorrect or out of date. Rankings are for informational purposes only and do not constitute investment advice. [Full disclaimer](#)

## Spotlight On: DH.CA – 4.2% Yield

### DH Corp



Davis + Henderson is a solutions provider to the financial services marketplace. Co. provides programs, technology products and technology based business services to customers who offer cheking accounts, credit card accounts and personal, commercial, and other lending and leasing products. Co. has several service offerings within Canada, including its check supply program, the servicing of student loans, the provision of registration and related services for secured loan products and the delivery of technology solutions within the mortgage market. Co. also offers broader technology solutions in the commercial lending, small business lending and leasing area.

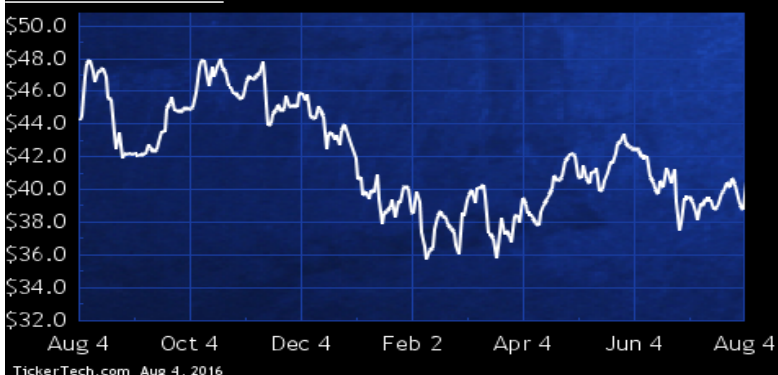
## Construction

DividendRank	Symbol	Dividend	Recent Yield*
#1	<a href="#">WSP.CA</a>	Q 1.50	3.70%
#2	<a href="#">ARE.CA</a>	Q 0.46	2.71%
#3	<a href="#">SNC.CA</a>	Q 1.04	1.87%
#4	<a href="#">TIH.CA</a>	Q 0.72	1.86%
#5	<a href="#">BAD.CA</a>	M 0.40	1.92%
#6	<a href="#">BDT.CA</a>	M 0.76	5.99%
#7	<a href="#">RME.CA</a>	Q 0.46	6.39%
#8	<a href="#">SOX.CA</a>	Q 0.48	7.13%
#9	<a href="#">SXI.CA</a>	A 0.01	2.33%

\*(updated 8 hours, 55 minutes ago) Yield calculations vary and may not be reliable nor comparable. Not all publicly traded securities are ranked; data may be incorrect or out of date. Rankings are for informational purposes only and do not constitute investment advice. [Full disclaimer](#)

## Spotlight On: WSP.CA – 3.7% Yield

### WSP Global Inc



WSP Global is engaged in offering consulting services ranging from planning to execution, including conceptual and development studies, feasibility and economic studies, preliminary engineering and detailed design, plans and specifications, work supervision, environmental planning and projects and construction management. Co. operates in two geographic segment, Canada and International (Trinidad and Tobago and other countries). Through its subsidiaries, Co. operates in five industries: building, municipal infrastructure, industrial and energy, transportation and environment.

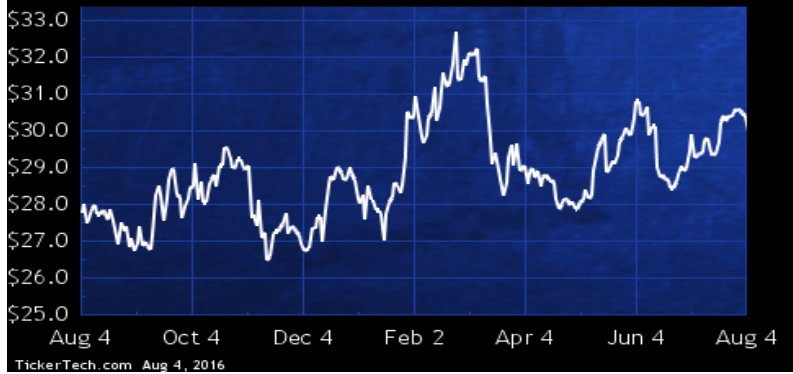
## Consumer Goods

DividendRank	Symbol	Dividend	Recent Yield*
#1	<a href="#">NWC.CA</a>	Q 1.24	4.13%
#2	<a href="#">PBH.CA</a>	Q 1.52	2.70%
#3	<a href="#">CTC.A.CA</a>	Q 2.30	1.68%
#4	<a href="#">HBC.CA</a>	Q 0.20	1.25%
#5	<a href="#">SAP.CA</a>	Q 0.60	1.43%
#6	<a href="#">MFI.CA</a>	Q 0.36	1.22%
#7	<a href="#">QSP.UN.CA</a>	Q 0.60	1.03%
#8	<a href="#">EMP.A.CA</a>	Q 0.41	1.99%
#9	<a href="#">PJC.A.CA</a>	Q 0.48	2.52%
#10	<a href="#">ADW.A.CA</a>	Q 1.96	7.13%
#11	<a href="#">WN.CA</a>	Q 1.76	1.49%
#12	<a href="#">RSI.CA</a>	Q 0.36	5.63%
#13	<a href="#">HLF.CA</a>	Q 0.52	2.63%
#14	<a href="#">MRU.CA</a>	Q 0.56	1.19%
#15	<a href="#">LNF.CA</a>	Q 0.40	2.56%

\*(updated 8 hours, 55 minutes ago) Yield calculations vary and may not be reliable nor comparable. Not all publicly traded securities are ranked; data may be incorrect or out of date. Rankings are for informational purposes only and do not constitute investment advice. [Full disclaimer](#)

## Spotlight On: NWC.CA — 4.1% Yield

### North West Co Inc.



North West Company is a retailer to rural communities and urban neighbourhood markets in northern Canada, western Canada, rural Alaska, the South Pacific and the Caribbean. Co. offers a range of products and services with an emphasis on food and as of Jan 31 2011, operated 230 stores.

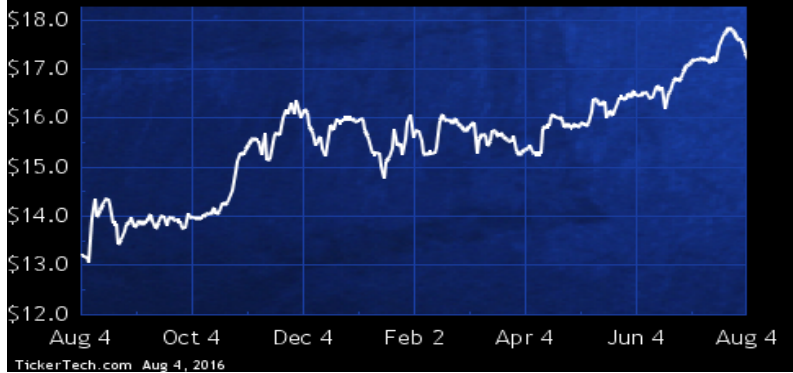
## Consumer Services

DividendRank	Symbol	Dividend	Recent Yield*
#1	<a href="#">ECI.CA</a>	M 0.92	5.37%
#2	<a href="#">PLC.CA</a>	M 0.46	3.05%
#3	<a href="#">AF.CA</a>	Q 0.18	1.61%

\*(updated 8 hours, 55 minutes ago) Yield calculations vary and may not be reliable nor comparable. Not all publicly traded securities are ranked; data may be incorrect or out of date. Rankings are for informational purposes only and do not constitute investment advice. [Full disclaimer](#)

## Spotlight On: ECI.CA — 5.4% Yield

### EnerCare Inc



Enercare is the successor to the Consumers Waterheater Income Fund following the conversion of the Fund from an income trust to a corporate structure pursuant to a plan of arrangement under the Canada Business Corporation Act on Jan 1 2011. Co., through its wholly-owned subsidiaries, owns a portfolio of water heaters and other assets which are rented to customers across Ontario.

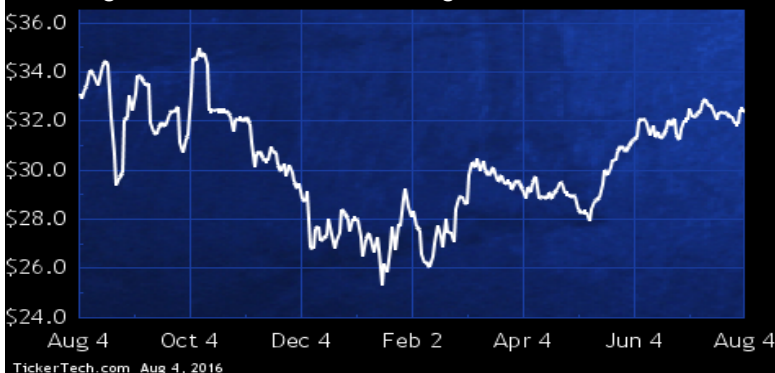
## Energy

DividendRank	Symbol	Dividend	Recent Yield*
#1	<a href="#">ENF.CA</a>	M 1.87	5.77%
#2	<a href="#">ALA.CA</a>	M 2.10	6.32%
#3	<a href="#">TRP.CA</a>	Q 2.26	3.75%
#4	<a href="#">IPL.CA</a>	M 1.56	5.71%
#5	<a href="#">GEI.CA</a>	Q 1.32	8.55%
#6	<a href="#">ENB.CA</a>	Q 2.12	4.00%
#7	<a href="#">PEY.CA</a>	M 1.32	3.64%
#8	<a href="#">VET.CA</a>	M 2.58	5.99%
#9	<a href="#">KEY.CA</a>	M 1.50	3.91%
#10	<a href="#">VSN.CA</a>	M 1.00	9.11%
#11	<a href="#">SU.CA</a>	Q 1.16	3.36%
#12	<a href="#">PKI.CA</a>	M 1.13	4.88%
#13	<a href="#">PPL.CA</a>	M 1.92	4.97%
#14	<a href="#">ESI.CA</a>	Q 0.48	6.65%
#15	<a href="#">NBZ.CA</a>	M 0.48	10.58%

\*(updated 8 hours, 55 minutes ago) Yield calculations vary and may not be reliable nor comparable. Not all publicly traded securities are ranked; data may be incorrect or out of date. Rankings are for informational purposes only and do not constitute investment advice. [Full disclaimer](#)

## Spotlight On: ENF.CA — 5.8% Yield

### Enbridge Income Fund Holdings Inc



Enbridge Income Fund Holdings is a holdings company. Co.'s business is limited to ownership of its interest in Enbridge Income Fund (the Fund). The Fund has three segments: Green Power, Liquids Transportation and Storage and Alliance Canada. Green Power includes assets that produce electricity from renewable and alternative energy sources. Liquids Transportation and Storage serves customers in Western Canada and North Dakota and includes the Saskatchewan System which transports crude oil and natural gas liquids. Alliance Canada consists of the Alliance System's natural gas mainline pipeline beginning near Gordondale, Alberta and connecting to Alliance U.S. at the Canada/U.S. border.

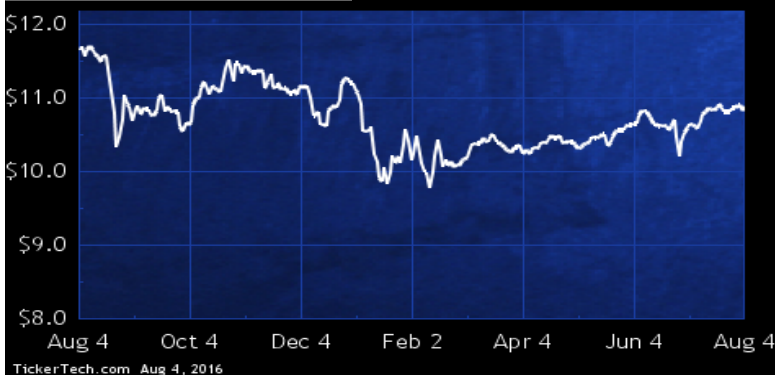
## ETFs & CEFs

DividendRank	Symbol	Dividend	Recent Yield*
#1	<a href="#">EIT.UN.CA</a>	M 1.20	11.03%
#2	<a href="#">CBO.CA</a>	M 0.59	3.06%
#3	<a href="#">CLF.CA</a>	M 0.55	2.90%
#4	<a href="#">RBN.UN.CA</a>	M 0.60	6.61%
#5	<a href="#">BGI.UN.CA</a>	Q 0.60	8.65%
#6	<a href="#">MFR.UN.CA</a>	M 0.68	7.99%
#7	<a href="#">RPI.UN.CA</a>	M 1.12	4.49%
#8	<a href="#">GDG.UN.CA</a>	M 0.66	5.99%
#9	<a href="#">PFD.UN.CA</a>	M 1.50	6.98%
#10	<a href="#">OCS.UN.CA</a>	Q 0.70	10.79%
#11	<a href="#">FFI.UN.CA</a>	M 0.96	7.69%
#12	<a href="#">SSF.UN.CA</a>	M 0.60	7.14%
#13	<a href="#">ISL.UN.CA</a>	M 0.50	5.58%
#14	<a href="#">CVD.CA</a>	M 0.87	4.61%
#15	<a href="#">NIF.UN.CA</a>	M 0.30	11.49%

\*(updated 8 hours, 55 minutes ago) Yield calculations vary and may not be reliable nor comparable. Not all publicly traded securities are ranked; data may be incorrect or out of date. Rankings are for informational purposes only and do not constitute investment advice. [Full disclaimer](#)

## Spotlight On: EIT.UN.CA — 11.0% Yield

### Canoe EIT Income Fund



Canoe EIT Income Fund is a closed-end investment trust. The Trust's investment objectives are to maximize monthly distributions relative to risk and maximize net asset value, while maintaining and expanding a diversified investment portfolio, primarily through acquiring, investing, holding, transferring, disposing of or otherwise dealing with or in equity and debt securities of royalty and income trusts, corporations, partnerships, or other issuers and such other investments as the Manager may determine in its sole discretion from time to time. As of Dec 31 2009, total fair value of the Trust's investment portfolio was C\$1,661,584,000.

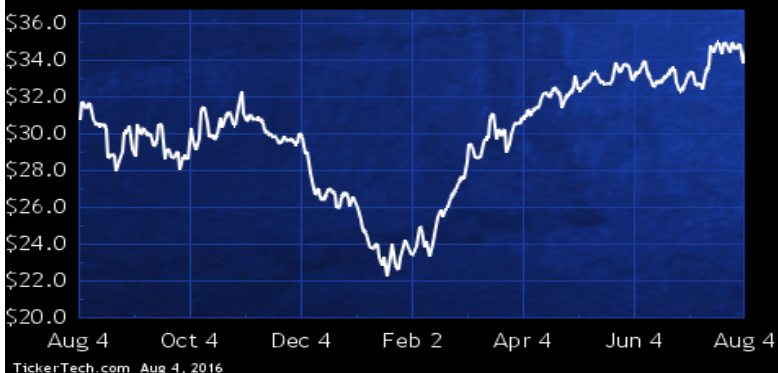
## Financial

DividendRank	Symbol	Dividend	Recent Yield*
#1	<a href="#">MIC.CA</a>	Q 1.68	4.86%
#2	<a href="#">CM.CA</a>	Q 4.84	4.95%
#3	<a href="#">RY.CA</a>	Q 3.24	4.12%
#4	<a href="#">CIX.CA</a>	M 1.38	5.26%
#5	<a href="#">TD.CA</a>	Q 2.20	3.92%
#6	<a href="#">PWF.CA</a>	Q 1.57	5.14%
#7	<a href="#">BNS.CA</a>	Q 2.88	4.39%
#8	<a href="#">BMO.CA</a>	Q 3.44	4.17%
#9	<a href="#">IGM.CA</a>	Q 2.25	6.17%
#10	<a href="#">MFC.CA</a>	Q 0.74	4.13%
#11	<a href="#">LB.CA</a>	Q 2.40	4.99%
#12	<a href="#">GWO.CA</a>	Q 1.38	4.10%
#13	<a href="#">AD.CA</a>	M 1.62	7.05%
#14	<a href="#">FN.CA</a>	M 1.70	5.75%
#15	<a href="#">CWB.CA</a>	Q 0.92	3.72%

\*(updated 8 hours, 55 minutes ago) Yield calculations vary and may not be reliable nor comparable. Not all publicly traded securities are ranked; data may be incorrect or out of date. Rankings are for informational purposes only and do not constitute investment advice. [Full disclaimer](#)

## Spotlight On: MIC.CA — 4.9% Yield

### Genworth MI Canada Inc



Genworth MI Canada, through its subsidiary Genworth Financial Mortgage Insurance Company Canada is engaged in mortgage insurance in Canada, and is regulated by the Office of the Superintendent of Financial Institutions Canada as well as financial services regulators in each province.

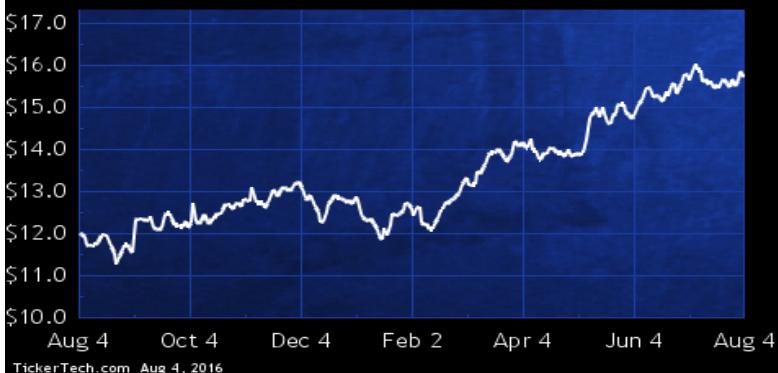
## Healthcare

DividendRank	Symbol	Dividend	Recent Yield*
#1	<a href="#">CSH.UN.CA</a>	M 0.56	3.56%
#2	<a href="#">SIA.CA</a>	M 0.90	5.18%
#3	<a href="#">DR.CA</a>	M 1.12	5.03%
#4	<a href="#">EXE.CA</a>	M 0.48	5.92%
#5	<a href="#">PM.CA</a>	Q 0.50	4.00%

\*(updated 8 hours, 55 minutes ago) Yield calculations vary and may not be reliable nor comparable. Not all publicly traded securities are ranked; data may be incorrect or out of date. Rankings are for informational purposes only and do not constitute investment advice. [Full disclaimer](#)

## Spotlight On: CSH.UN.CA — 3.6% Yield

### Chartwell Retirement Residences



Chartwell Retirement Residences is an unincorporated open-ended trust created to indirectly acquire and hold 100% of the outstanding Class A Master LP Units and 100% of the common shares of Chartwell Master Care Corporation. As of Dec 31 2009, Co.'s portfolio of seniors housing communities owned, leased or managed on behalf of others consisted of interests in 29,244 suites in 229 communities which are operating, under construction or in various stages of development. In addition, Co.'s portfolio of owned and leased communities consisted of interests in 23,167 suites in 181 communities.

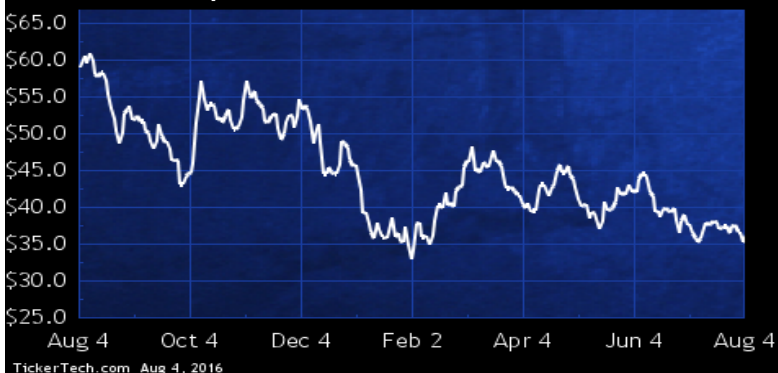
## Industrial

DividendRank	Symbol	Dividend	Recent Yield*
#1	<a href="#">MX.CA</a>	Q 1.10	3.04%
#2	<a href="#">FTT.CA</a>	Q 0.73	3.38%
#3	<a href="#">CAE.CA</a>	Q 0.30	1.75%
#4	<a href="#">AFN.CA</a>	M 2.40	5.79%
#5	<a href="#">CWX.CA</a>	Q 0.56	9.20%
#6	<a href="#">XTC.CA</a>	Q 0.28	2.32%
#7	<a href="#">MAL.CA</a>	Q 0.23	1.34%
#8	<a href="#">SIS.CA</a>	Q 0.20	2.38%
#9	<a href="#">VLN.CA</a>	Q 0.40	2.29%
#10	<a href="#">CFL.CA</a>	Q 0.08	20.25%

\*(updated 8 hours, 55 minutes ago) Yield calculations vary and may not be reliable nor comparable. Not all publicly traded securities are ranked; data may be incorrect or out of date. Rankings are for informational purposes only and do not constitute investment advice. [Full disclaimer](#)

## Spotlight On: MX.CA — 3.0% Yield

### Methanex Corp



Methanex is engaged in producing and selling methanol, a clear liquid commodity chemical that is predominantly produced from natural gas and also, particularly in China, from coal. Co. supplies methanol to the major international markets of Asia Pacific, North America, Europe and Latin America.

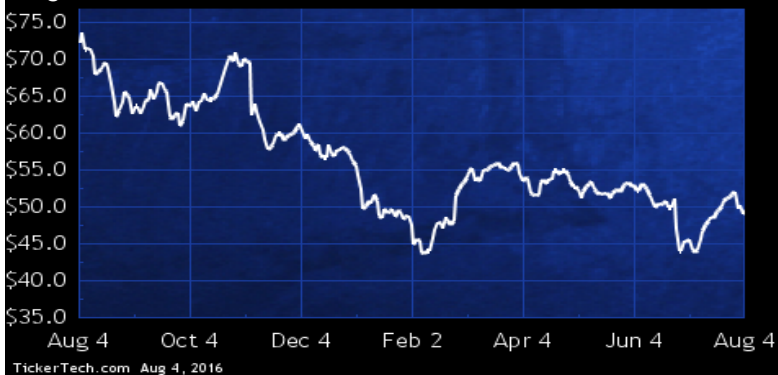
## Manufacturing

DividendRank	Symbol	Dividend	Recent Yield*
#1	<a href="#">MG.CA</a>	Q 1.00	2.01%
#2	<a href="#">ET.CA</a>	Q 0.72	4.12%
#3	<a href="#">NFI.CA</a>	Q 0.95	2.35%
#4	<a href="#">DII.B.CA</a>	Q 1.20	3.16%
#5	<a href="#">WJX.CA</a>	Q 1.00	7.22%
#6	<a href="#">LNR.CA</a>	Q 0.40	0.79%
#7	<a href="#">GIL.CA</a>	Q 0.31	0.81%
#8	<a href="#">MRE.CA</a>	Q 0.12	1.44%
#9	<a href="#">VCM.CA</a>	Q 0.22	2.11%
#10	<a href="#">CMI.CA</a>	Q 0.05	4.55%

\*(updated 8 hours, 55 minutes ago) Yield calculations vary and may not be reliable nor comparable. Not all publicly traded securities are ranked; data may be incorrect or out of date. Rankings are for informational purposes only and do not constitute investment advice. [Full disclaimer](#)

## Spotlight On: MG.CA — 2.0% Yield

### Magna International Inc.



Magna International is engaged in the design, development and manufacture of automotive systems, assemblies, modules and components, and engineer and assemble complete vehicles, primarily for sale to original equipment manufacturers of cars and light trucks in North America, Europe, Asia, South America and Africa. Co.'s capabilities include the design and manufacture of automotive interior systems; seating systems; closure systems; body and chassis systems; vision systems; electronic systems; exterior systems; powertrain systems; roof systems; hybrid and electric vehicles/systems, as well as vehicle engineering and contract manufacturing services.

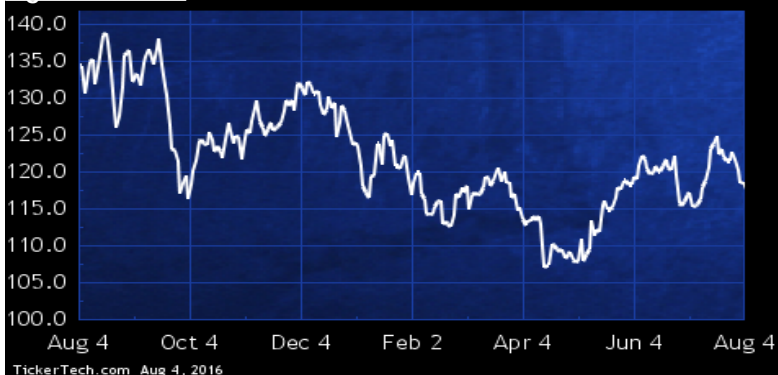
## Materials

DividendRank	Symbol	Dividend	Recent Yield*
#1	<a href="#">AGU.CA</a>	Q 3.50	2.98%
#2	<a href="#">POT.CA</a>	Q 1.00	4.84%
#3	<a href="#">UFS.CA</a>	Q 1.66	3.27%
#4	<a href="#">ADN.CA</a>	Q 1.00	5.56%
#5	<a href="#">SXP.CA</a>	Q 0.22	4.40%
#6	<a href="#">WPK.CA</a>	Q 0.12	0.28%
#7	<a href="#">WEF.CA</a>	Q 0.08	3.81%
#8	<a href="#">CCL.B.CA</a>	Q 2.00	0.86%
#9	<a href="#">KPT.CA</a>	Q 0.72	6.38%
#10	<a href="#">SJ.CA</a>	Q 0.40	0.87%
#11	<a href="#">CFX.CA</a>	Q 0.25	2.43%
#12	<a href="#">OSB.CA</a>	Q 0.40	1.24%
#13	<a href="#">BOS.CA</a>	Q 0.26	1.86%
#14	<a href="#">HWD.CA</a>	Q 0.22	1.22%
#15	<a href="#">CAS.CA</a>	Q 0.16	1.68%

\* (updated 8 hours, 55 minutes ago) Yield calculations vary and may not be reliable nor comparable. Not all publicly traded securities are ranked; data may be incorrect or out of date. Rankings are for informational purposes only and do not constitute investment advice. [Full disclaimer](#)

## Spotlight On: AGU.CA – 3.0% Yield

### Agrium, Inc.



Agrium is engaged in producing and marketing agricultural products. Co. operates three business units. The Retail business unit sells crop nutrients, crop protection products, seed and services directly to growers. The Wholesale business unit produces, markets and distributes three primary groups of nutrients: nitrogen, potash and phosphate for agricultural and industrial customers around the world. The Advanced Technologies business unit produces and markets controlled-release crop nutrients and micronutrients in the broad-based agriculture, specialty agriculture, professional turf, horticulture, and consumer lawn and garden markets.

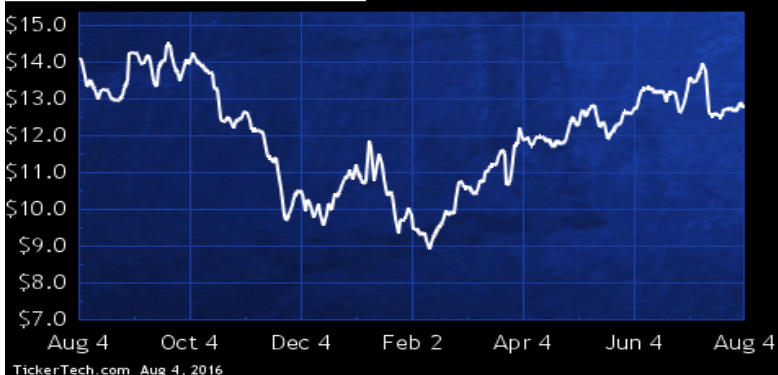
## Media

DividendRank	Symbol	Dividend	Recent Yield*
#1	<a href="#">CJR.B.CA</a>	M 1.14	8.90%
#2	<a href="#">TCL.A.CA</a>	Q 0.74	3.95%
#3	<a href="#">AIM.CA</a>	Q 0.80	9.35%
#4	<a href="#">CCA.CA</a>	Q 1.56	2.47%
#5	<a href="#">TRI.CA</a>	Q 1.36	2.51%
#6	<a href="#">CGO.CA</a>	Q 1.18	2.32%
#7	<a href="#">QBR.B.CA</a>	Q 0.18	0.46%
#8	<a href="#">TS.B.CA</a>	Q 0.10	6.81%
#9	<a href="#">SAT.CA</a>	Q 0.08	5.33%
#10	<a href="#">NCC.A.CA</a>	S 0.18	1.97%

\* (updated 8 hours, 55 minutes ago) Yield calculations vary and may not be reliable nor comparable. Not all publicly traded securities are ranked; data may be incorrect or out of date. Rankings are for informational purposes only and do not constitute investment advice. [Full disclaimer](#)

## Spotlight On: CJR.B.CA – 8.9% Yield

### Corus Entertainment Inc



Corus Entertainment is a communications and entertainment company. Co. operates through two operating segments: Television, which is comprised of specialty television networks, pay television services, three television stations and the Corus content business, which consists of the production and distribution of films and television programs, merchandise licensing, publishing and animation software; and Radio, which comprises 37 radio stations, situated primarily in urban centres in English Canada, with a focus in the populated area of Southern Ontario.

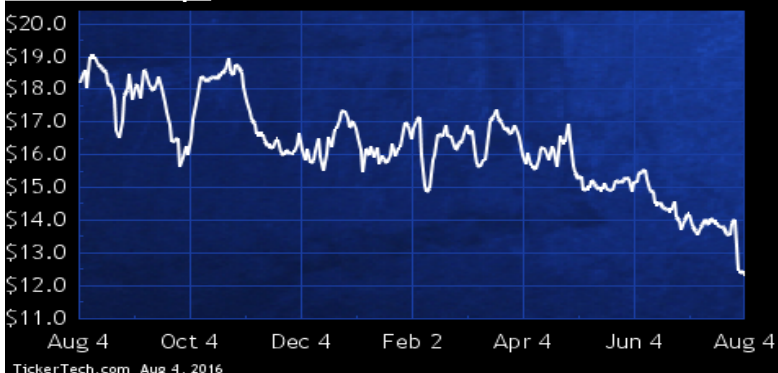
## Metals & Mining

DividendRank	Symbol	Dividend	Recent Yield*
#1	<a href="#">CCO.CA</a>	Q 0.40	3.24%
#2	<a href="#">RUS.CA</a>	Q 1.52	6.53%
#3	<a href="#">DDC.CA</a>	S 0.40	3.35%
#4	<a href="#">LIF.CA</a>	Q 1.00	7.18%
#5	<a href="#">PSK.CA</a>	M 0.72	2.79%
#6	<a href="#">THO.CA</a>	M 0.24	1.18%
#7	<a href="#">NSU.CA</a>	Q 0.16	3.71%
#8	<a href="#">CG.CA</a>	Q 0.16	2.06%
#9	<a href="#">CAM.CA</a>	Q 0.16	1.55%
#10	<a href="#">FNV.CA</a>	Q 0.88	0.86%
#11	<a href="#">FM.CA</a>	S 0.01	0.09%
#12	<a href="#">LUC.CA</a>	Q 0.06	1.42%
#13	<a href="#">G.CA</a>	Q 0.08	0.34%
#14	<a href="#">APY.CA</a>	S 0.09	12.00%
#15	<a href="#">AEM.CA</a>	Q 0.40	0.52%

\*(updated 8 hours, 55 minutes ago) Yield calculations vary and may not be reliable nor comparable. Not all publicly traded securities are ranked; data may be incorrect or out of date. Rankings are for informational purposes only and do not constitute investment advice. [Full disclaimer](#)

## Spotlight On: CCO.CA – 3.2% Yield

### Cameco Corp.



Cameco and its subsidiaries are engaged in the exploration for and the development, mining, refining, conversion and fabrication of uranium for sale as fuel for generating electricity in nuclear power reactors in Canada and other countries. Co. has three reportable segments: uranium, which explores for, mines, mills, purchases, and sells uranium concentrate; fuel services, which refines, converts and fabricates uranium concentrate, and purchases and sells conversion services; and electricity, which generates and sells electricity through its 31.6% interest in the Bruce Power Limited Partnership, which operates four nuclear reactors and manages the overall site in southern Ontario.

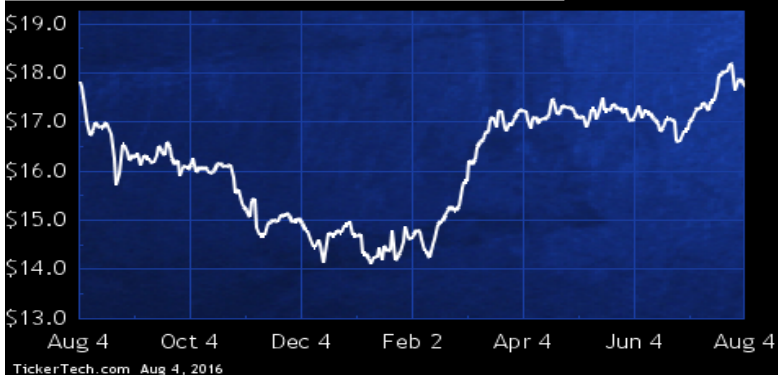
## Real Estate

DividendRank	Symbol	Dividend	Recent Yield*
#1	<a href="#">CUF.UN.CA</a>	M 1.47	8.29%
#2	<a href="#">BEI.UN.CA</a>	M 2.25	3.99%
#3	<a href="#">AX.UN.CA</a>	M 1.08	7.97%
#4	<a href="#">SRU.UN.CA</a>	M 1.65	4.41%
#5	<a href="#">REI.UN.CA</a>	M 1.41	5.01%
#6	<a href="#">HR.UN.CA</a>	M 1.35	5.84%
#7	<a href="#">REF.UN.CA</a>	M 1.83	3.63%
#8	<a href="#">AP.UN.CA</a>	M 1.50	3.82%
#9	<a href="#">CAR.UN.CA</a>	M 1.25	3.89%
#10	<a href="#">D.UN.CA</a>	M 1.50	7.97%
#11	<a href="#">DRG.UN.CA</a>	M 0.80	8.89%
#12	<a href="#">INO.UN.CA</a>	M 0.82	8.54%
#13	<a href="#">MRT.UN.CA</a>	M 0.96	6.02%
#14	<a href="#">CHP.UN.CA</a>	M 0.71	4.98%
#15	<a href="#">CRT.UN.CA</a>	M 0.68	4.55%

\*(updated 8 hours, 55 minutes ago) Yield calculations vary and may not be reliable nor comparable. Not all publicly traded securities are ranked; data may be incorrect or out of date. Rankings are for informational purposes only and do not constitute investment advice. [Full disclaimer](#)

## Spotlight On: CUF.UN.CA – 8.3% Yield

### Cominar Real Estate Investment Trust



Cominar Real Estate Investment Trust is an unincorporated closed-end real estate investment trust principally engaged in the commercial property ownership and management. Co. operates in three segments: office properties, retail properties and industrial and mixed-use properties.

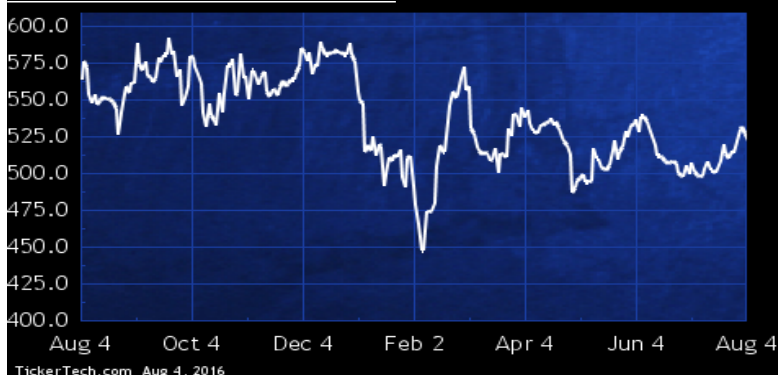
## Technology

## Spotlight On: CSU.CA — 0.8% Yield

DividendRank	Symbol	Dividend	Recent Yield*
#1	<a href="#">CSU.CA</a>	Q 4.00	0.76%
#2	<a href="#">MDA.CA</a>	Q 1.48	1.73%
#3	<a href="#">CMG.CA</a>	Q 0.40	3.88%
#4	<a href="#">ESL.CA</a>	Q 0.56	1.05%
#5	<a href="#">SVC.CA</a>	Q 0.07	2.15%
#6	<a href="#">HPS.A.CA</a>	Q 0.24	3.29%
#7	<a href="#">MDF.CA</a>	Q 0.40	2.25%
#8	<a href="#">WIN.CA</a>	Q 0.05	2.12%
#9	<a href="#">RC.CA</a>	Q 0.08	1.84%
#10	<a href="#">TCS.CA</a>	Q 0.12	1.11%
#11	<a href="#">PUR.CA</a>	Q 0.12	2.12%

\*(updated 8 hours, 55 minutes ago) Yield calculations vary and may not be reliable nor comparable. Not all publicly traded securities are ranked; data may be incorrect or out of date. Rankings are for informational purposes only and do not constitute investment advice. [Full disclaimer](#)

### Constellation Software Inc



Constellation Software is engaged in the provision of enterprise software solutions serving a variety of vertical markets. Co. is organized in two reportable segments: (i) the public sector segment, which primarily includes businesses focused on government and government-related customers; and (ii) the private sector segment, which primarily includes businesses focused on commercial customers.

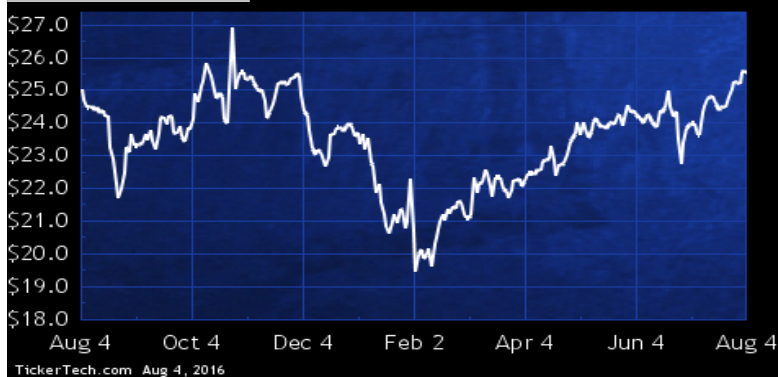
## Transportation

## Spotlight On: TFI.CA — 2.7% Yield

DividendRank	Symbol	Dividend	Recent Yield*
#1	<a href="#">TFI.CA</a>	Q 0.68	2.67%
#2	<a href="#">EIF.CA</a>	M 2.01	6.05%
#3	<a href="#">WJA.CA</a>	Q 0.56	2.45%
#4	<a href="#">CNR.CA</a>	Q 1.50	1.85%
#5	<a href="#">CP.CA</a>	Q 2.00	1.04%
#6	<a href="#">WTE.CA</a>	Q 0.64	3.40%
#7	<a href="#">CKI.CA</a>	Q 0.40	4.35%
#8	<a href="#">CHR.CA</a>	M 0.48	7.94%
#9	<a href="#">STB.CA</a>	M 0.44	6.39%
#10	<a href="#">HNZ.CA</a>	M 1.10	8.32%
#11	<a href="#">ALC.CA</a>	Q 0.28	2.57%
#12	<a href="#">CJT.CA</a>	Q 0.60	1.76%
#13	<a href="#">LGT.B.CA</a>	Q 0.33	0.94%

\*(updated 8 hours, 55 minutes ago) Yield calculations vary and may not be reliable nor comparable. Not all publicly traded securities are ranked; data may be incorrect or out of date. Rankings are for informational purposes only and do not constitute investment advice. [Full disclaimer](#)

### TransForce, Inc.



TransForce is engaged in the transportation and logistics services. Co. provides services to five segments: Package and Courier, which includes pickup, transport and delivery of items across North America; Less-Than-Truckload, which provides pickup, consolidation, transport and delivery of smaller loads; Truckload, which carries loads directly from the customer to the destination using a closed van or specialized equipment, which includes expedited transportation, flatbed, container and dedicated services; Waste Management, which provides services for integrated residual materials management, and Logistics and Other Services, which includes logistics services and rig moving services.

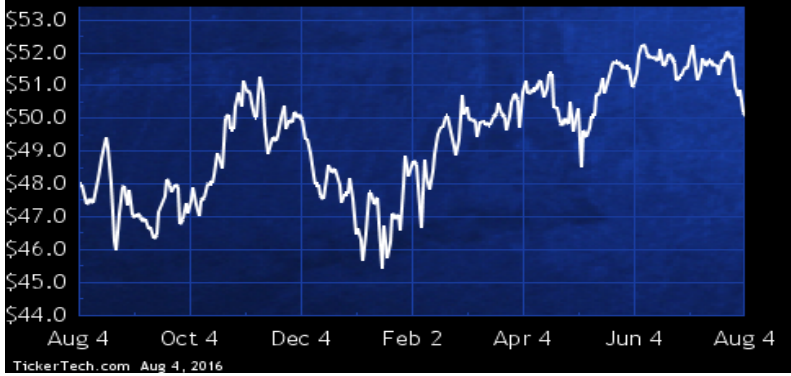
## Travel & Entertainment

DividendRank	Symbol	Dividend	Recent Yield*
#1	<a href="#">CGX.CA</a>	M 1.62	3.24%
#2	<a href="#">BPF.UN.CA</a>	M 1.38	6.51%
#3	<a href="#">PZA.CA</a>	M 0.86	5.67%
#4	<a href="#">WB.CA</a>	Q 0.97	3.97%
#5	<a href="#">GH.CA</a>	M 0.69	7.08%
#6	<a href="#">AW.UN.CA</a>	M 1.60	4.53%
#7	<a href="#">MTY.CA</a>	Q 0.46	1.15%
#8	<a href="#">QSR.CA</a>	Q 0.60	1.02%
#9	<a href="#">KEG.UN.CA</a>	M 1.08	5.63%
#10	<a href="#">SRV.UN.CA</a>	M 1.14	7.86%
#11	<a href="#">IRG.CA</a>	Q 0.09	3.05%
#12	<a href="#">DIV.CA</a>	M 0.22	9.89%
#13	<a href="#">TPH.CA</a>	Q 0.10	10.31%
#14	<a href="#">PBL.CA</a>	Q 0.12	1.60%
#15	<a href="#">HLC.CA</a>	Q 0.14	2.81%

\*(updated 8 hours, 55 minutes ago) Yield calculations vary and may not be reliable nor comparable. Not all publicly traded securities are ranked; data may be incorrect or out of date. Rankings are for informational purposes only and do not constitute investment advice. [Full disclaimer](#)

## Spotlight On: CGX.CA — 3.2% Yield

### Cineplex Inc.



Cineplex is an entertainment company engaged in the operation of film entertainment and content (including theatrical exhibition, food services, in-theatre gaming, alternative programming, and the online sale of entertainment content), media (including Cineplex Media and Cineplex Digital Media), and amusement gaming and leisure (including Cineplex Starburst Inc., The Rec Room and World Gaming Network Limited Partnership). Co.'s theatre circuit is concentrated in major metropolitan and mid-sized markets. As of Dec 31 2015, Co. owned, leased or had a joint venture interest in 1,655 screens in 162 theatres.

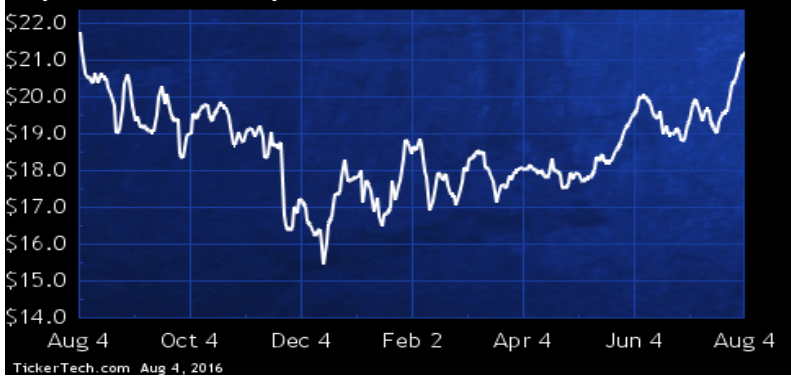
## Utilities

DividendRank	Symbol	Dividend	Recent Yield*
#1	<a href="#">CPX.CA</a>	Q 1.56	7.38%
#2	<a href="#">T.CA</a>	Q 1.84	4.30%
#3	<a href="#">BCE.CA</a>	Q 2.73	4.42%
#4	<a href="#">RNW.CA</a>	M 0.88	6.19%
#5	<a href="#">CU.CA</a>	Q 1.30	3.24%
#6	<a href="#">FTS.CA</a>	Q 1.50	3.47%
#7	<a href="#">AQN.CA</a>	Q 0.42	3.46%
#8	<a href="#">EMA.CA</a>	Q 2.09	4.31%
#9	<a href="#">ACO.X.CA</a>	Q 1.14	2.34%
#10	<a href="#">SPB.CA</a>	M 0.72	6.35%
#11	<a href="#">INE.CA</a>	Q 0.64	4.20%
#12	<a href="#">NPI.CA</a>	M 1.08	4.41%
#13	<a href="#">VNR.CA</a>	Q 1.08	4.83%
#14	<a href="#">PEG.CA</a>	Q 1.56	4.91%
#15	<a href="#">BLX.CA</a>	Q 0.56	2.81%

\*(updated 8 hours, 55 minutes ago) Yield calculations vary and may not be reliable nor comparable. Not all publicly traded securities are ranked; data may be incorrect or out of date. Rankings are for informational purposes only and do not constitute investment advice. [Full disclaimer](#)

## Spotlight On: CPX.CA — 7.4% Yield

### Capital Power Corp



Capital Power is engaged in the building, owning and operating of power plants and managing its related electricity and natural gas portfolios by undertaking trading and marketing activities within Canada and the United States.



# Canada Stock Channel

*"Educating U.S. Investors About Canadian Stocks"*