

December, 2013 – *DividendRank* Report

<http://www.canadastockchannel.com/>

History has shown that the bulk of the stock market's returns are delivered by dividends. Only consistently profitable companies can afford to keep paying dividends, so profitability is of critical importance. And investors shouldn't pay too expensive a price to buy a stock, even if the company itself is strong. So therefore, dividend investors should be most interested in researching the strongest most profitable companies, that also happen to be trading at an attractive valuation.

Each month, Canada Stock Channel screens through our coverage universe of dividend paying Canadian stocks, to look at a variety of data – dividend history & yield, book value, quarterly earnings – and compare it to the stock's trading data to come up with certain calculations about profitability and about the stock's valuation (whether we think it looks "cheap" or "expensive"). Our proprietary *DividendRank* formula ranks stocks within the following 18 sectors/categories, to identify the top most "interesting" ideas that merit further research.



Business Services & Equipment

Construction

Consumer Goods

Consumer Services

Energy

ETFs & CEFs

Financial

Healthcare

Industrial

Manufacturing

Materials

Media

Metals & Mining

Real Estate

Technology

Transportation

Travel & Entertainment

Utilities

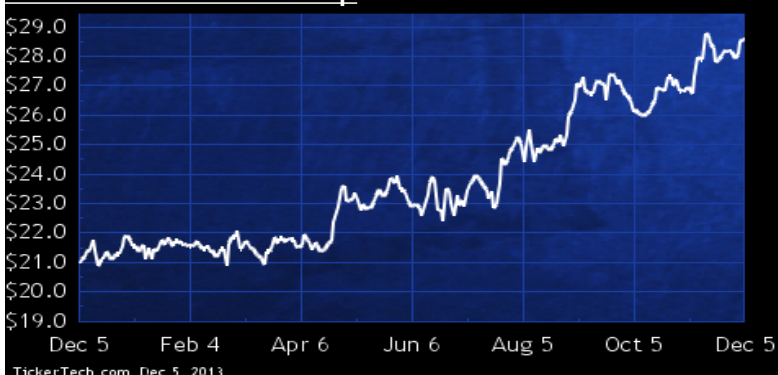
Business Services & Equipment

DividendRank	Symbol	Dividend	Recent Yield*
#1	DH.CA	Q 1.28	4.48%
#2	MSI.CA	M 0.78	5.20%
#3	RBA.CA	Q 0.52	2.41%
#4	HNL.CA	Q 0.25	2.79%
#5	DCI.CA	M 1.38	7.29%
#6	STN.CA	Q 0.66	0.94%
#7	KBL.CA	M 1.15	3.06%
#8	CWL.CA	Q 0.07	8.24%
#9	AHF.CA	Q 0.06	4.62%
#10	IAM.CA	A 0.05	7.70%

* (updated 9 hours, 35 minutes ago) Yield calculations vary and may not be reliable nor comparable. Not all publicly traded securities are ranked; data may be incorrect or out of date. Rankings are for informational purposes only and do not constitute investment advice. [Full disclaimer](#)

Spotlight On: DH.CA — 4.5% Yield

Davis + Henderson Corp



Davis + Henderson is a solutions provider to the financial services marketplace. Co. provides programs, technology products and technology based business services to customers who offer cheking accounts, credit card accounts and personal, commercial, and other lending and leasing products. Co. has several service offerings within Canada, including its check supply program, the servicing of student loans, the provision of registration and related services for secured loan products and the delivery of technology solutions within the mortgage market. Co. also offers broader technology solutions in the commercial lending, small business lending and leasing area.

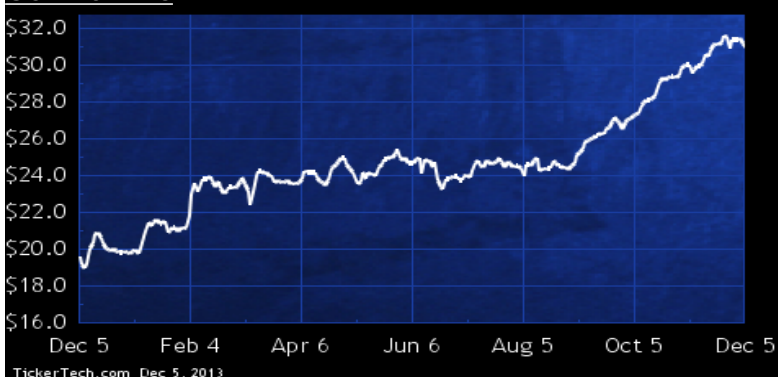
Construction

DividendRank	Symbol	Dividend	Recent Yield*
#1	GNV.CA	Q 1.50	4.84%
#2	TIH.CA	Q 0.52	2.01%
#3	SNC.CA	Q 0.92	1.98%
#4	BAD.CA	M 1.08	1.27%
#5	BDT.CA	M 0.76	6.08%
#6	RME.CA	Q 0.40	3.30%
#7	ARE.CA	Q 0.32	2.11%
#8	CUQ.CA	Q 0.48	5.42%
#9	WEQ.CA	M 0.60	7.87%
#10	MCB.CA	Q 0.20	2.95%
#11	WTA.CA	Q 0.04	4.82%

* (updated 9 hours, 35 minutes ago) Yield calculations vary and may not be reliable nor comparable. Not all publicly traded securities are ranked; data may be incorrect or out of date. Rankings are for informational purposes only and do not constitute investment advice. [Full disclaimer](#)

Spotlight On: GNV.CA — 4.8% Yield

Genivar Inc



Genivar is engaged in offering consulting services ranging from planning to execution, including conceptual and development studies, feasibility and economic studies, preliminary engineering and detailed design, plans and specifications, work supervision, environmental planning and projects and construction management. Co. operates in two geographic segment, Canada and International (Trinidad and Tobago and other countries). Through its subsidiaries, Co. operates in five industries: building, municipal infrastructure, industrial and energy, transportation and environment.

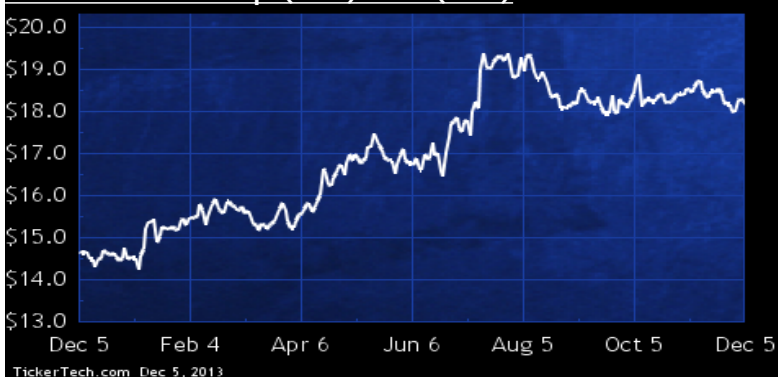
Consumer Goods

DividendRank	Symbol	Dividend	Recent Yield*
#1	PJC.A.CA	Q 2.00	11.00%
#2	SAP.CA	Q 0.92	1.91%
#3	TPX.B.CA	Q 1.34	2.33%
#4	L.CA	Q 0.96	2.17%
#5	SC.CA	Q 1.14	1.93%
#6	WN.CA	Q 1.66	2.05%
#7	MRU.CA	Q 1.00	1.58%
#8	ACQ.CA	Q 0.84	1.98%
#9	NWC.CA	Q 1.12	4.29%
#10	RSI.CA	Q 0.36	6.61%
#11	CTC.A.CA	Q 1.75	1.77%
#12	HLF.CA	Q 0.76	1.61%
#13	EMP.A.CA	Q 1.04	1.39%
#14	LIQ.CA	M 1.08	7.39%
#15	GLN.CA	Q 0.50	3.99%

*(updated 9 hours, 35 minutes ago) Yield calculations vary and may not be reliable nor comparable. Not all publicly traded securities are ranked; data may be incorrect or out of date. Rankings are for informational purposes only and do not constitute investment advice. [Full disclaimer](#)

Spotlight On: PJC.A.CA – 11.0% Yield

Jean Coutu Group (PJC) Inc. (The)



The Jean Coutu Group is engaged in the Canadian drugstore retail industry, mainly in Eastern Canada, through franchised stores. Co. carries on the franchising activity under its banners, operates two distribution centres and coordinates several other services for the benefit of its 389 franchised stores. These services include centralised purchasing, distribution, marketing, training, human resources, management, operational consulting, information systems as well as the private labels program of Co. The franchised store network retails pharmaceutical, parapharmaceutical and other products.

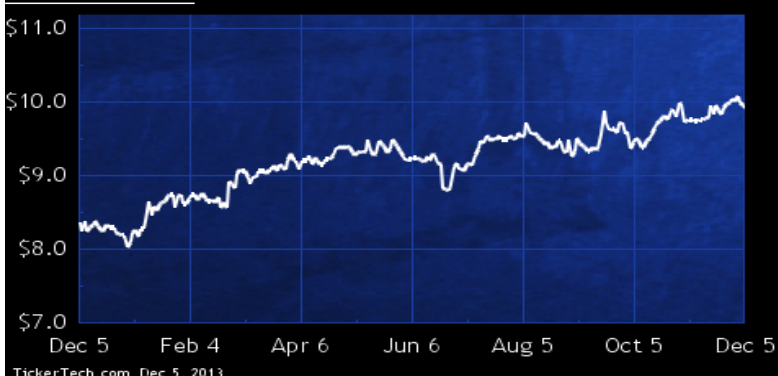
Consumer Services

DividendRank	Symbol	Dividend	Recent Yield*
#1	ECI.CA	M 0.70	7.01%
#2	LW.CA	M 0.90	7.88%
#3	PLC.CA	M 0.46	5.54%
#4	AF.CA	Q 0.10	1.08%

*(updated 9 hours, 35 minutes ago) Yield calculations vary and may not be reliable nor comparable. Not all publicly traded securities are ranked; data may be incorrect or out of date. Rankings are for informational purposes only and do not constitute investment advice. [Full disclaimer](#)

Spotlight On: ECI.CA – 7.0% Yield

EnerCare Inc



Enercare is the successor to the Consumers Waterheater Income Fund following the conversion of the Fund from an income trust to a corporate structure pursuant to a plan of arrangement under the Canada Business Corporation Act on Jan 1 2011. Co., through its wholly-owned subsidiaries, owns a portfolio of water heaters and other assets which are rented to customers across Ontario.

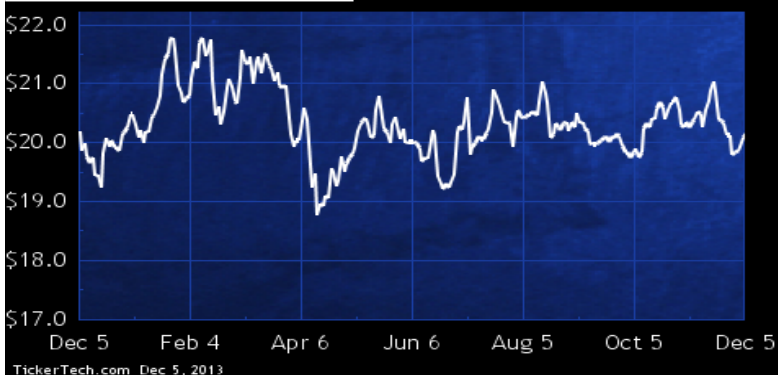
Energy

DividendRank	Symbol	Dividend	Recent Yield*
#1	COS.CA	Q 1.40	6.95%
#2	LTS.CA	M 0.96	17.12%
#3	MTL.CA	M 1.20	4.32%
#4	KEY.CA	M 2.40	3.85%
#5	FRU.CA	M 1.68	7.60%
#6	CPG.CA	M 2.76	6.84%
#7	BNE.CA	M 3.48	6.36%
#8	TRP.CA	Q 1.84	3.94%
#9	VSN.CA	M 1.00	7.22%
#10	ENB.CA	Q 1.26	2.92%
#11	GEI.CA	Q 1.10	4.26%
#12	ARX.CA	M 1.20	4.16%
#13	PPL.CA	M 1.68	4.88%
#14	IPL.CA	M 1.29	5.20%
#15	ALA.CA	M 1.53	3.97%

*(updated 9 hours, 35 minutes ago) Yield calculations vary and may not be reliable nor comparable. Not all publicly traded securities are ranked; data may be incorrect or out of date. Rankings are for informational purposes only and do not constitute investment advice. [Full disclaimer](#)

Spotlight On: COS.CA — 7.0% Yield

Canadian Oil Sands Ltd.



Canadian Oil Sands indirectly owns a 36.74% ("Working Interest") in the Syncrude Joint Venture ("Syncrude"). The Syncrude Project is located near Fort McMurray, Alberta and is comprised of oil sands mines, utilities plants, bitumen extraction plants and an upgrading complex that processes bitumen into synthetic crude oil. Syncrude Canada Ltd. operates Syncrude on behalf of the Syncrude owners. Syncrude produces light, sweet synthetic crude oil from the Athabasca oil sands deposits by surface mining the oil sands, extracting the bitumen from the sands, upgrading the recovered bitumen into lighter oil fractions and combining those component fractions into a single synthetic crude oil product.

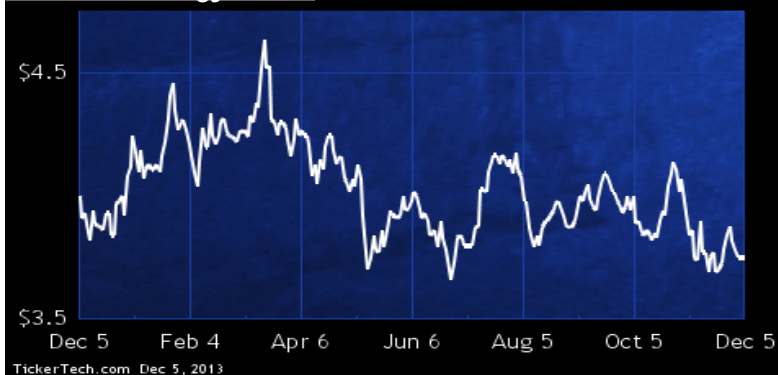
ETFs & CEFs

DividendRank	Symbol	Dividend	Recent Yield*
#1	PLT.UN.CA	M 0.60	16.00%
#2	SIN.UN.CA	M 0.98	8.65%
#3	MHY.UN.CA	M 0.60	7.63%
#4	AET.UN.CA	M 1.05	13.09%
#5	RBN.UN.CA	M 0.84	7.46%
#6	NIF.UN.CA	M 0.50	9.47%
#7	OCS.UN.CA	Q 0.70	7.85%
#8	HLP.UN.CA	M 0.85	8.79%
#9	OCV.UN.CA	M 0.84	9.92%
#10	MIG.UN.CA	M 0.60	5.38%
#11	HYM.UN.CA	M 1.88	13.73%
#12	FAY.UN.CA	M 1.75	13.30%
#13	FFI.UN.CA	M 0.96	8.01%
#14	MID.UN.CA	M 0.72	7.23%
#15	IDX.UN.CA	M 0.84	6.48%

*(updated 9 hours, 35 minutes ago) Yield calculations vary and may not be reliable nor comparable. Not all publicly traded securities are ranked; data may be incorrect or out of date. Rankings are for informational purposes only and do not constitute investment advice. [Full disclaimer](#)

Spotlight On: PLT.UN.CA — 16.0% Yield

Parallel Energy Trust



Parallel Energy Trust is an unincorporated open-ended limited purpose trust. The Trust's objective is to create stable, consistent returns for investors through the acquisition and development of conventional oil and natural gas reserves and production in the U.S. with unexploited low risk potential, and to pay out a portion of available cash to unitholders on a monthly basis. transfer agent and registrar

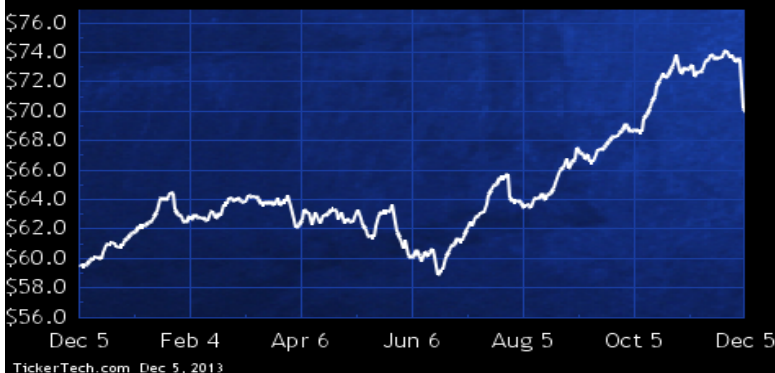
Financial

DividendRank	Symbol	Dividend	Recent	Yield*
#1	BMO.CA	Q 2.96		4.24%
#2	NA.CA	Q 3.48		3.89%
#3	RY.CA	Q 2.68		3.89%
#4	CM.CA	Q 3.84		4.26%
#5	BNS.CA	Q 2.48		3.90%
#6	TD.CA	Q 3.40		3.56%
#7	RBS.CA	Q 0.58		3.76%
#8	SLF.CA	Q 1.44		3.95%
#9	MIC.CA	Q 1.40		4.11%
#10	PWF.CA	Q 1.40		3.98%
#11	AGF.B.CA	Q 1.08		8.31%
#12	LB.CA	Q 2.00		4.28%
#13	AD.CA	M 1.44		4.22%
#14	CIX.CA	M 1.14		3.37%
#15	IGM.CA	Q 2.15		4.03%

*(updated 9 hours, 35 minutes ago) Yield calculations vary and may not be reliable nor comparable. Not all publicly traded securities are ranked; data may be incorrect or out of date. Rankings are for informational purposes only and do not constitute investment advice. [Full disclaimer](#)

Spotlight On: BMO.CA — 4.2% Yield

Bank of Montreal



Bank of Montreal is a financial services organization. Co. provides a range of retail banking, wealth management and investment banking products and services. Co. serves its clients through three operating groups: Personal and Commercial Banking, which provides financial services to personal and commercial customers; Private Client Group, which provides wealth management products and services to individuals and select institutional segments; and BMO Capital Markets, which provides clients financial and capital markets services to corporate, institutional and government clients. As of Oct 31 2010, Co. had total assets of C\$411,640,000,000 and total deposits of C\$249,251,000,000.

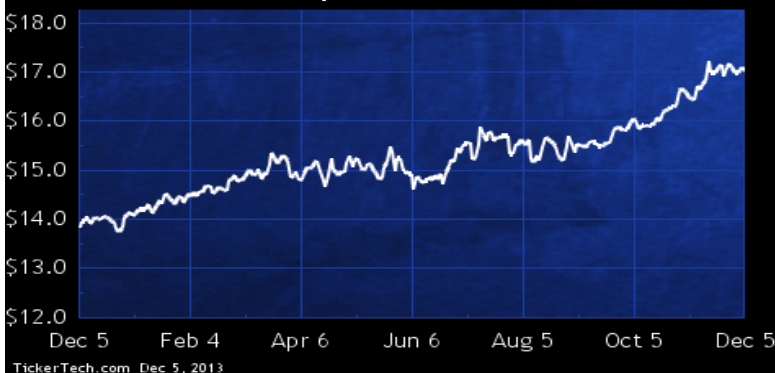
Healthcare

DividendRank	Symbol	Dividend	Recent	Yield*
#1	DR.CA	M 1.12		6.61%
#2	ACC.CA	Q 0.42		5.10%
#3	BCI.CA	Q 0.60		3.81%

*(updated 9 hours, 35 minutes ago) Yield calculations vary and may not be reliable nor comparable. Not all publicly traded securities are ranked; data may be incorrect or out of date. Rankings are for informational purposes only and do not constitute investment advice. [Full disclaimer](#)

Spotlight On: DR.CA — 6.6% Yield

Medical Facilities Corp



Medical Facilities through its wholly-owned U.S. subsidiary, owns indirect controlling interests in five limited liability entities (the "Centers"), each of which owns either a specialty surgical hospital or an ambulatory surgery center. The Centers provide facilities, including staff, surgical materials and supplies, and other support necessary for scheduled surgical, pain management, imaging, and diagnostic procedures and derive their revenue primarily from the fees charged for the use of these facilities. The Centers mainly focus on a limited number of clinical specialties such as orthopaedic, neurosurgery, pain management and other non-emergency elective procedures.

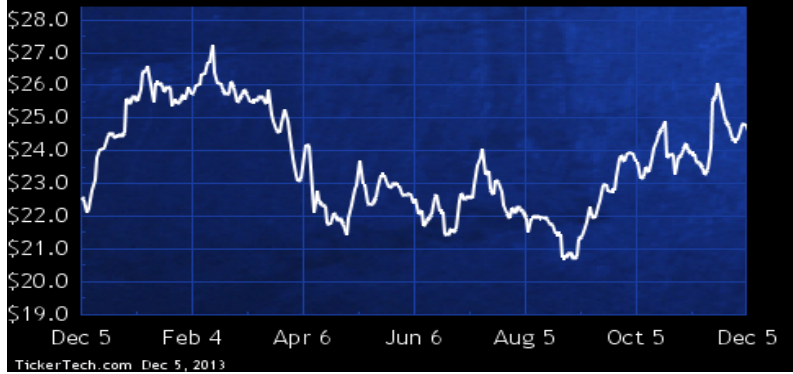
Industrial

DividendRank	Symbol	Dividend	Recent	Yield*
#1	FTT.CA	Q 0.61		2.48%
#2	CAE.CA	Q 0.24		1.99%
#3	CUS.CA	Q 0.55		8.98%
#4	AFN.CA	M 2.40		6.00%
#5	RCH.CA	Q 0.52		1.16%
#6	CWX.CA	Q 0.28		9.16%
#7	MX.CA	Q 0.80		1.30%
#8	XTC.CA	Q 0.18		2.52%
#9	CFL.CA	Q 0.24		8.00%
#10	VLN.CA	Q 0.32		2.39%
#11	SIS.CA	Q 0.08		2.67%
#12	MAL.CA	Q 0.06		0.81%

*(updated 9 hours, 35 minutes ago) Yield calculations vary and may not be reliable nor comparable. Not all publicly traded securities are ranked; data may be incorrect or out of date. Rankings are for informational purposes only and do not constitute investment advice. [Full disclaimer](#)

Spotlight On: FTT.CA — 2.5% Yield

Finning International Inc



Finning International is engaged in the selling, rental and provision of customer support services for Caterpillar Inc.'s equipment and engines in Western Canada, the U.K., and South America. Co.'s operating units are comprised of: Finning (Canada), which conducts its operations in British Columbia, Alberta, the Yukon Territory, the Northwest Territories, and a portion of Nunavut; Finning South America, which conducts its operations in Chile, Argentina, Uruguay, and Bolivia; and Finning UK Group, which conducts its operations in England, Scotland, Wales, Falkland Islands, and the Channel Islands.

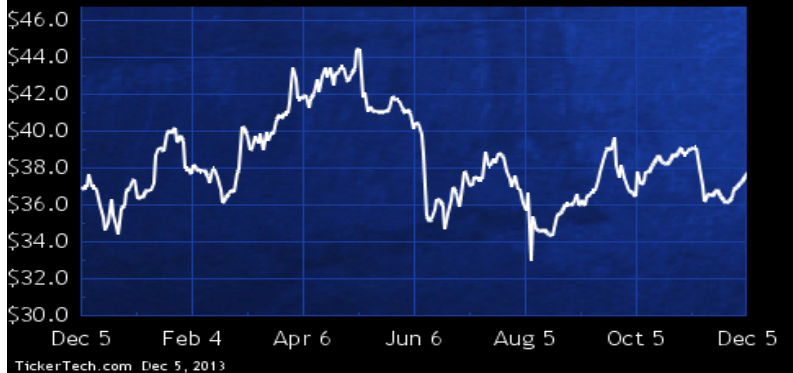
Manufacturing

DividendRank	Symbol	Dividend	Recent	Yield*
#1	DII.B.CA	Q 1.20		3.18%
#2	MG.CA	Q 1.28		1.49%
#3	WJX.CA	M 2.40		6.60%
#4	NFI.CA	M 0.58		5.51%
#5	LNR.CA	Q 0.32		0.78%
#6	MRE.CA	Q 0.12		1.32%
#7	GIL.CA	Q 0.43		0.83%
#8	CWP.CA	Q 0.20		10.00%
#9	DD.CA	Q 0.08		4.45%
#10	AM.CA	Q 0.24		10.62%
#11	CMI.CA	Q 0.05		2.94%

*(updated 9 hours, 35 minutes ago) Yield calculations vary and may not be reliable nor comparable. Not all publicly traded securities are ranked; data may be incorrect or out of date. Rankings are for informational purposes only and do not constitute investment advice. [Full disclaimer](#)

Spotlight On: DII.B.CA — 3.2% Yield

Dorel Industries Inc



Dorel Industries is a consumer products company which designs, manufactures or sources, markets and distributes a diverse portfolio of product brands, marketed through its juvenile, recreational/leisure and home furnishings segments. The principal markets for Co.'s products are the United States, Canada and Europe.

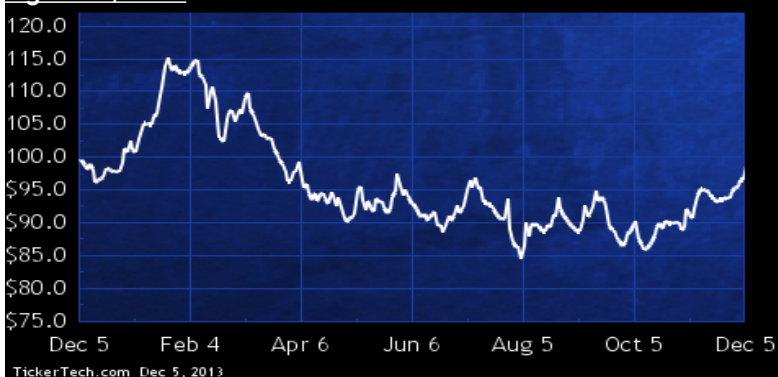
Materials

DividendRank	Symbol	Dividend	Recent Yield*
#1	AGU.CA	Q 3.00	3.03%
#2	POT.CA	Q 1.40	4.07%
#3	UFS.CA	Q 2.20	2.36%
#4	CAS.CA	Q 0.16	2.48%
#5	WFT.CA	Q 0.56	0.60%
#6	WEF.CA	Q 0.08	4.55%
#7	ADN.CA	Q 0.82	6.82%
#8	BOS.CA	Q 0.20	2.73%
#9	SXP.CA	Q 0.16	7.89%
#10	HWD.CA	Q 0.14	1.70%
#11	CFX.CA	Q 0.20	1.77%

*(updated 9 hours, 35 minutes ago) Yield calculations vary and may not be reliable nor comparable. Not all publicly traded securities are ranked; data may be incorrect or out of date. Rankings are for informational purposes only and do not constitute investment advice. [Full disclaimer](#)

Spotlight On: AGU.CA – 3.0% Yield

Agrium, Inc.



Agrium is engaged in producing and marketing agricultural products. Co. operates three business units. The Retail business unit sells crop nutrients, crop protection products, seed and services directly to growers. The Wholesale business unit produces, markets and distributes three primary groups of nutrients: nitrogen, potash and phosphate for agricultural and industrial customers around the world. The Advanced Technologies business unit produces and markets controlled-release crop nutrients and micronutrients in the agriculture, specialty agriculture, professional turf, horticulture, and consumer lawn and garden markets worldwide.

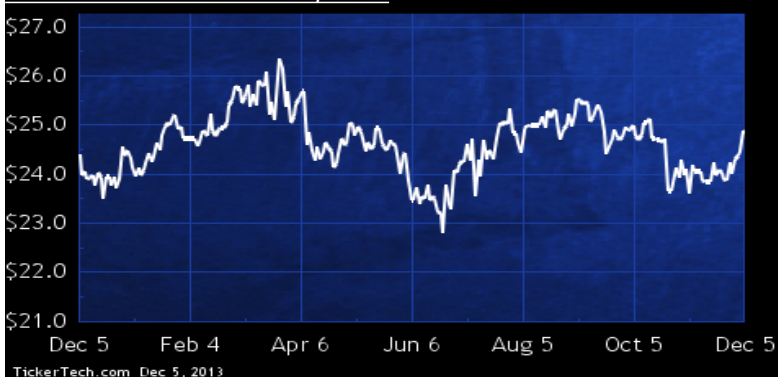
Media

DividendRank	Symbol	Dividend	Recent Yield*
#1	CJR.B.CA	M 1.02	4.11%
#2	TCL.A.CA	Q 0.58	3.52%
#3	AIM.CA	Q 0.68	3.61%
#4	TRI.CA	Q 1.30	3.29%
#5	TS.B.CA	Q 0.53	8.47%
#6	FP.CA	M 0.60	11.72%
#7	GVC.CA	Q 0.08	5.45%
#8	MHR.CA	Q 1.26	3.02%
#9	GCT.C.CA	Q 0.02	6.00%
#10	SAT.CA	Q 0.08	2.81%
#11	GCT.CA	Q 0.02	6.86%
#12	NCC.A.CA	S 0.06	0.73%

*(updated 9 hours, 35 minutes ago) Yield calculations vary and may not be reliable nor comparable. Not all publicly traded securities are ranked; data may be incorrect or out of date. Rankings are for informational purposes only and do not constitute investment advice. [Full disclaimer](#)

Spotlight On: CJR.B.CA – 4.1% Yield

Corus Entertainment, Inc.



Corus Entertainment is a Canadian media and entertainment company with a global distribution network for the programming Co. produces, in radio broadcasting, television broadcasting, and the production and distribution of children's media content. Co. has two brands of businesses: Radio and Television. Co. has 49 radio stations; a variety television networks focused on children and adult genres; and western Canada's premium television services. Co. also owns Nelvana Limited, an international producer and distributor of children's programming and merchandise products; Kids Can Press, the Canadian-owned English language publisher of children's books, and three broadcast television stations.

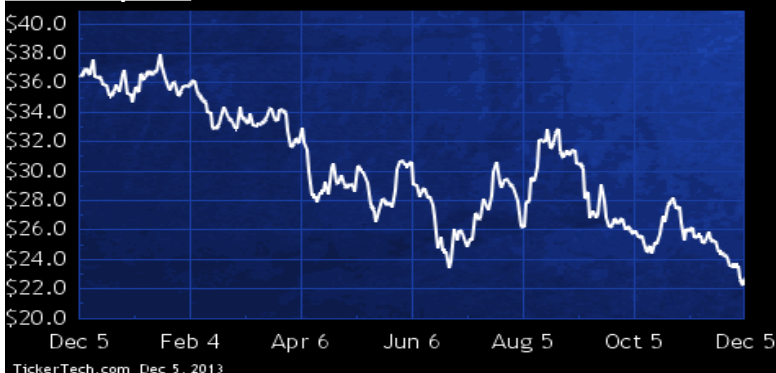
Metals & Mining

DividendRank	Symbol	Dividend	Recent Yield*
#1	G.CA	M 0.60	2.62%
#2	PAA.CA	Q 0.50	4.44%
#3	AEM.CA	Q 0.88	3.12%
#4	RUS.CA	Q 1.40	5.05%
#5	S.CA	Q 0.17	5.23%
#6	FNV.CA	M 0.72	1.74%
#7	SLW.CA	Q 0.36	1.68%
#8	AUQ.CA	Q 0.16	4.03%
#9	CCL.B.CA	Q 0.86	1.04%
#10	CG.CA	Q 0.16	4.39%
#11	NSU.CA	S 0.14	4.23%
#12	MND.CA	Q 0.04	5.33%
#13	K.CA	S 0.16	3.25%
#14	WFI.CA	Q 1.00	4.02%
#15	CCO.CA	Q 0.40	1.86%

*(updated 9 hours, 35 minutes ago) Yield calculations vary and may not be reliable nor comparable. Not all publicly traded securities are ranked; data may be incorrect or out of date. Rankings are for informational purposes only and do not constitute investment advice. [Full disclaimer](#)

Spotlight On: G.CA – 2.6% Yield

Goldcorp Inc



Goldcorp is a gold producer engaged in the operation, exploration, development and acquisition of precious metal properties in Canada, the United States, Mexico, and Central and South America. Co.'s metal properties consist of gold, silver, copper, lead and zinc.

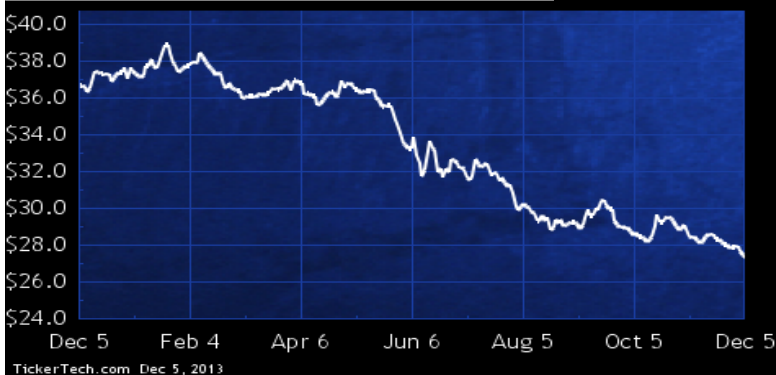
Real Estate

DividendRank	Symbol	Dividend	Recent Yield*
#1	D.UN.CA	M 2.24	8.20%
#2	HR.UN.CA	M 1.35	6.44%
#3	REI.UN.CA	M 1.41	5.85%
#4	CUF.UN.CA	M 1.44	8.14%
#5	BEI.UN.CA	M 1.98	3.39%
#6	CAR.UN.CA	M 1.15	5.66%
#7	CWT.UN.CA	M 1.55	6.34%
#8	FCR.CA	Q 0.84	4.78%
#9	REF.UN.CA	M 1.65	3.94%
#10	KMP.CA	M 0.58	5.63%
#11	BPO.CA	Q 0.56	2.74%
#12	MRT.UN.CA	M 0.96	5.97%
#13	NPR.UN.CA	M 1.58	5.90%
#14	MRD.CA	S 0.50	2.61%
#15	DI.UN.CA	M 0.80	9.82%

*(updated 9 hours, 35 minutes ago) Yield calculations vary and may not be reliable nor comparable. Not all publicly traded securities are ranked; data may be incorrect or out of date. Rankings are for informational purposes only and do not constitute investment advice. [Full disclaimer](#)

Spotlight On: D.UN.CA – 8.2% Yield

Dundee Real Estate Investment Trust



Dundee Real Estate Investment Trust is an open-ended investment trust. The trust is engaged in the provision of business premises and management services to its tenants and other businesses in Canada. As of Dec 31 2010, Co. owned a diversified portfolio of 111 office and industrial properties offering approx. 12,300,000 sq. ft. of gross leasable area.

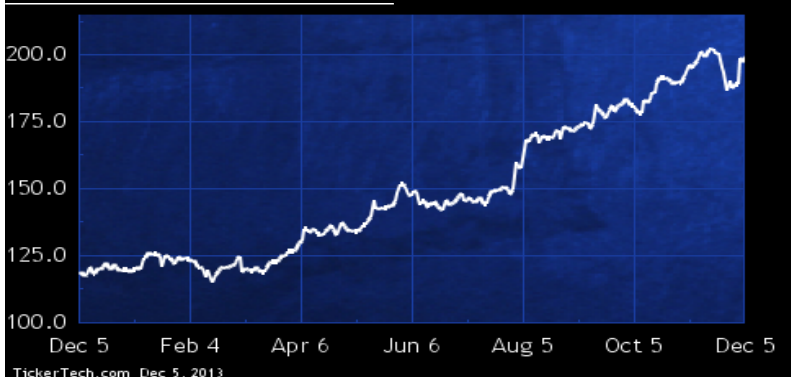
Technology

DividendRank	Symbol	Dividend	Recent Yield*
#1	CSU.CA	Q 4.00	2.01%
#2	ET.CA	Q 0.64	3.70%
#3	CMG.CA	Q 0.72	2.71%
#4	ESL.CA	Q 0.32	1.08%
#5	WIN.CA	Q 0.16	4.62%
#6	MDA.CA	S 1.30	1.60%
#7	MDF.CA	Q 0.40	2.01%
#8	OCX.CA	Q 0.15	0.27%
#9	HMM.A.CA	Q 0.08	6.30%
#10	HPS.A.CA	S 0.05	0.73%
#11	TCS.CA	S 0.07	1.47%

* (updated 9 hours, 35 minutes ago) Yield calculations vary and may not be reliable nor comparable. Not all publicly traded securities are ranked; data may be incorrect or out of date. Rankings are for informational purposes only and do not constitute investment advice. [Full disclaimer](#)

Spotlight On: CSU.CA — 2.0% Yield

Constellation Software Inc



Constellation Software is engaged in the provision of enterprise software solutions serving a variety of vertical markets. Co. is organized around two reportable segments, (i) the public sector segment, which primarily includes businesses focused on government and government-related customers and (ii) the private sector segment, which primarily includes businesses focused on commercial customers.

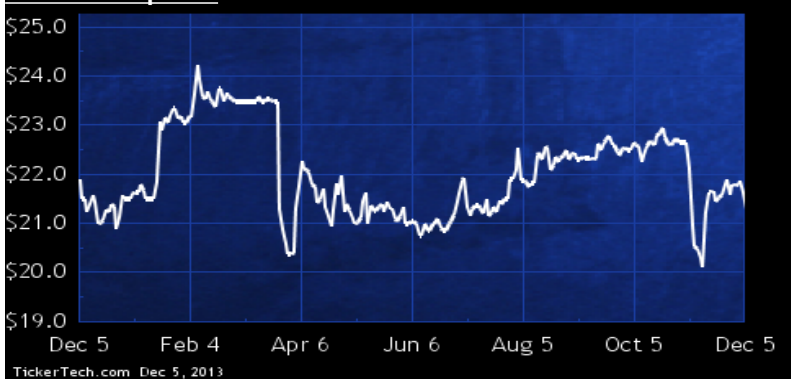
Transportation

DividendRank	Symbol	Dividend	Recent Yield*
#1	HNZ.A.CA	M 1.10	5.18%
#2	TFI.CA	Q 0.58	2.30%
#3	EIF.CA	M 1.68	7.78%
#4	STB.CA	M 0.56	8.39%
#5	WJA.CA	Q 0.40	1.43%
#6	WTE.CA	Q 1.32	3.77%
#7	CP.CA	Q 1.40	0.86%
#8	CSS.CA	Q 0.50	3.88%
#9	CKI.CA	Q 0.40	5.06%
#10	ALC.CA	Q 0.28	1.68%
#11	CHR.B.CA	Q 0.30	7.88%
#12	CJT.CA	Q 0.60	4.44%
#13	TMA.CA	Q 0.28	5.34%
#14	LGT.B.CA	Q 0.46	0.83%

* (updated 9 hours, 35 minutes ago) Yield calculations vary and may not be reliable nor comparable. Not all publicly traded securities are ranked; data may be incorrect or out of date. Rankings are for informational purposes only and do not constitute investment advice. [Full disclaimer](#)

Spotlight On: HNZ.A.CA — 5.2% Yield

HNZ Group Inc



HNZ Group provides helicopter transportation services in Canada and the United States. Co. offers helicopter services to various sectors, including emergency medical services, infrastructure maintenance, utilities, oil and gas, mining, forestry, and construction. Co. also operates two flight schools, as well as provides third party repair and maintenance services in Canada. In addition, Co. offers military support services in Afghanistan.

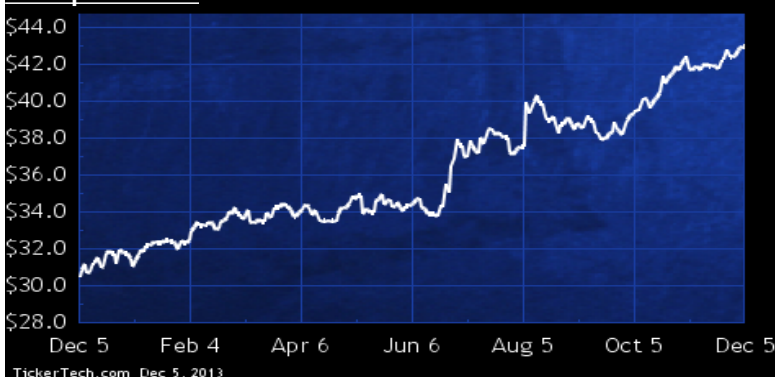
Travel & Entertainment

DividendRank	Symbol	Dividend	Recent	Yield*
#1	CGX.CA	M 1.44		3.36%
#2	THI.CA	Q 1.04		1.69%
#3	WB.CA	Q 0.97		5.88%
#4	PZA.CA	M 0.78		5.90%
#5	GH.CA	M 0.88		6.06%
#6	AW.UN.CA	M 1.40		6.54%
#7	TPH.CA	M 0.54		8.87%
#8	BPF.UN.CA	M 1.22		5.70%
#9	SRV.UN.CA	M 1.14		7.75%
#10	HLC.CA	Q 0.14		3.46%
#11	NHG.CA	A 0.02		2.44%

*(updated 9 hours, 35 minutes ago) Yield calculations vary and may not be reliable nor comparable. Not all publicly traded securities are ranked; data may be incorrect or out of date. Rankings are for informational purposes only and do not constitute investment advice. [Full disclaimer](#)

Spotlight On: CGX.CA — 3.4% Yield

Cineplex Inc.



Cineplex is engaged in the motion pictures industries in Canada. Co. with its subsidiaries and partnerships involves in the activities of production, distribution and exhibition. Production involves the development, financing and creation of feature-length motion pictures. Distribution involves the promotion and exploitation of motion pictures. Theatrical exhibition is the primary channel for new motion picture releases. As of Dec. 31, 2011, Co. owned, leased or had a joint venture interest in 130 theatres with 1,352 screens. Co.'s theatres operate under the following brands: Cineplex Odeon, Coliseum, Colossus, Famous Players, Galaxy, SilverCity, Cinema City and Scotiabank Theatre.

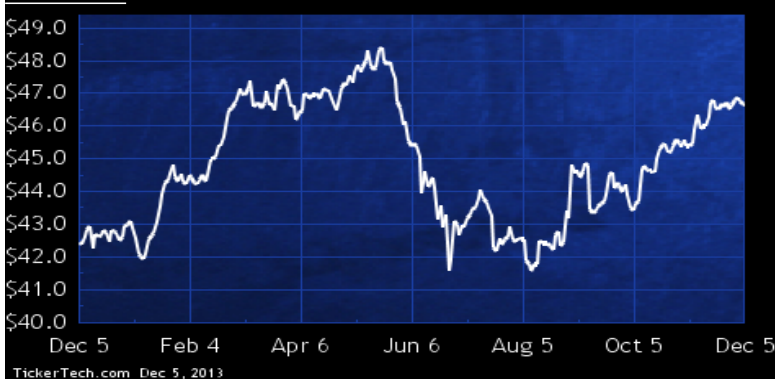
Utilities

DividendRank	Symbol	Dividend	Recent	Yield*
#1	BCE.CA	Q 2.33		5.00%
#2	BA.CA	Q 1.90		7.02%
#3	TA.CA	Q 1.16		8.36%
#4	EMA.CA	Q 1.45		4.94%
#5	VNR.CA	Q 1.00		6.49%
#6	FTS.CA	Q 1.24		3.95%
#7	SPB.CA	M 0.60		5.17%
#8	CPX.CA	Q 1.26		6.17%
#9	CSE.CA	Q 0.30		8.07%
#10	NPI.CA	M 1.08		6.86%
#11	BIN.CA	Q 0.60		2.17%
#12	MBT.CA	Q 1.70		5.87%
#13	INE.CA	Q 0.58		5.85%
#14	AQN.CA	Q 0.34		4.81%
#15	PRI.CA	Q 0.20		4.22%

*(updated 9 hours, 35 minutes ago) Yield calculations vary and may not be reliable nor comparable. Not all publicly traded securities are ranked; data may be incorrect or out of date. Rankings are for informational purposes only and do not constitute investment advice. [Full disclaimer](#)

Spotlight On: BCE.CA — 5.0% Yield

BCE Inc.



BCE is a communications company engaged in providing wireline voice and wireless communications services, Internet access, data services and video services to residential, business and wholesale customers. Co. operates three segments: Bell Wireline, which provides local telephone, long distance, Internet, data, video and other services and products; Bell Wireless, which provides wireless voice and data communication products and services; and Bell Aliant, which provides local telephone, long distance, Internet, data, video, wireless and other information and communications technology services. Co. operates predominantly in Canada.



 **Canada Stock Channel**