

December, 2016 – DividendRank Report

<http://www.canadastockchannel.com/>

History has shown that the bulk of the stock market's returns are delivered by dividends. Only consistently profitable companies can afford to keep paying dividends, so profitability is of critical importance. And investors shouldn't pay too expensive a price to buy a stock, even if the company itself is strong. So therefore, dividend investors should be most interested in researching the strongest most profitable companies, that also happen to be trading at an attractive valuation.

Each month, Canada Stock Channel screens through our coverage universe of dividend paying Canadian stocks, to look at a variety of data – dividend history & yield, book value, quarterly earnings – and compare it to the stock's trading data to come up with certain calculations about profitability and about the stock's valuation (whether we think it looks "cheap" or "expensive"). Our proprietary DividendRank formula ranks stocks within the following 18 sectors/categories, to identify the top most "interesting" ideas that merit further research.



Business Services & Equipment

Construction

Consumer Goods

Consumer Services

Energy

ETFs & CEFs

Financial

Healthcare

Industrial

Manufacturing

Materials

Media

Metals & Mining

Real Estate

Technology

Transportation

Travel & Entertainment

Utilities

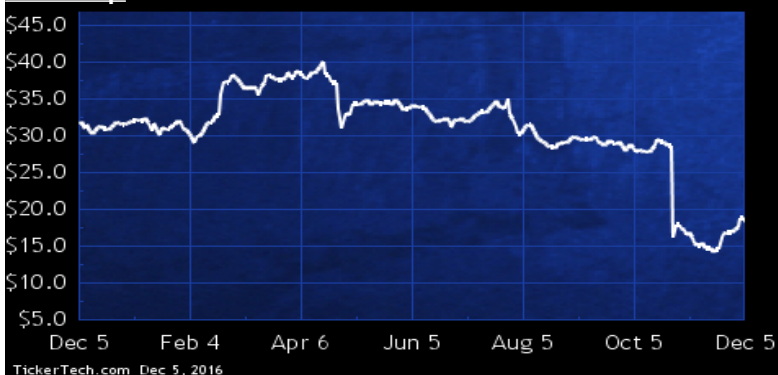
Business Services & Equipment

DividendRank	Symbol	Dividend	Recent Yield*
#1	DH.CA	Q 1.28	6.98%
#2	MSI.CA	M 0.78	4.25%
#3	KBL.CA	M 1.20	3.22%
#4	RBA.CA	Q 0.68	1.37%
#5	STN.CA	Q 0.45	1.25%
#6	DCI.CA	M 1.44	7.57%
#7	FSV.CA	Q 0.44	0.76%
#8	HNL.CA	Q 0.08	4.40%
#9	CGY.CA	Q 1.12	4.49%
#10	BDI.CA	M 0.30	8.88%
#11	CWL.CA	Q 0.08	8.17%
#12	IAM.CA	A 0.06	5.31%
#13	SVI.CA	Q 0.01	0.79%

*(updated 7 hours, 42 minutes ago) Yield calculations vary and may not be reliable nor comparable. Not all publicly traded securities are ranked; data may be incorrect or out of date. Rankings are for informational purposes only and do not constitute investment advice. [Full disclaimer](#)

Spotlight On: DH.CA – 7.0% Yield

DH Corp



Davis + Henderson is a solutions provider to the financial services marketplace. Co. provides programs, technology products and technology based business services to customers who offer cheking accounts, credit card accounts and personal, commercial, and other lending and leasing products. Co. has several service offerings within Canada, including its check supply program, the servicing of student loans, the provision of registration and related services for secured loan products and the delivery of technology solutions within the mortgage market. Co. also offers broader technology solutions in the commercial lending, small business lending and leasing area.

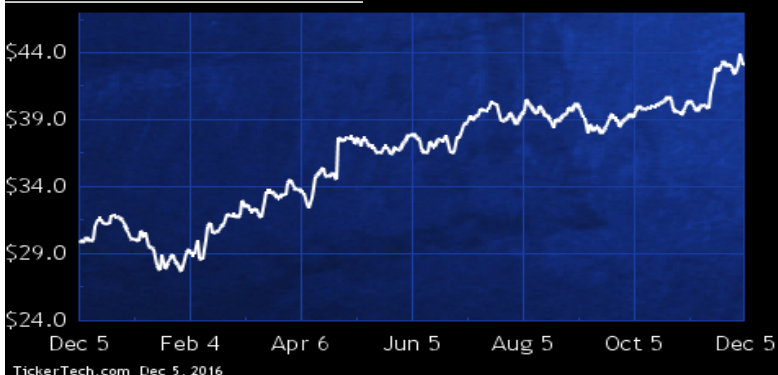
Construction

DividendRank	Symbol	Dividend	Recent Yield*
#1	TIH.CA	Q 0.72	1.67%
#2	WSP.CA	Q 1.50	3.18%
#3	ARE.CA	Q 0.46	2.99%
#4	SOX.CA	Q 0.48	8.41%
#5	BDT.CA	M 0.39	4.27%
#6	SNC.CA	Q 1.04	1.81%
#7	BAD.CA	M 0.40	1.23%
#8	RME.CA	Q 0.46	4.86%
#9	SXI.CA	A 0.01	2.30%

*(updated 7 hours, 42 minutes ago) Yield calculations vary and may not be reliable nor comparable. Not all publicly traded securities are ranked; data may be incorrect or out of date. Rankings are for informational purposes only and do not constitute investment advice. [Full disclaimer](#)

Spotlight On: TIH.CA – 1.7% Yield

Toromont Industries Ltd



Toromont Industries delivers capital equipment to a range of customers and industries. Co. operates through two business segments: the Equipment Group and CIMCO. Through its Equipment Group, Co. is engaged in the supply of mobile equipment and industrial engines and provides sales and rental solutions as well as product support through Toromont Cat, Battlefield - The Cat Rental Store and SITECH Mid-Canada Ltd. in Ontario, Newfoundland, Manitoba and most of Labrador and Nunavut, and AgWest Ltd. in Manitoba. Through CIMCO, Co. is engaged in the design, engineering, fabrication and installation of industrial and recreational refrigeration systems with operations in Canada and the U.S..

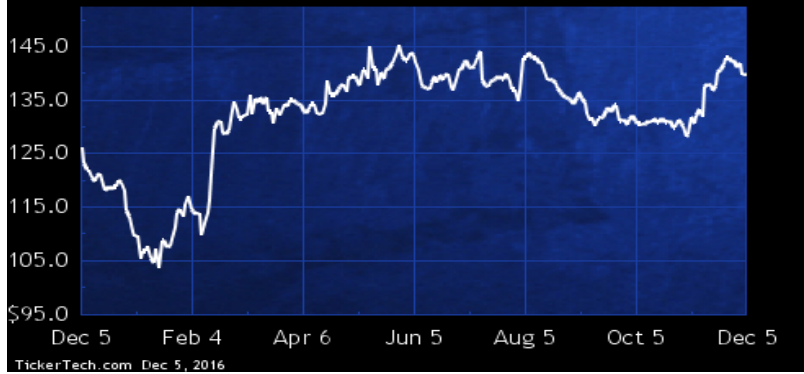
Consumer Goods

DividendRank	Symbol	Dividend	Recent Yield*
#1	CTC.A.CA	Q 2.60	1.86%
#2	PBH.CA	Q 1.52	2.26%
#3	NWC.CA	Q 1.24	4.89%
#4	SAP.CA	Q 0.60	1.30%
#5	PJC.A.CA	Q 0.48	2.26%
#6	CSW.A.CA	Q 0.84	3.72%
#7	MRU.CA	Q 0.56	1.39%
#8	QSP.UN.CA	Q 0.68	1.08%
#9	MFI.CA	Q 0.36	1.30%
#10	GSY.CA	Q 0.50	2.08%
#11	TPX.B.CA	Q 2.20	1.74%
#12	EMP.A.CA	Q 0.41	2.24%
#13	WN.CA	Q 1.76	1.58%
#14	L.CA	Q 1.04	1.50%
#15	CTC.CA	Q 2.60	1.35%

*(updated 7 hours, 42 minutes ago) Yield calculations vary and may not be reliable nor comparable. Not all publicly traded securities are ranked; data may be incorrect or out of date. Rankings are for informational purposes only and do not constitute investment advice. [Full disclaimer](#)

Spotlight On: CTC.A.CA – 1.9% Yield

Canadian Tire Corp., Ltd



Canadian Tire Corporation comprises three main business operations, which provides a range of retail goods and services. Co.'s three main business operations are: Retail, which is conducted through a number of banners, including Canadian Tire, Canadian Tire Gas (Petroleum), Mark's, PartSource, and various FGL Sports banners; CT REIT, which is a real estate investment trust engaged in owning, developing and leasing commercial properties; as well as Financial Services, which markets a range of Canadian Tire-branded credit cards, insurance and warranty products and processes credit card transactions with respect to purchases made in Canadian Tire associate stores and Petroleum outlets.

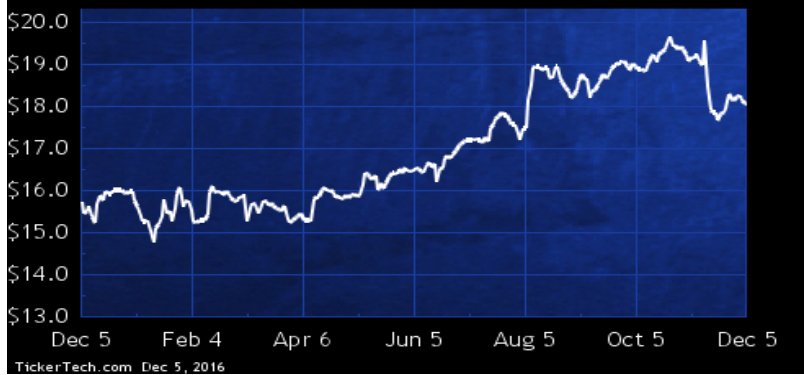
Consumer Services

DividendRank	Symbol	Dividend	Recent Yield*
#1	ECI.CA	M 0.92	5.12%
#2	AF.CA	Q 0.18	1.82%
#3	PLC.CA	M 0.46	2.79%

*(updated 7 hours, 42 minutes ago) Yield calculations vary and may not be reliable nor comparable. Not all publicly traded securities are ranked; data may be incorrect or out of date. Rankings are for informational purposes only and do not constitute investment advice. [Full disclaimer](#)

Spotlight On: ECI.CA – 5.1% Yield

EnerCare Inc



Enercare is the successor to the Consumers Waterheater Income Fund following the conversion of the Fund from an income trust to a corporate structure pursuant to a plan of arrangement under the Canada Business Corporation Act on Jan 1 2011. Co., through its wholly-owned subsidiaries, owns a portfolio of water heaters and other assets which are rented to customers across Ontario.

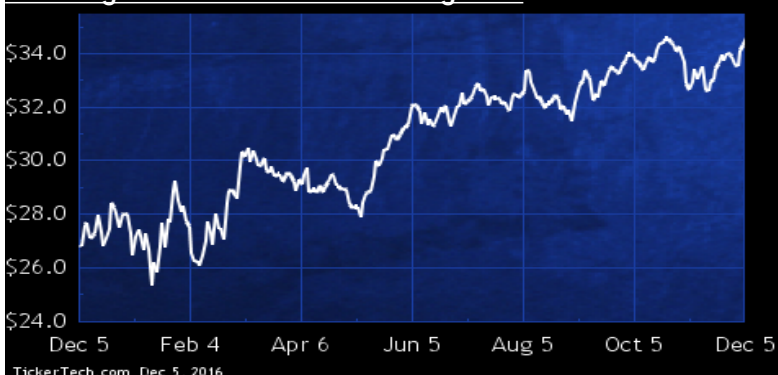
Energy

DividendRank	Symbol	Dividend	Recent Yield*
#1	ENF.CA	M 1.87	5.40%
#2	GEI.CA	Q 1.32	7.09%
#3	IPL.CA	M 1.62	5.84%
#4	PPL.CA	M 1.92	4.85%
#5	ENB.CA	Q 2.12	3.82%
#6	ALA.CA	M 2.10	6.46%
#7	KEY.CA	M 1.59	4.18%
#8	TRP.CA	Q 2.26	3.86%
#9	PEY.CA	M 1.32	3.92%
#10	VET.CA	M 2.58	4.62%
#11	PKI.CA	M 1.13	4.09%
#12	VSN.CA	M 1.00	8.17%
#13	IMO.CA	Q 0.60	1.35%
#14	CNQ.CA	Q 1.00	2.21%
#15	PSI.CA	Q 0.68	3.95%

*(updated 7 hours, 42 minutes ago) Yield calculations vary and may not be reliable nor comparable. Not all publicly traded securities are ranked; data may be incorrect or out of date. Rankings are for informational purposes only and do not constitute investment advice. [Full disclaimer](#)

Spotlight On: ENF.CA — 5.4% Yield

Enbridge Income Fund Holdings Inc



Enbridge Income Fund Holdings is a holdings company. Co.'s business is limited to ownership of its interest in Enbridge Income Fund (the Fund). The Fund has three segments: Green Power, Liquids Transportation and Storage and Alliance Canada. Green Power includes assets that produce electricity from renewable and alternative energy sources. Liquids Transportation and Storage serves customers in Western Canada and North Dakota and includes the Saskatchewan System which transports crude oil and natural gas liquids. Alliance Canada consists of the Alliance System's natural gas mainline pipeline beginning near Gordondale, Alberta and connecting to Alliance U.S. at the Canada/U.S. border.

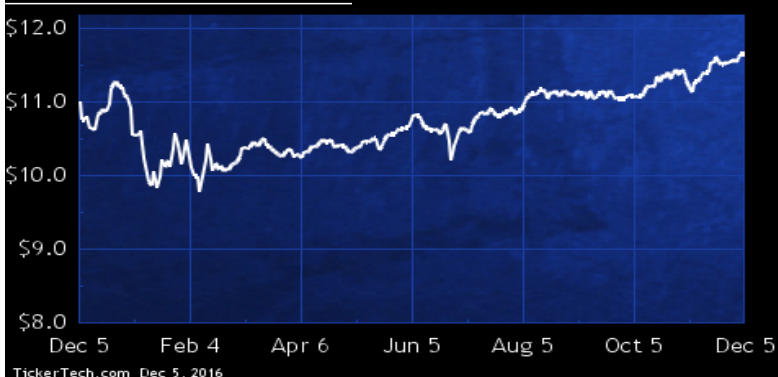
ETFs & CEFs

DividendRank	Symbol	Dividend	Recent Yield*
#1	EIT.UN.CA	M 1.20	10.29%
#2	CBO.CA	M 0.54	2.87%
#3	FFI.UN.CA	M 0.96	8.08%
#4	CLF.CA	M 0.55	2.94%
#5	RBN.UN.CA	M 0.60	6.38%
#6	BGI.UN.CA	Q 0.60	8.60%
#7	MFR.UN.CA	M 0.68	8.02%
#8	RPI.UN.CA	M 1.12	4.38%
#9	SSF.UN.CA	M 0.60	6.86%
#10	GDG.UN.CA	M 0.66	5.72%
#11	OCS.UN.CA	Q 0.70	10.15%
#12	PFD.UN.CA	M 1.50	6.81%
#13	IDR.UN.CA	M 0.78	6.68%
#14	ISL.UN.CA	M 0.50	5.54%
#15	NAF.UN.CA	Q 1.25	6.11%

*(updated 7 hours, 42 minutes ago) Yield calculations vary and may not be reliable nor comparable. Not all publicly traded securities are ranked; data may be incorrect or out of date. Rankings are for informational purposes only and do not constitute investment advice. [Full disclaimer](#)

Spotlight On: EIT.UN.CA — 10.3% Yield

Canoe EIT Income Fund



Canoe EIT Income Fund is a closed-end investment trust. The Trust's investment objectives are to maximize monthly distributions relative to risk and maximize net asset value, while maintaining and expanding a diversified investment portfolio, primarily through acquiring, investing, holding, transferring, disposing of or otherwise dealing with or in equity and debt securities of royalty and income trusts, corporations, partnerships, or other issuers and such other investments as the Manager may determine in its sole discretion from time to time. As of Dec 31 2009, total fair value of the Trust's investment portfolio was C\$1,661,584,000.

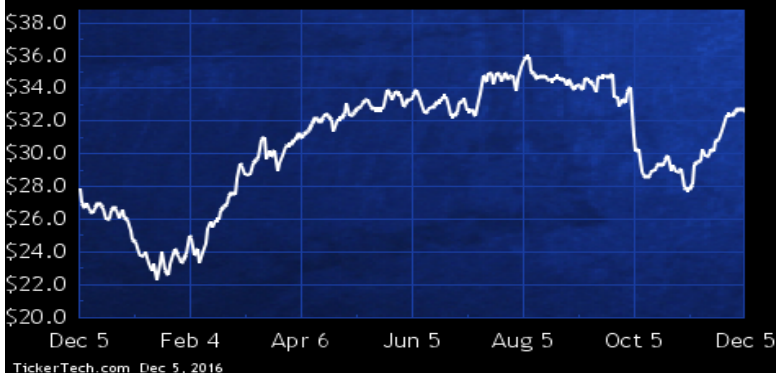
Financial

DividendRank	Symbol	Dividend	Recent Yield*
#1	MIC.CA	Q 1.76	5.40%
#2	RY.CA	Q 3.32	3.79%
#3	BNS.CA	Q 2.96	3.99%
#4	CM.CA	Q 4.84	4.47%
#5	TD.CA	Q 2.20	3.48%
#6	CIX.CA	M 1.38	5.11%
#7	PWF.CA	Q 1.57	4.67%
#8	GWO.CA	Q 1.38	3.99%
#9	NA.CA	Q 2.20	4.28%
#10	HCG.CA	Q 1.04	3.44%
#11	FN.CA	M 1.70	6.40%
#12	BMO.CA	Q 3.44	3.87%
#13	LB.CA	Q 2.40	4.44%
#14	MFC.CA	Q 0.74	3.19%
#15	AD.CA	M 1.62	7.11%

*(updated 7 hours, 42 minutes ago) Yield calculations vary and may not be reliable nor comparable. Not all publicly traded securities are ranked; data may be incorrect or out of date. Rankings are for informational purposes only and do not constitute investment advice. [Full disclaimer](#)

Spotlight On: MIC.CA – 5.4% Yield

Genworth MI Canada Inc



Genworth MI Canada is a private sector residential mortgage insurer engaged in providing mortgage default insurance. Co. underwrites mortgage insurance for residential properties in all provinces and territories of Canada.

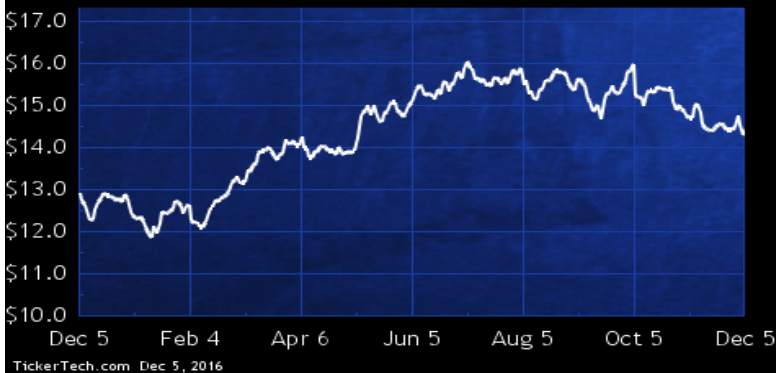
Healthcare

DividendRank	Symbol	Dividend	Recent Yield*
#1	CSH.UN.CA	M 0.56	3.89%
#2	SIA.CA	M 0.90	5.71%
#3	DR.CA	M 1.12	6.55%
#4	EXE.CA	M 0.48	4.99%

*(updated 7 hours, 42 minutes ago) Yield calculations vary and may not be reliable nor comparable. Not all publicly traded securities are ranked; data may be incorrect or out of date. Rankings are for informational purposes only and do not constitute investment advice. [Full disclaimer](#)

Spotlight On: CSH.UN.CA – 3.9% Yield

Chartwell Retirement Residences



Chartwell Retirement Residences is an unincorporated open-ended trust created to indirectly acquire and hold 100% of the outstanding Class A Master LP Units and 100% of the common shares of Chartwell Master Care Corporation. As of Dec 31 2009, Co.'s portfolio of seniors housing communities owned, leased or managed on behalf of others consisted of interests in 29,244 suites in 229 communities which are operating, under construction or in various stages of development. In addition, Co.'s portfolio of owned and leased communities consisted of interests in 23,167 suites in 181 communities.

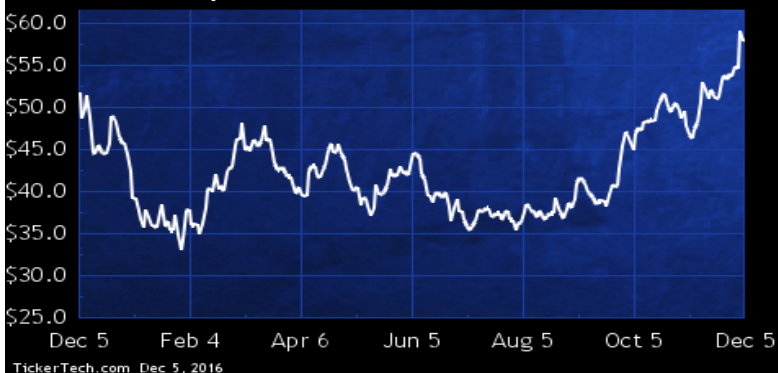
Industrial

DividendRank	Symbol	Dividend	Recent	Yield*
#1	MX.CA	Q 1.10		1.90%
#2	FTT.CA	Q 0.73		2.71%
#3	CAE.CA	Q 0.32		1.64%
#4	AFN.CA	M 2.40		4.40%
#5	XTC.CA	Q 0.28		2.76%
#6	CWX.CA	Q 0.56		9.86%
#7	MAL.CA	Q 0.26		1.36%
#8	SIS.CA	Q 0.26		2.52%
#9	RCH.CA	Q 0.21		0.81%
#10	VLN.CA	Q 0.40		2.32%

*(updated 7 hours, 42 minutes ago) Yield calculations vary and may not be reliable nor comparable. Not all publicly traded securities are ranked; data may be incorrect or out of date. Rankings are for informational purposes only and do not constitute investment advice. [Full disclaimer](#)

Spotlight On: MX.CA — 1.9% Yield

Methanex Corp



Methanex is a producer and supplier of methanol to the international markets of Asia Pacific, North America, Europe and South America. Co.'s operations consist of the production and sale of methanol, a commodity chemical.

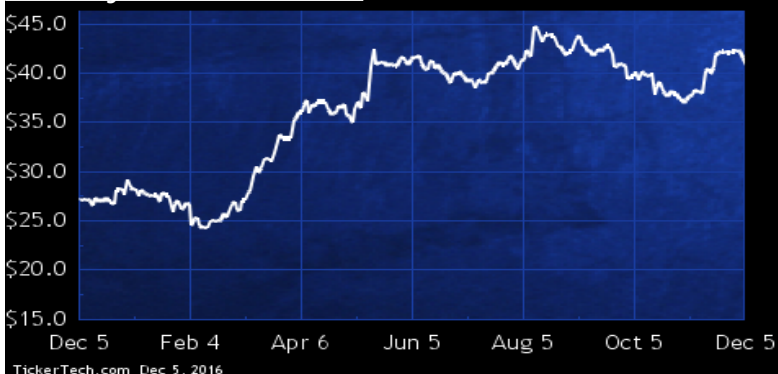
Manufacturing

DividendRank	Symbol	Dividend	Recent	Yield*
#1	NFI.CA	M 2.85		6.95%
#2	MG.CA	Q 1.00		1.79%
#3	DII.B.CA	Q 1.20		3.19%
#4	ET.CA	Q 0.72		4.14%
#5	LNR.CA	Q 0.40		0.73%
#6	GIL.CA	Q 0.31		0.85%
#7	WJX.CA	Q 1.00		4.06%
#8	MRE.CA	Q 0.12		1.57%
#9	VCM.CA	Q 0.22		2.38%
#10	CMI.CA	Q 0.05		5.00%

*(updated 7 hours, 42 minutes ago) Yield calculations vary and may not be reliable nor comparable. Not all publicly traded securities are ranked; data may be incorrect or out of date. Rankings are for informational purposes only and do not constitute investment advice. [Full disclaimer](#)

Spotlight On: NFI.CA — 7.0% Yield

New Flyer Industries Inc



New Flyer Industries is engaged in the manufacturing of heavy-duty transit buses and the provision of aftermarket parts and supports in the United States and Canada. Co. has two operating segments: Bus Manufacturing Operations and Aftermarket Operations. The Bus Manufacturing Operations segment designs, manufactures and sells heavy-duty transit buses of various body lengths with diverse propulsion systems. The Aftermarket Operations segment supports all post-sale activities, including parts distribution, field services, support documentation and training.

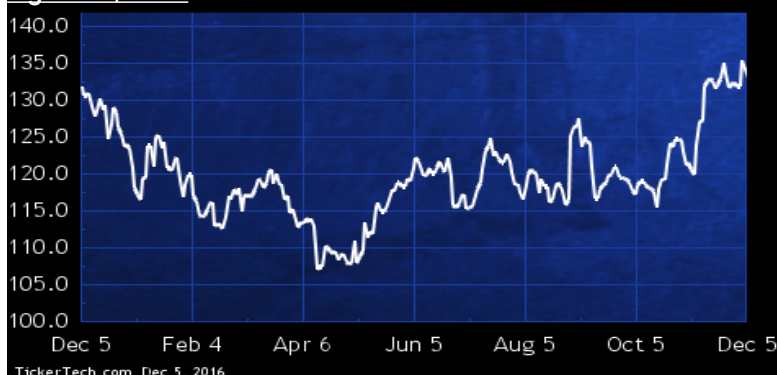
Materials

DividendRank	Symbol	Dividend	Recent Yield*
#1	AGU.CA	Q 3.50	2.63%
#2	UFS.CA	Q 1.66	3.22%
#3	ADN.CA	Q 1.00	5.72%
#4	OSB.CA	Q 0.40	1.19%
#5	POT.CA	Q 0.40	1.67%
#6	SXP.CA	Q 0.24	4.62%
#7	CCL.B.CA	Q 2.00	0.87%
#8	SJ.CA	Q 0.40	0.90%
#9	BOS.CA	Q 0.26	2.37%
#10	WEF.CA	Q 0.08	4.33%
#11	HWD.CA	Q 0.25	1.44%
#12	KPT.CA	Q 0.72	4.52%
#13	WPK.CA	Q 0.12	0.26%
#14	CAS.CA	Q 0.16	1.34%
#15	WFT.CA	Q 0.28	0.59%

*(updated 7 hours, 42 minutes ago) Yield calculations vary and may not be reliable nor comparable. Not all publicly traded securities are ranked; data may be incorrect or out of date. Rankings are for informational purposes only and do not constitute investment advice. [Full disclaimer](#)

Spotlight On: AGU.CA – 2.6% Yield

Agrium, Inc.



Agrium is a retailer of agricultural products and services in the U.S., Canada, Australia, Argentina, Brazil, Chile and Uruguay and a producer and wholesale marketer of nutrients for agricultural and industrial markets. Co. reported its business through two business units, Retail, which operates in North and South America and Australia, providing crop inputs and services directly to farmers; and Wholesale, which operates in North and South America and Europe, and produces, markets and distributes all major crop nutrients for agricultural and industrial customers both domestically and around the world.

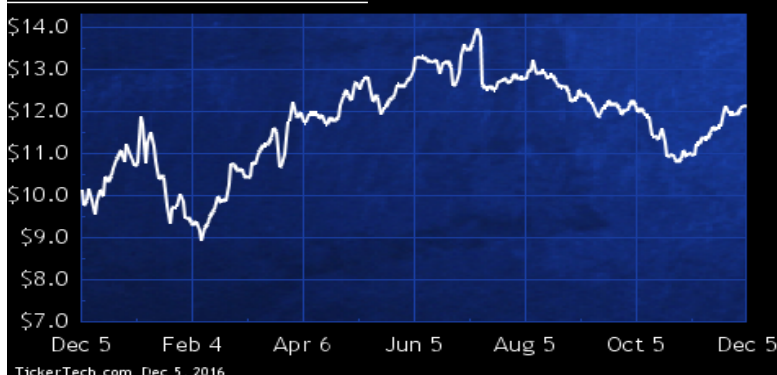
Media

DividendRank	Symbol	Dividend	Recent Yield*
#1	CJR.B.CA	M 1.14	9.40%
#2	AIM.CA	Q 0.80	9.45%
#3	TCL.A.CA	Q 0.74	3.99%
#4	CCA.CA	Q 1.72	2.70%
#5	CGO.CA	Q 1.36	2.51%
#6	TRI.CA	Q 1.36	2.36%
#7	NCC.A.CA	S 0.20	1.87%
#8	TS.B.CA	Q 0.10	5.69%
#9	QBR.B.CA	Q 0.18	0.51%
#10	RAY.A.CA	Q 0.16	1.91%
#11	SAT.CA	Q 0.08	6.90%

*(updated 7 hours, 42 minutes ago) Yield calculations vary and may not be reliable nor comparable. Not all publicly traded securities are ranked; data may be incorrect or out of date. Rankings are for informational purposes only and do not constitute investment advice. [Full disclaimer](#)

Spotlight On: CJR.B.CA – 9.4% Yield

Corus Entertainment Inc



Corus Entertainment operates through two operating segments. The Television segment is comprised of specialty television networks, pay television services, three television stations and the Corus content business, which consists of the production and distribution of films and television programs, merchandise licensing, publishing and animation software. The Radio segment is comprised of 39 radio stations, situated primarily in urban centers in English Canada, with a focus on the area of Southern Ontario. Co.'s multimedia entertainment brands include: ABC Spark; Cartoon Network (Canada); Disney Channel (Canada), Nickelodeon (Canada); and OWN: Oprah Winfrey Network (Canada).

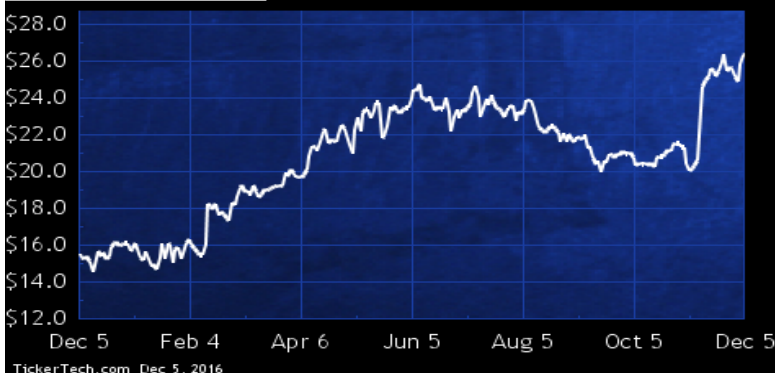
Metals & Mining

DividendRank	Symbol	Dividend	Recent Yield*
#1	RUS.CA	Q 1.52	5.76%
#2	CCO.CA	Q 0.40	3.20%
#3	FNV.CA	Q 0.88	1.14%
#4	LUC.CA	Q 0.06	1.80%
#5	LIF.CA	Q 1.00	5.59%
#6	THO.CA	M 0.24	1.81%
#7	NSU.CA	Q 0.16	3.81%
#8	PSK.CA	M 0.72	2.21%
#9	DDC.CA	S 0.40	3.09%
#10	OR.CA	Q 0.16	1.21%
#11	CEE.CA	S 0.04	1.83%
#12	PFB.CA	Q 0.28	3.21%
#13	G.CA	Q 0.08	0.44%
#14	YRI.CA	Q 0.02	0.50%
#15	APY.CA	S 0.08	7.62%

*(updated 7 hours, 42 minutes ago) Yield calculations vary and may not be reliable nor comparable. Not all publicly traded securities are ranked; data may be incorrect or out of date. Rankings are for informational purposes only and do not constitute investment advice. [Full disclaimer](#)

Spotlight On: RUS.CA — 5.8% Yield

Russel Metals Inc.



Russel Metals is a metals distribution company operating in various locations within North America. Co. primarily distributes steel and other metal products in three principal business segments: metals service centers, energy products, and steel distribution. Co.'s network of metals service centers carry a line of metal products in a range of sizes, shapes and specifications. Co.'s energy products operations carry a product line focused on the needs of its energy industry customers. Co.'s steel distributors act as master distributors, selling steel to other metals service centers and equipment manufacturers.

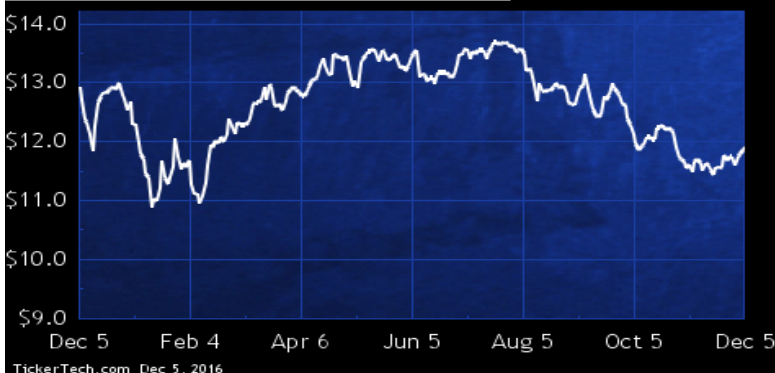
Real Estate

DividendRank	Symbol	Dividend	Recent Yield*
#1	AX.UN.CA	M 1.08	9.07%
#2	HR.UN.CA	M 1.35	6.17%
#3	REI.UN.CA	M 1.41	5.25%
#4	CUF.UN.CA	M 1.47	10.43%
#5	DRG.UN.CA	M 0.80	8.72%
#6	AP.UN.CA	M 1.50	4.33%
#7	SRU.UN.CA	M 1.70	5.42%
#8	REF.UN.CA	M 1.83	4.07%
#9	CAR.UN.CA	M 1.25	4.10%
#10	BEI.UN.CA	M 2.25	4.83%
#11	FCR.CA	Q 0.86	4.28%
#12	D.UN.CA	M 1.50	8.21%
#13	INO.UN.CA	M 0.82	8.96%
#14	DIR.UN.CA	M 0.70	8.88%
#15	MST.UN.CA	M 0.55	3.05%

*(updated 7 hours, 42 minutes ago) Yield calculations vary and may not be reliable nor comparable. Not all publicly traded securities are ranked; data may be incorrect or out of date. Rankings are for informational purposes only and do not constitute investment advice. [Full disclaimer](#)

Spotlight On: AX.UN.CA — 9.1% Yield

Artis Real Estate Investment Trust



Artis Real Estate Investment Trust is an open-end real estate investment trust. The purpose of Co. is directly, or indirectly, own, manage, lease and (where appropriate) develop retail, industrial and office properties in Canada and the United States. Co.'s investment objective is to acquire and maintain a growing portfolio of properties with stable cash distributions. Co.'s primary objective is to maximize total returns to its unitholders. Returns include a stable, reliable and tax efficient monthly cash distribution as well as long-term appreciation in the value of Co.'s units.

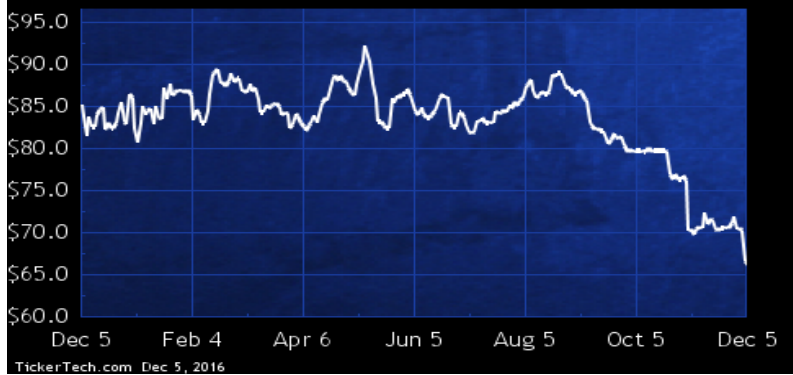
Technology

DividendRank	Symbol	Dividend	Recent Yield*
#1	MDA.CA	Q 1.48	2.24%
#2	ENGH.CA	Q 0.56	1.07%
#3	CMG.CA	Q 0.40	4.56%
#4	MDF.CA	Q 0.40	2.10%
#5	SVC.CA	Q 0.07	2.39%
#6	PUR.CA	Q 0.12	2.45%
#7	HPS.A.CA	Q 0.24	4.18%
#8	TCS.CA	Q 0.18	1.76%
#9	WIN.CA	Q 0.05	2.75%
#10	RC.CA	Q 0.08	1.73%

*(updated 7 hours, 42 minutes ago) Yield calculations vary and may not be reliable nor comparable. Not all publicly traded securities are ranked; data may be incorrect or out of date. Rankings are for informational purposes only and do not constitute investment advice. [Full disclaimer](#)

Spotlight On: MDA.CA – 2.2% Yield

MacDonald Dettwiler & Associates Ltd.



MacDonald, Dettwiler and Associates is engaged in the provision of information solutions that capture and process large amounts of data, produce essential information, and improve the decision making and operational performance of business and government organizations worldwide. Co.'s business is focused on information solutions for market sectors which offer repeat business potential, principally the surveillance and intelligence sector and the communication sector. In addition, Co. conducts a broad range of customer funded advanced technology development for various other market sectors.

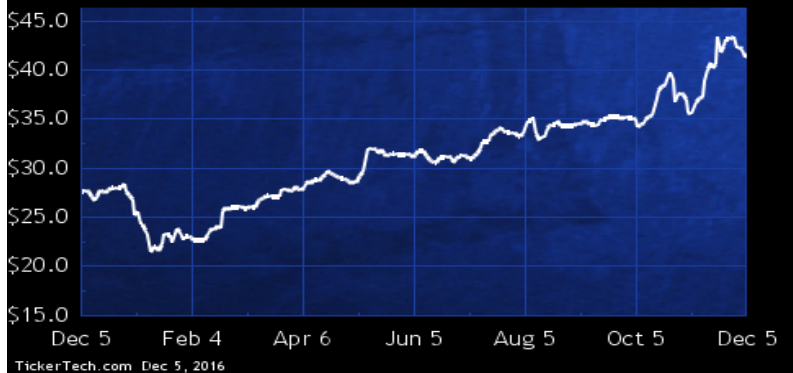
Transportation

DividendRank	Symbol	Dividend	Recent Yield*
#1	EIF.CA	M 2.10	5.03%
#2	WJA.CA	Q 0.56	2.68%
#3	CNR.CA	Q 1.50	1.68%
#4	CP.CA	Q 2.00	1.00%
#5	TFI.CA	Q 0.68	1.97%
#6	CKI.CA	Q 0.40	4.33%
#7	WTE.CA	Q 0.64	2.32%
#8	CHR.CA	M 0.48	7.27%
#9	CJT.CA	Q 0.70	1.42%
#10	STB.CA	M 0.44	5.62%
#11	ALC.CA	Q 0.28	2.34%
#12	LGT.B.CA	Q 0.33	0.93%

*(updated 7 hours, 42 minutes ago) Yield calculations vary and may not be reliable nor comparable. Not all publicly traded securities are ranked; data may be incorrect or out of date. Rankings are for informational purposes only and do not constitute investment advice. [Full disclaimer](#)

Spotlight On: EIF.CA – 5.0% Yield

Exchange Income Corp



Exchange Income, through its subsidiaries, is engaged in providing products and services in two business segments: Aviation and Manufacturing. Co.'s Aviation segment provides airline services to communities in Manitoba, Ontario and Nunavut and also provides aircraft and engine aftermarket parts to regional airline operators around the world. The Aviation segment also includes the operations of Co.'s subsidiary, Provincial Aerospace Ltd., which provides airline services in eastern Canada. Co.'s Manufacturing segment consists of specialty metal manufacturers in markets throughout Canada and the U.S.

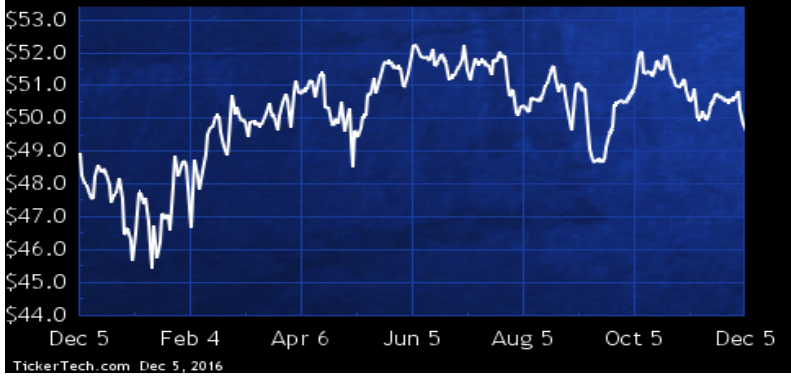
Travel & Entertainment

DividendRank	Symbol	Dividend	Recent Yield*
#1	CGX.CA	M 1.62	3.27%
#2	PZA.CA	M 0.86	5.31%
#3	SRV.UN.CA	M 1.14	8.19%
#4	AW.UN.CA	M 1.60	4.48%
#5	BPF.UN.CA	M 1.38	6.29%
#6	KEG.UN.CA	M 1.10	5.41%
#7	QSR.CA	Q 0.68	1.07%
#8	GH.CA	M 0.69	6.50%
#9	CARA.CA	Q 0.41	1.67%
#10	DIV.CA	M 0.22	9.19%
#11	MTY.CA	Q 0.46	0.92%
#12	PBL.CA	Q 0.12	1.46%
#13	HLC.CA	Q 0.14	2.76%
#14	IRG.CA	Q 0.09	2.78%

*(updated 7 hours, 42 minutes ago) Yield calculations vary and may not be reliable nor comparable. Not all publicly traded securities are ranked; data may be incorrect or out of date. Rankings are for informational purposes only and do not constitute investment advice. [Full disclaimer](#)

Spotlight On: CGX.CA — 3.3% Yield

Cineplex Inc.



Cineplex is an entertainment company engaged in the business of film entertainment and content (including theatrical exhibition, food services, alternative programming, and the online sale of entertainment content), media (including Cineplex Media and Cineplex Digital Media), and amusement gaming and leisure (including Cineplex Starburst Inc., The Rec Room and World Gaming Network Limited Partnership). As of Dec 31 2015, Co. owned, leased or had a joint venture interest in 162 theatres with 1,655 screens. Co. operates theatres under the following theatre brands, among others: Cineplex Odeon, SilverCity, Galaxy Cinemas, Scotiabank Theatres, Cineplex Cinemas and Cineplex VIP Cinemas.

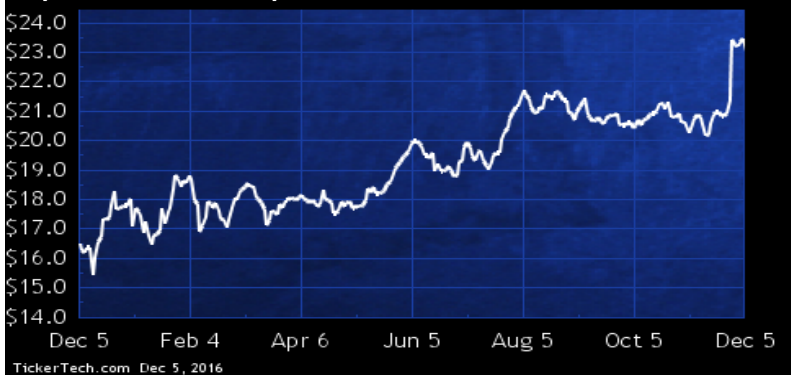
Utilities

DividendRank	Symbol	Dividend	Recent Yield*
#1	CPX.CA	Q 1.56	6.77%
#2	T.CA	Q 1.92	4.57%
#3	BCE.CA	Q 2.73	4.76%
#4	EMA.CA	Q 2.09	4.73%
#5	CU.CA	Q 1.30	3.71%
#6	FTS.CA	Q 1.60	4.00%
#7	H.CA	Q 0.84	3.69%
#8	INE.CA	Q 0.64	4.65%
#9	NPI.CA	M 1.08	4.99%
#10	AQN.CA	Q 0.42	3.81%
#11	VNR.CA	Q 1.12	5.46%
#12	RNW.CA	M 0.88	6.39%
#13	PEG.CA	Q 1.63	6.30%
#14	SPB.CA	M 0.72	5.75%
#15	ACO.X.CA	Q 1.14	2.66%

*(updated 7 hours, 42 minutes ago) Yield calculations vary and may not be reliable nor comparable. Not all publicly traded securities are ranked; data may be incorrect or out of date. Rankings are for informational purposes only and do not constitute investment advice. [Full disclaimer](#)

Spotlight On: CPX.CA — 6.8% Yield

Capital Power Corp



Capital Power is engaged in the building, owning and operating of power plants and managing its related electricity and natural gas portfolios by undertaking trading and marketing activities within Canada and the United States.



Canada Stock Channel

"Educating U.S. Investors About Canadian Stocks"