

February, 2019 – *DividendRank* Report

<http://www.canadastockchannel.com/>

History has shown that the bulk of the stock market's returns are delivered by dividends. Only consistently profitable companies can afford to keep paying dividends, so profitability is of critical importance. And investors shouldn't pay too expensive a price to buy a stock, even if the company itself is strong. So therefore, dividend investors should be most interested in researching the strongest most profitable companies, that also happen to be trading at an attractive valuation.

Each month, Canada Stock Channel screens through our coverage universe of dividend paying Canadian stocks, to look at a variety of data – dividend history & yield, book value, quarterly earnings – and compare it to the stock's trading data to come up with certain calculations about profitability and about the stock's valuation (whether we think it looks "cheap" or "expensive"). Our proprietary *DividendRank* formula ranks stocks within the following 18 sectors/categories, to identify the top most "interesting" ideas that merit further research.

Business Services & Equipment

Construction

Consumer Goods

Consumer Services

Energy

ETFs & CEFs

Financial

Healthcare

Industrial

Manufacturing

Materials

Media

Metals & Mining

Real Estate

Technology

Transportation

Travel & Entertainment

Utilities

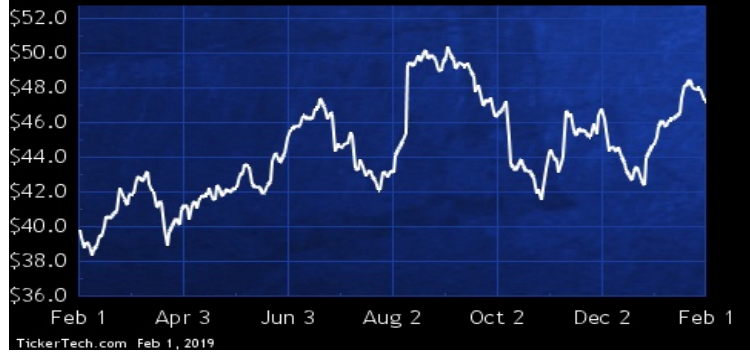
BUSINESS SERVICES & EQUIPMENT

DividendRank	Symbol	Dividend	Recent Yield*
#1	RBA.CA	Q 0.72	2.02%
#2	MSI.CA	M 0.78	2.95%
#3	STN.CA	Q 0.55	1.76%
#4	FSV.CA	Q 0.54	0.67%
#5	CWL.CA	Q 0.09	6.98%
#6	BYD.UN.CA	M 0.54	0.46%
#7	IAM.CA	Q 0.12	5.41%
#8	HNL.CA	Q 0.08	4.32%
#9	CGY.CA	Q 1.12	3.67%
#10	ERE.UN.CA	Q 0.35	8.27%
#11	SVI.CA	Q 0.01	0.39%

* (updated 7 hours, 15 minutes ago) Yield calculations vary and may not be reliable nor comparable. Not all publicly traded securities are ranked; data may be incorrect or out of date. Rankings are for informational purposes only and do not constitute investment advice. [Full disclaimer](#)

SPOTLIGHT ON: RBA.CA – 2.0% YIELD

Ritchie Bros Auctioneers Inc



Ritchie Bros Auctioneers is a holding company engaged in asset management and disposition of used industrial equipment and other assets. Co. sells used equipment for its customers through live, unreserved auctions, which are simulcast online to reach a global bidding audience. Through its unreserved auctions, online marketplaces, and private brokerage services, Co. sells a range of used and unused equipment, including earthmoving equipment, truck trailers, government surplus, oil and gas equipment and other industrial assets. Co.'s customers participate in a variety of sectors, including heavy construction, transportation, agriculture, energy, and mining.

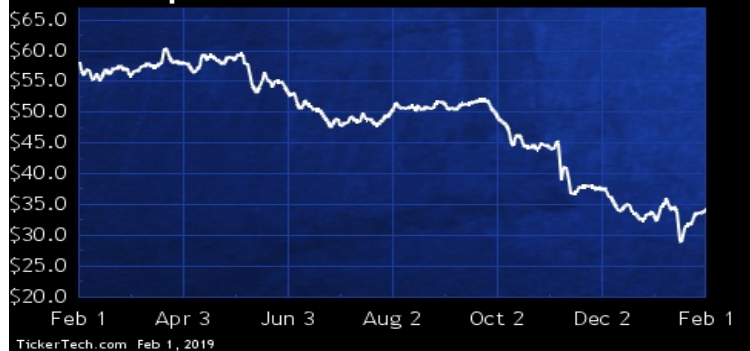
CONSTRUCTION

DividendRank	Symbol	Dividend	Recent Yield*
#1	NFI.CA	Q 1.50	4.36%
#2	SNC.CA	Q 1.15	3.14%
#3	TIH.CA	Q 0.92	1.58%
#4	BAD.CA	M 0.54	1.54%
#5	WSP.CA	Q 1.50	2.22%
#6	RME.CA	Q 0.49	5.59%
#7	ARE.CA	Q 0.50	2.74%
#8	SOX.CA	Q 0.48	8.84%
#9	BDT.CA	M 0.39	6.12%

* (updated 7 hours, 13 minutes ago) Yield calculations vary and may not be reliable nor comparable. Not all publicly traded securities are ranked; data may be incorrect or out of date. Rankings are for informational purposes only and do not constitute investment advice. [Full disclaimer](#)

SPOTLIGHT ON: NFI.CA – 4.4% YIELD

NFI Group Inc



NFI Group is engaged in the manufacturing of heavy-duty transit buses and the provision of aftermarket parts and supports in the United States and Canada. Co. has two operating segments: Bus Manufacturing Operations and Aftermarket Operations. The Bus Manufacturing Operations segment designs, manufactures and sells heavy-duty transit buses of various body lengths with diverse propulsion systems. The Aftermarket Operations segment supports all post-sale activities, including parts distribution, field services, support documentation and training.

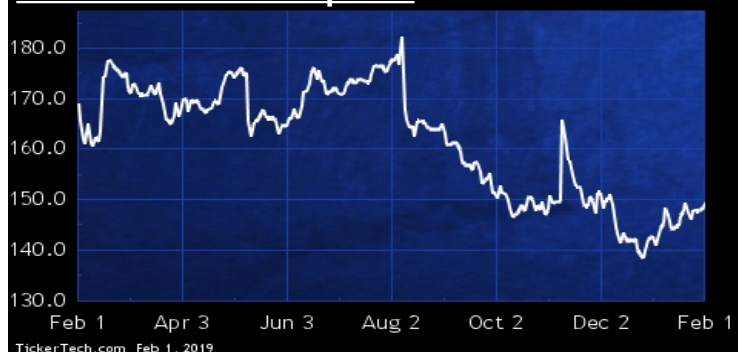
CONSUMER GOODS

DividendRank	Symbol	Dividend	Recent Yield*
#1	CTC.A.CA	Q 4.15	2.78%
#2	QSP.UN.CA	Q 2.00	3.25%
#3	PBH.CA	Q 1.90	2.45%
#4	MRU.CA	Q 0.80	1.67%
#5	LNF.CA	Q 0.56	3.89%
#6	NWC.CA	Q 1.28	4.11%
#7	SAP.CA	Q 0.66	1.71%
#8	MFL.CA	Q 0.52	1.78%
#9	WN.CA	Q 2.06	2.16%
#10	CTC.CA	Q 4.15	1.80%
#11	CERV.CA	Q 0.40	3.02%
#12	GSY.CA	Q 0.90	2.16%
#13	ZZZ.CA	Q 0.74	3.57%
#14	HLF.CA	Q 0.58	7.75%
#15	TPX.B.CA	Q 2.17	2.43%

* (updated 7 hours, 15 minutes ago) Yield calculations vary and may not be reliable nor comparable. Not all publicly traded securities are ranked; data may be incorrect or out of date. Rankings are for informational purposes only and do not constitute investment advice. [Full disclaimer](#)

SPOTLIGHT ON: CTC.A.CA – 2.8% YIELD

Canadian Tire Corp Ltd



Canadian Tire Corporation comprises three main business operations, which provides a range of retail goods and services. Co.'s three main business operations are: Retail, which is conducted through a number of banners, including Canadian Tire, Canadian Tire Gas (Petroleum), Mark's, PartSource, and various FGL Sports banners; CT REIT, which is a real estate investment trust engaged in owning, developing and leasing commercial properties; as well as Financial Services, which markets a range of Canadian Tire-branded credit cards, insurance and warranty products and processes credit card transactions with respect to purchases made in Canadian Tire associate stores and Petroleum outlets.

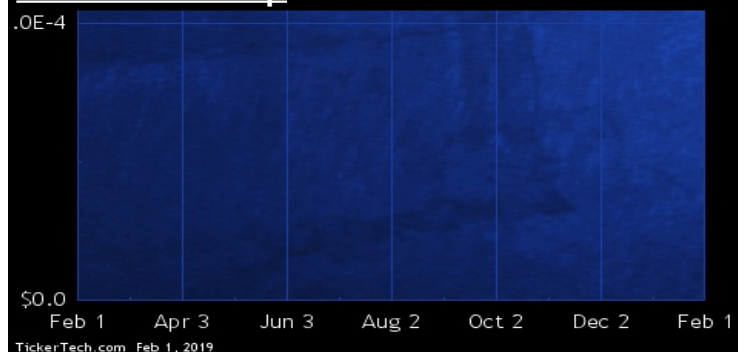
CONSUMER SERVICES

DividendRank	Symbol	Dividend	Recent Yield*
#1	PLC.CA	M 0.46	1.87%

* (updated 7 hours, 13 minutes ago) Yield calculations vary and may not be reliable nor comparable. Not all publicly traded securities are ranked; data may be incorrect or out of date. Rankings are for informational purposes only and do not constitute investment advice. [Full disclaimer](#)

SPOTLIGHT ON: PLC.CA – 1.9% YIELD

Park Lawn Corp



Park Lawn is an unincorporated open-ended limited purpose trust company. Co., through its subsidiaries, Park Lawn Limited Partnership and Park Lawn Management Services Inc., owns and operates six cemeteries in the Greater Toronto Area. These cemeteries are: Park Lawn Cemetery, Riverside Cemetery & Crematorium, Sanctuary Park Cemetery, Westminster Cemetery, Crematorium & Mausoleum, Forest Lawn Crematorium & Mausoleum, and Hillcrest Cemetery. The cemeteries and crematoria offer products and services associated with cremation, burial rights and services. Co., through its subsidiary, Bloorpark Developments Inc., also develops the Kingsway Condominium project on Bloor Street West.

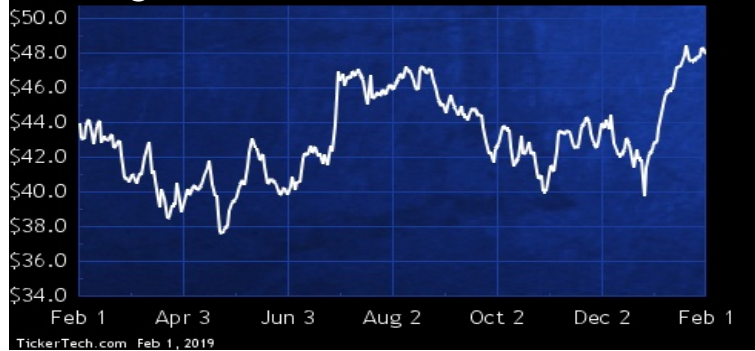
ENERGY

DividendRank	Symbol	Dividend	Recent Yield*
#1	ENB.CA	Q 2.95	6.15%
#2	IPL.CA	M 1.71	8.10%
#3	VET.CA	M 2.76	8.57%
#4	TRP.CA	Q 2.76	4.94%
#5	PPL.CA	M 2.28	4.87%
#6	WCP.CA	M 0.32	7.31%
#7	CNQ.CA	Q 1.34	3.80%
#8	KEY.CA	M 1.80	6.45%
#9	TOG.CA	M 0.26	5.59%
#10	ALA.CA	M 0.96	7.14%
#11	SU.CA	Q 1.44	3.40%
#12	PKI.CA	M 1.17	3.12%
#13	IMO.CA	Q 0.76	2.04%
#14	GEI.CA	Q 1.32	6.63%
#15	PSI.CA	Q 0.72	3.48%

* (updated 7 hours, 15 minutes ago) Yield calculations vary and may not be reliable nor comparable. Not all publicly traded securities are ranked; data may be incorrect or out of date. Rankings are for informational purposes only and do not constitute investment advice. [Full disclaimer](#)

SPOTLIGHT ON: ENB.CA – 6.2% YIELD

Enbridge Inc



Enbridge is an energy transportation and distribution company. Co. conducts its business through five business segments: Liquids Pipelines, which consists of common carrier and contract pipelines that transport crude oil, natural gas liquids and refined products and terminals; Gas Transmission and Midstream, which consists of investments in natural gas pipelines and gathering and processing facilities; Gas Distribution, which consists of natural gas utility operations; Green Power and Transmission, which consists of Co.'s investments in renewable energy assets and transmission facilities; and Energy Services, which undertakes physical commodity marketing activity and logistical services.

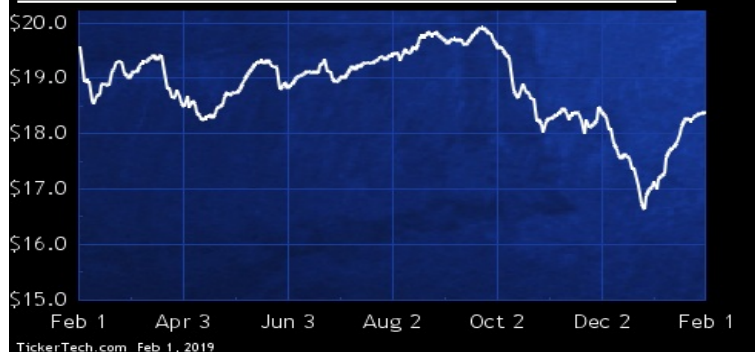
ETFs & CEFS

DividendRank	Symbol	Dividend	Recent Yield*
#1	ZWB.CA	M 1.02	5.55%
#2	ZWE.CA	M 1.38	7.13%
#3	EIT.UN.CA	M 1.20	11.00%
#4	ZPR.CA	M 0.52	5.11%
#5	HPR.CA	M 0.39	4.69%
#6	XDV.CA	M 1.09	4.58%
#7	ZDY.CA	M 0.96	3.13%
#8	ZHY.CA	M 0.80	5.99%
#9	ZWH.CA	M 1.20	6.03%
#10	ZMU.CA	M 0.54	3.76%
#11	ZCN.CA	Q 0.64	3.04%
#12	VCN.CA	Q 0.83	2.62%
#13	VAB.CA	M 0.88	3.52%
#14	ZWU.CA	M 0.84	6.55%
#15	ZIC.CA	M 0.70	3.80%

* (updated 7 hours, 13 minutes ago) Yield calculations vary and may not be reliable nor comparable. Not all publicly traded securities are ranked; data may be incorrect or out of date. Rankings are for informational purposes only and do not constitute investment advice. [Full disclaimer](#)

SPOTLIGHT ON: ZWB.CA – 5.5% YIELD

BMO Covered Call Canadian Banks ETF



BMO Covered Call Canadian Banks is an exchange-traded fund established as an open-ended trust. The Trust's objective is to provide exposure to the performance of a portfolio of Canadian banks and monthly distributions while mitigating downside risk.

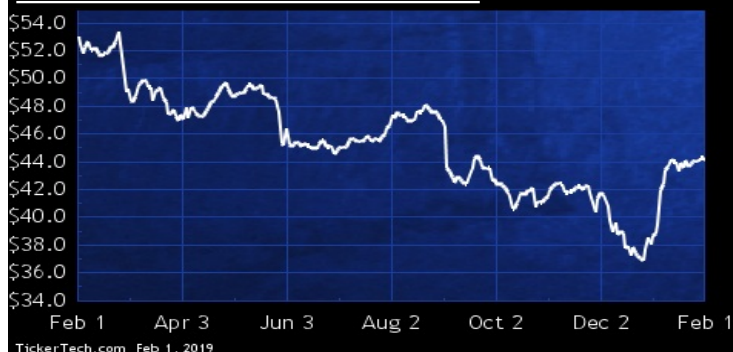
FINANCIAL

DividendRank	Symbol	Dividend	Recent Yield*
#1	LB.CA	Q 2.60	5.89%
#2	POW.CA	Q 1.53	5.85%
#3	PWF.CA	Q 1.73	6.42%
#4	BMO.CA	Q 4.00	4.16%
#5	MIC.CA	Q 2.04	4.56%
#6	MFC.CA	Q 1.00	4.74%
#7	RY.CA	Q 3.92	3.92%
#8	BNS.CA	Q 3.40	4.55%
#9	TD.CA	Q 2.68	3.62%
#10	CM.CA	Q 5.44	4.88%
#11	NA.CA	Q 2.60	4.21%
#12	GWO.CA	Q 1.56	5.52%
#13	IAG.CA	Q 1.66	3.40%
#14	SLF.CA	Q 2.00	4.22%
#15	CWB.CA	Q 1.04	3.54%

* (updated 7 hours, 13 minutes ago) Yield calculations vary and may not be reliable nor comparable. Not all publicly traded securities are ranked; data may be incorrect or out of date. Rankings are for informational purposes only and do not constitute investment advice. [Full disclaimer](#)

SPOTLIGHT ON: LB.CA — 5.9% YIELD

Laurentian Bank of Canada



Laurentian Bank of Canada and its subsidiaries provide banking services to individuals and small and medium-sized enterprises, and to independent advisors across Canada, and operate as a brokerage firm. Co. has three segments: Personal & Commercial, which provides a range of savings, investment and financing products; B2B Bank, which supplies banking and financial products to financial advisors and non-bank financial institutions; and Laurentian Bank Securities and Capital Markets, which consists of the Laurentian Bank Securities Inc. subsidiary, a broker, and Co.'s capital market activities.

HEALTHCARE

DividendRank	Symbol	Dividend	Recent Yield*
#1	CSH.UN.CA	M 0.59	4.01%
#2	SIA.CA	M 0.92	5.31%
#3	DR.CA	M 1.12	6.51%
#4	EXE.CA	M 0.48	6.58%

* (updated 7 hours, 15 minutes ago) Yield calculations vary and may not be reliable nor comparable. Not all publicly traded securities are ranked; data may be incorrect or out of date. Rankings are for informational purposes only and do not constitute investment advice. [Full disclaimer](#)

SPOTLIGHT ON: CSH.UN.CA — 4.0% YIELD

Chartwell Retirement Residences



Chartwell Retirement Residences is an unincorporated open-ended trust created to indirectly acquire and hold 100% of the outstanding Class A Master LP Units and 100% of the common shares of Chartwell Master Care Corporation. As of Dec 31 2009, Co.'s portfolio of seniors housing communities owned, leased or managed on behalf of others consisted of interests in 29,244 suites in 229 communities which are operating, under construction or in various stages of development. In addition, Co.'s portfolio of owned and leased communities consisted of interests in 23,167 suites in 181 communities.

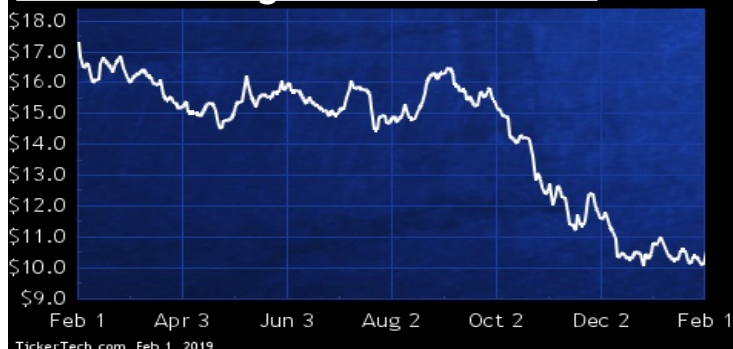
INDUSTRIAL

DividendRank	Symbol	Dividend	Recent Yield*
#1	CHE.UN.CA	M 1.20	11.32%
#2	AFN.CA	M 2.40	4.77%
#3	FTT.CA	Q 0.80	3.21%
#4	MX.CA	Q 1.32	1.84%
#5	CAE.CA	Q 0.40	1.43%
#6	RCH.CA	Q 0.25	1.08%
#7	SIS.CA	M 0.42	2.90%
#8	MAL.CA	Q 0.40	2.54%
#9	CWX.CA	Q 0.56	11.09%
#10	VLN.CA	Q 0.12	1.08%

* (updated 7 hours, 15 minutes ago) Yield calculations vary and may not be reliable nor comparable. Not all publicly traded securities are ranked; data may be incorrect or out of date. Rankings are for informational purposes only and do not constitute investment advice. [Full disclaimer](#)

SPOTLIGHT ON: CHE.UN.CA – 11.3% YIELD

Chemtrade Logistics Income Fund



Chemtrade Logistics Income Fund is a limited purpose trust engaged in manufacturing and marketing a portfolio of industrial chemicals. The Fund operates in four business segments: Sulphur Products and Performance Chemicals, Pulp Chemicals, International and Corporate.

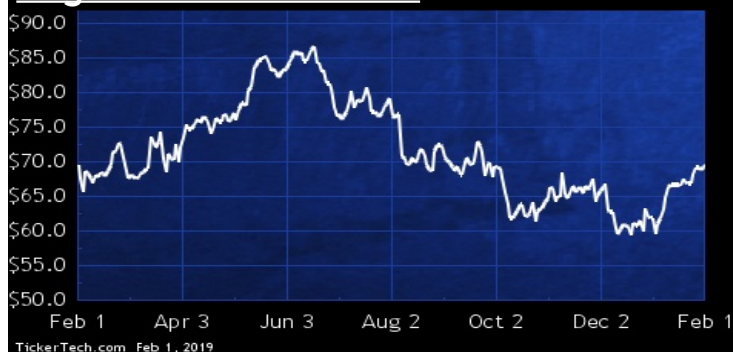
MANUFACTURING

DividendRank	Symbol	Dividend	Recent Yield*
#1	MG.CA	Q 1.75	2.51%
#2	GIL.CA	Q 0.59	1.33%
#3	MRE.CA	Q 0.18	1.43%
#4	ET.CA	Q 0.72	4.46%
#5	LNR.CA	Q 0.48	0.94%
#6	DII.B.CA	Q 1.20	9.76%
#7	WJX.CA	Q 1.00	5.24%
#8	CMI.CA	Q 0.05	4.00%
#9	VCM.CA	Q 0.22	2.46%
#10	HLS.CA	Q 0.20	1.46%

* (updated 7 hours, 15 minutes ago) Yield calculations vary and may not be reliable nor comparable. Not all publicly traded securities are ranked; data may be incorrect or out of date. Rankings are for informational purposes only and do not constitute investment advice. [Full disclaimer](#)

SPOTLIGHT ON: MG.CA – 2.5% YIELD

Magna International Inc



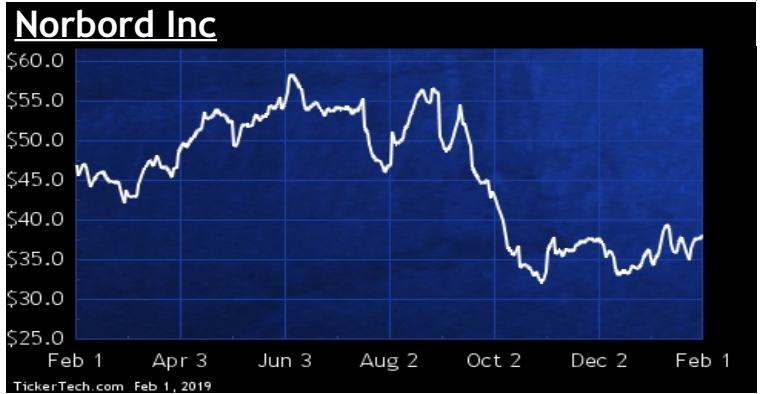
Magna is a global automotive supplier whose product capabilities include producing body, chassis, exterior, seating, powertrain, electronic, vision, closure and roof systems and modules, as well as vehicle engineering and contract manufacturing. Co.'s operations are segmented on a geographic basis. Co.'s segments consist of North America, Europe, Asia and Rest of World.

MATERIALS

DividendRank	Symbol	Dividend	Recent Yield*
#1	OSB.CA	Q 2.40	6.32%
#2	WFT.CA	Q 0.80	1.02%
#3	UFS.CA	Q 1.74	3.73%
#4	CFX.CA	Q 0.25	1.35%
#5	SJ.CA	Q 0.48	1.13%
#6	SXP.CA	Q 0.26	10.12%
#7	ADN.CA	Q 1.13	6.43%
#8	WEF.CA	Q 0.09	4.48%
#9	HDI.CA	Q 0.32	2.61%
#10	KPT.CA	Q 0.72	8.29%
#11	ITP.CA	Q 0.56	3.77%
#12	CAS.CA	Q 0.16	1.60%
#13	CCL.B.CA	Q 0.52	0.94%
#14	WPK.CA	Q 0.12	0.26%
#15	BOS.CA	Q 0.28	3.34%

* (updated 7 hours, 13 minutes ago) Yield calculations vary and may not be reliable nor comparable. Not all publicly traded securities are ranked; data may be incorrect or out of date. Rankings are for informational purposes only and do not constitute investment advice. [Full disclaimer](#)

SPOTLIGHT ON: OSB.CA — 6.3% YIELD



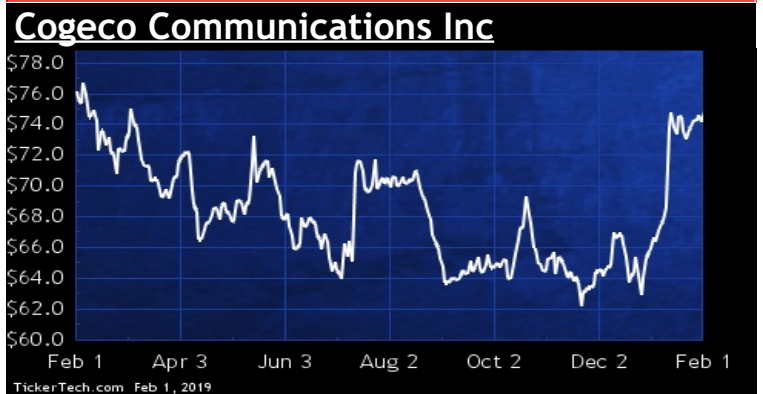
Norbord is a producer of wood-based panels with 17 plant locations in the U.S., Europe and Canada.

MEDIA

DividendRank	Symbol	Dividend	Recent Yield*
#1	CCA.CA	Q 2.10	2.80%
#2	TCL.A.CA	Q 0.84	4.01%
#3	CGO.CA	Q 1.72	2.55%
#4	RAY.A.CA	Q 0.24	3.73%
#5	TS.B.CA	Q 0.10	12.99%
#6	SAT.CA	Q 0.02	15.38%

* (updated 7 hours, 15 minutes ago) Yield calculations vary and may not be reliable nor comparable. Not all publicly traded securities are ranked; data may be incorrect or out of date. Rankings are for informational purposes only and do not constitute investment advice. [Full disclaimer](#)

SPOTLIGHT ON: CCA.CA — 2.8% YIELD



Cogeco Communications is a communications corporation. Co. provides its residential and business customers with video, Internet and telephony services through its two-way broadband fibre networks. Co. has three operating segments: the Canadian and American cable services segments, which provide a range of video, Internet and telephony services primarily to residential customers; and the Enterprise data services segment provides colocation, network connectivity, managed hosting, cloud services and a portfolio of managed information technology services in Canada, the U.S. and Europe to small, medium and large enterprises around the globe.

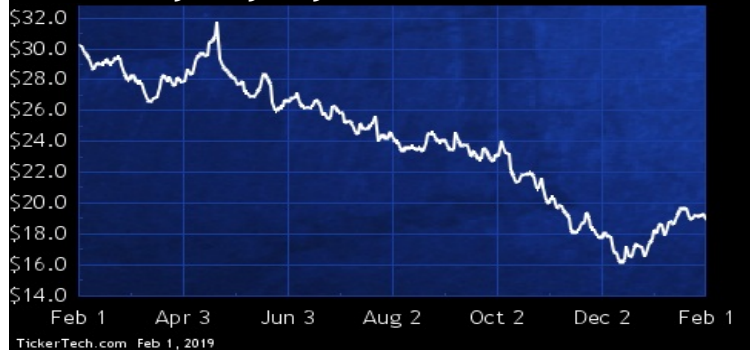
METALS & MINING

DividendRank	Symbol	Dividend	Recent Yield*
#1	PSK.CA	M 0.78	4.11%
#2	RUS.CA	Q 1.52	6.54%
#3	WPM.CA	Q 0.36	1.74%
#4	LIF.CA	Q 1.00	3.30%
#5	FNV.CA	Q 1.29	1.26%
#6	AFCC.CA	M 0.21	12.07%
#7	OGC.CA	S 0.05	1.07%
#8	LUN.CA	Q 0.12	2.00%
#9	KL.CA	Q 0.16	0.38%
#10	MPVD.CA	Q 0.16	10.19%
#11	AEM.CA	Q 0.59	1.02%
#12	LUC.CA	Q 0.10	5.99%
#13	CEE.CA	S 0.05	2.45%
#14	OR.CA	Q 0.20	1.56%
#15	AGI.CA	S 0.02	0.46%

* (updated 7 hours, 15 minutes ago) Yield calculations vary and may not be reliable nor comparable. Not all publicly traded securities are ranked; data may be incorrect or out of date. Rankings are for informational purposes only and do not constitute investment advice. [Full disclaimer](#)

SPOTLIGHT ON: PSK.CA — 4.1% YIELD

PrairieSky Royalty Ltd



PrairieSky Royalty is engaged on leasing oil and gas fee lands and acquiring additional lands or interests, in each case to generate royalties.

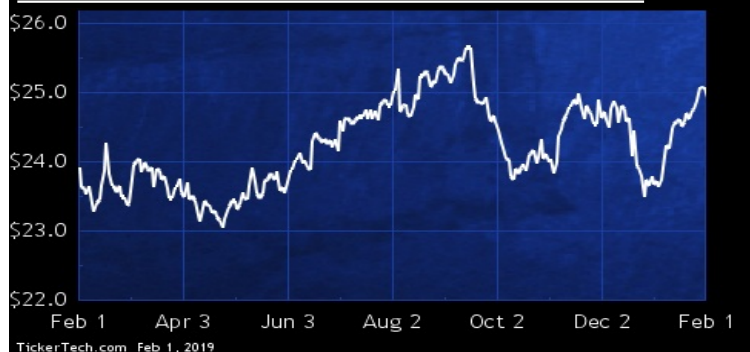
REAL ESTATE

DividendRank	Symbol	Dividend	Recent Yield*
#1	REI.UN.CA	M 1.44	5.78%
#2	AP.UN.CA	M 1.60	3.38%
#3	HR.UN.CA	M 1.38	6.22%
#4	SRU.UN.CA	M 1.80	5.41%
#5	CHP.UN.CA	M 0.74	5.78%
#6	DRG.UN.CA	M 0.80	6.17%
#7	CRT.UN.CA	M 0.76	5.92%
#8	DIR.UN.CA	M 0.70	6.48%
#9	CUF.UN.CA	M 0.72	6.17%
#10	FCR.CA	Q 0.86	4.19%
#11	INO.UN.CA	M 0.82	8.26%
#12	CAR.UN.CA	M 1.33	2.84%
#13	AX.UN.CA	M 0.54	5.29%
#14	SMU.UN.CA	M 0.52	5.03%
#15	KMP.UN.CA	M 0.64	3.82%

* (updated 7 hours, 13 minutes ago) Yield calculations vary and may not be reliable nor comparable. Not all publicly traded securities are ranked; data may be incorrect or out of date. Rankings are for informational purposes only and do not constitute investment advice. [Full disclaimer](#)

SPOTLIGHT ON: REI.UN.CA — 5.8% YIELD

RioCan Real Estate Investment Trust



RioCan Real Estate Investment Trust is a real estate investment trust. Co. is engaged in owning, developing and operating retail real estate, mixed use and office real estate. As of Dec 31 2009, Co. owned and managed a portfolio of Canadian shopping centres, with ownership interests in a portfolio of 258 retail properties, including 12 under development, containing an aggregate of over 61.7 million square feet. Co.'s Canadian portfolio of properties is concentrated around Canada's urban markets. Co. also owns properties in secondary markets, such as Kingston, Ontario and Quebec City, Quebec.

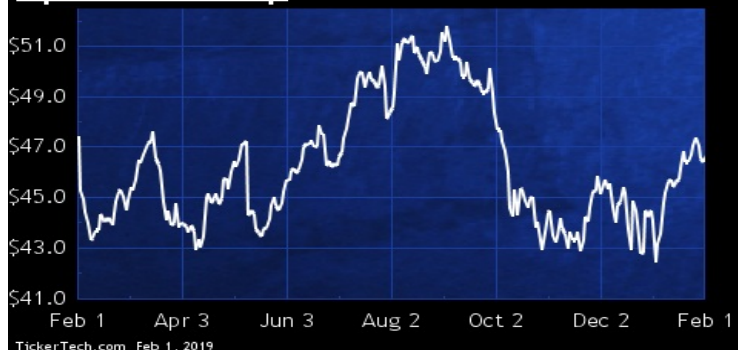
TECHNOLOGY

DividendRank	Symbol	Dividend	Recent Yield*
#1	OTEX.CA	Q 0.81	1.73%
#2	CSU.CA	Q 5.35	0.55%
#3	CMG.CA	Q 0.40	5.87%
#4	MDF.CA	Q 0.40	3.86%
#5	TCS.CA	Q 0.22	2.07%
#6	QTRH.CA	Q 0.05	3.94%
#7	ONEX.CA	Q 0.35	0.47%
#8	HPS.A.CA	Q 0.24	3.99%
#9	PTG.CA	Q 0.16	16.16%
#10	MAXR.CA	Q 1.48	20.05%

* (updated 7 hours, 15 minutes ago) Yield calculations vary and may not be reliable nor comparable. Not all publicly traded securities are ranked; data may be incorrect or out of date. Rankings are for informational purposes only and do not constitute investment advice. [Full disclaimer](#)

SPOTLIGHT ON: OTEX.CA – 1.7% YIELD

Open Text Corp



Open Text develops enterprise software to support businesses in becoming digital businesses and governments in becoming digital governments. Co. provides software through on-premises solutions, cloud solutions or a combination of both. Co.'s enterprise information management offerings include: content services, which helps organizations connect content to their Digital Business; Digital Process Automation, which simplifies and streamlines processes from front office to back office with automation, artificial intelligence and ready access to enterprise information; Customer Experience Management; Discovery; Business Network; and Analytics.

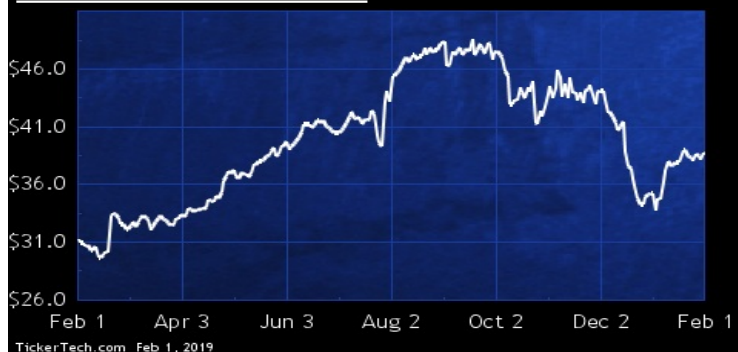
TRANSPORTATION

DividendRank	Symbol	Dividend	Recent Yield*
#1	TFII.CA	Q 0.96	2.48%
#2	EIF.CA	M 2.19	7.53%
#3	CHR.CA	M 0.48	6.76%
#4	ALC.CA	Q 0.40	2.84%
#5	CJT.CA	Q 0.85	1.11%
#6	WTE.CA	Q 0.64	2.93%
#7	WJA.CA	Q 0.56	2.79%
#8	CP.CA	Q 2.60	0.97%
#9	LGT.B.CA	Q 0.40	0.95%

* (updated 7 hours, 13 minutes ago) Yield calculations vary and may not be reliable nor comparable. Not all publicly traded securities are ranked; data may be incorrect or out of date. Rankings are for informational purposes only and do not constitute investment advice. [Full disclaimer](#)

SPOTLIGHT ON: TFII.CA – 2.5% YIELD

TFI International Inc



TFI International is involved in the provision of transportation and logistics services across Canada and the U.S. Co.'s business segments include: Package and Courier, which is involved in the pickup, transport and delivery of items across North America; Less-Than-Truckload, which is involved in the pickup, consolidation, transport and delivery of smaller loads; Truckload, which is involved in full loads carried directly from the customer to the destination, including expedited transportation, flatbed, container and dedicated services; and Logistics, which is involved in the provision of a range of logistics services.

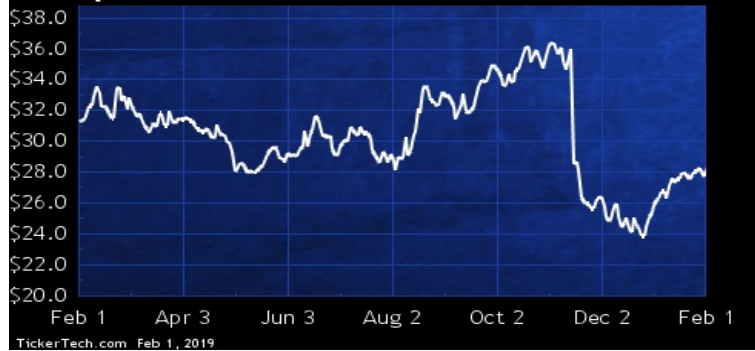
TRAVEL & ENTERTAINMENT

DividendRank	Symbol	Dividend	Recent Yield*
#1	CGX.CA	M 1.74	6.12%
#2	QSR.CA	Q 2.00	2.43%
#3	PZA.CA	M 0.86	8.56%
#4	BPF.UN.CA	M 1.38	8.23%
#5	AW.UN.CA	M 1.72	4.75%
#6	SRV.UN.CA	M 1.26	8.18%
#7	KEG.UN.CA	M 1.14	6.88%
#8	GH.CA	M 0.69	6.98%
#9	RECP.CA	Q 0.43	1.56%
#10	DIV.CA	M 0.22	7.29%
#11	PBL.CA	Q 0.12	0.51%
#12	HLC.CA	Q 0.14	2.18%
#13	SPS.A.CA	S 0.60	4.62%

* (updated 7 hours, 13 minutes ago) Yield calculations vary and may not be reliable nor comparable. Not all publicly traded securities are ranked; data may be incorrect or out of date. Rankings are for informational purposes only and do not constitute investment advice. [Full disclaimer](#)

SPOTLIGHT ON: CGX.CA – 6.1% YIELD

Cineplex Inc



Cineplex is an entertainment company engaged in the business of film entertainment and content (including theatrical exhibition, food services, alternative programming, and the online sale of entertainment content), media (including Cineplex Media and Cineplex Digital Media), and amusement gaming and leisure (including Cineplex Starburst Inc., The Rec Room and World Gaming Network Limited Partnership). Co. owned, leased or had a joint venture interest in 162 theatres with 1,655 screens. Co. operates theatres under the following theatre brands, among others: Cineplex Odeon, SilverCity, Galaxy Cinemas, Scotiabank Theatres, Cineplex Cinemas and Cineplex VIP Cinemas.

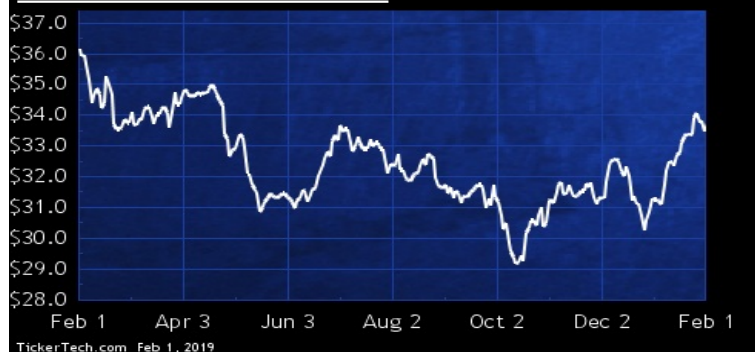
UTILITIES

DividendRank	Symbol	Dividend	Recent Yield*
#1	CU.CA	Q 1.69	5.01%
#2	EMA.CA	Q 2.35	5.11%
#3	CPX.CA	Q 1.79	6.22%
#4	BCE.CA	Q 3.02	5.29%
#5	FTS.CA	Q 1.80	3.84%
#6	NPI.CA	M 1.20	5.03%
#7	T.CA	Q 2.18	4.74%
#8	AQN.CA	Q 0.67	4.63%
#9	RNW.CA	M 0.94	8.06%
#10	H.CA	Q 0.92	4.47%
#11	INE.CA	Q 0.68	4.73%
#12	SPB.CA	M 0.72	6.63%
#13	VNR.CA	Q 1.20	5.79%
#14	ACO.X.CA	Q 1.62	3.90%
#15	BLX.CA	Q 0.66	3.53%

* (updated 7 hours, 15 minutes ago) Yield calculations vary and may not be reliable nor comparable. Not all publicly traded securities are ranked; data may be incorrect or out of date. Rankings are for informational purposes only and do not constitute investment advice. [Full disclaimer](#)

SPOTLIGHT ON: CU.CA – 5.0% YIELD

Canadian Utilities Ltd



Canadian Utilities is an ATCO Ltd. company. The Structures and Logistics Business Unit provides workforce housing, modular facilities, construction, site support services, and logistics and operations management. The Electricity Business Unit provides power generation, electricity distribution and transmission, and related infrastructure services. The Pipelines and Liquids Business Unit provides complementary products and services that enable them to deliver natural gas transmission and distribution services, energy storage, and industrial water solutions to customers. ATCOenergy provides retail, commercial and industrial electricity and natural gas service in Alberta.



 **Canada Stock Channel**

"Educating U.S. Investors About Canadian Stocks"