

February, 2021 – *DividendRank* Report

<http://www.canadastockchannel.com/>

History has shown that the bulk of the stock market's returns are delivered by dividends. Only consistently profitable companies can afford to keep paying dividends, so profitability is of critical importance. And investors shouldn't pay too expensive a price to buy a stock, even if the company itself is strong. So therefore, dividend investors should be most interested in researching the strongest most profitable companies, that also happen to be trading at an attractive valuation.

Each month, Canada Stock Channel screens through our coverage universe of dividend paying Canadian stocks, to look at a variety of data – dividend history & yield, book value, quarterly earnings – and compare it to the stock's trading data to come up with certain calculations about profitability and about the stock's valuation (whether we think it looks "cheap" or "expensive"). Our proprietary *DividendRank* formula ranks stocks within the following 18 sectors/categories, to identify the top most "interesting" ideas that merit further research.

Business Services & Equipment

Construction

Consumer Goods

Consumer Services

Energy

ETFs & CEFs

Financial

Healthcare

Industrial

Manufacturing

Materials

Media

Metals & Mining

Real Estate

Technology

Transportation

Travel & Entertainment

Utilities

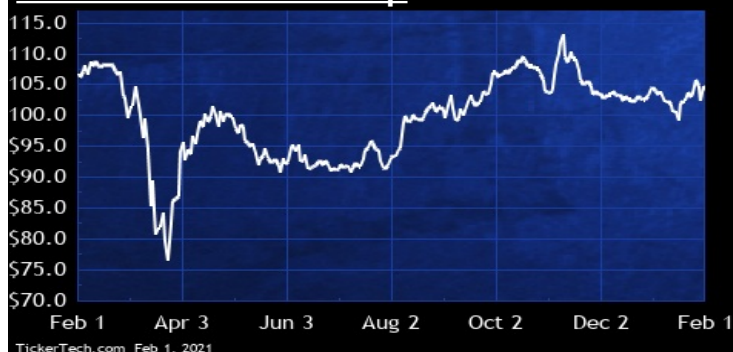
BUSINESS SERVICES & EQUIPMENT

DividendRank	Symbol	Dividend	Recent Yield*
#1	TRI.CA	Q 1.99	1.91%
#2	STN.CA	Q 0.62	1.37%
#3	RBA.CA	Q 0.88	1.50%
#4	MSI.CA	M 0.78	2.49%
#5	DXT.CA	Q 0.30	5.00%
#6	KBL.CA	M 1.20	3.33%
#7	WJX.CA	Q 1.00	5.26%
#8	BYD.CA	Q 0.56	0.24%
#9	CGY.CA	Q 1.12	1.88%

* (updated 7 hours, 15 minutes ago) Yield calculations vary and may not be reliable nor comparable. Not all publicly traded securities are ranked; data may be incorrect or out of date. Rankings are for informational purposes only and do not constitute investment advice. [Full disclaimer](#)

SPOTLIGHT ON: TRI.CA – 1.9% YIELD

Thomson Reuters Corp



Thomson Reuters provides source of news and information. Co. operates three business: Financial & Risk, a provider of news, information and analytics, enabling transactions and connecting communities of trading, investment, financial and corporate professionals, as well as a provider of regulatory and operational risk management solutions; Legal, a provider of online and print information, decision tools, software and services that support legal, investigation, business and government professionals; and Tax & Accounting, a provider of integrated tax compliance and accounting information, software and services for professionals in accounting firms, corporations, law firms and government.

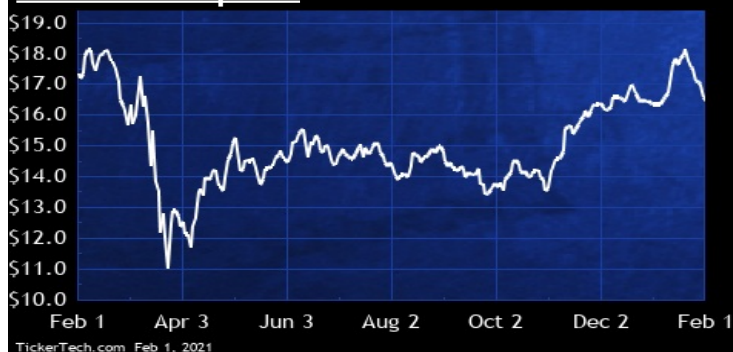
CONSTRUCTION

DividendRank	Symbol	Dividend	Recent Yield*
#1	ARE.CA	Q 0.64	3.88%
#2	TIH.CA	Q 1.24	1.44%
#3	BAD.CA	M 0.60	1.61%
#4	NFI.CA	Q 0.85	3.02%
#5	WSP.CA	Q 1.50	1.26%
#6	BDT.CA	M 0.39	4.76%
#7	SNC.CA	Q 0.08	0.38%

* (updated 7 hours, 15 minutes ago) Yield calculations vary and may not be reliable nor comparable. Not all publicly traded securities are ranked; data may be incorrect or out of date. Rankings are for informational purposes only and do not constitute investment advice. [Full disclaimer](#)

SPOTLIGHT ON: ARE.CA – 3.9% YIELD

Aecon Group Inc



Aecon Group is a construction and infrastructure development company. Co. has two segments: Construction, which includes various aspects of the construction of both public and private infrastructure, mainly in Canada, and on a selected basis, internationally and focuses on civil infrastructure, urban transportation systems, nuclear power infrastructure, utility infrastructure, and industrial infrastructure; and Concessions, which includes the development, financing, build and operation of construction projects by way of public-private partnership contract structures, as well as integrating the services of various project participants and harnessing the strengths and capabilities of Co.

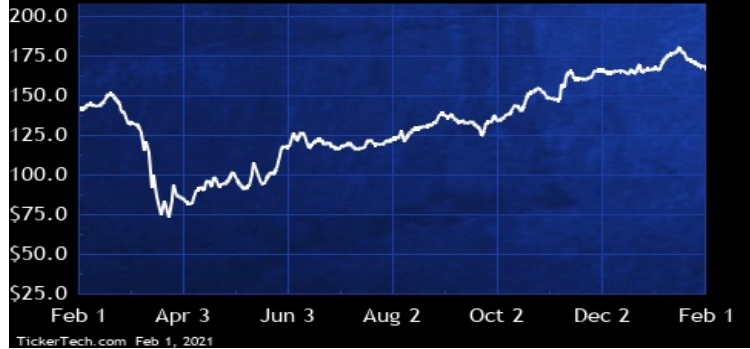
CONSUMER GOODS

DividendRank	Symbol	Dividend	Recent Yield*
#1	CTC.A.CA	Q 4.70	2.83%
#2	NWC.CA	Q 1.44	4.45%
#3	LNF.CA	Q 0.64	3.11%
#4	WN.CA	Q 2.20	2.38%
#5	PBH.CA	Q 2.31	2.21%
#6	MRU.CA	Q 1.00	1.81%
#7	L.CA	Q 1.34	2.17%
#8	MFL.CA	Q 0.64	2.56%
#9	SAP.CA	Q 0.70	2.09%
#10	CTC.CA	Q 4.70	2.32%
#11	GDL.CA	A 0.25	3.13%
#12	JWEL.CA	Q 0.50	1.39%
#13	EMP.A.CA	Q 0.52	1.47%
#14	GBT.CA	S 0.30	2.76%
#15	RSI.CA	Q 0.36	6.61%

* (updated 7 hours, 15 minutes ago) Yield calculations vary and may not be reliable nor comparable. Not all publicly traded securities are ranked; data may be incorrect or out of date. Rankings are for informational purposes only and do not constitute investment advice. [Full disclaimer](#)

SPOTLIGHT ON: CTC.A.CA – 2.8% YIELD

Canadian Tire Corp Ltd



Canadian Tire operates through three segments: Retail, which comprises Canadian Tire, SportChek, Sports Experts, National Sports, Pro Hockey Life, Atmosphere, Mark's, PartSource, Gas+, Helly Hansen and Party City and includes the Consumer Brands division which supports the retail banners in the development and acquisition of owned brands and products; Financial Services, which provides financial and other ancillary products and services, including credit cards, in-store financing, insurance products, and retail and broker deposits; and CT REIT, which comprises CT Real Estate Investment Trust, which is engaged in owning, developing and leasing real estate properties across Canada.

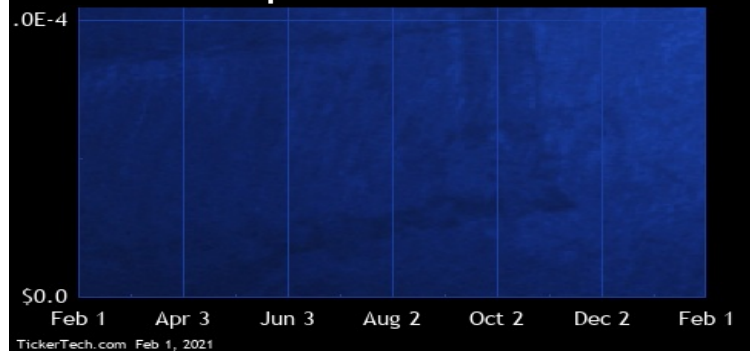
CONSUMER SERVICES

DividendRank	Symbol	Dividend	Recent Yield*
#1	PLC.CA	M 0.46	1.48%

* (updated 7 hours, 15 minutes ago) Yield calculations vary and may not be reliable nor comparable. Not all publicly traded securities are ranked; data may be incorrect or out of date. Rankings are for informational purposes only and do not constitute investment advice. [Full disclaimer](#)

SPOTLIGHT ON: PLC.CA – 1.5% YIELD

Park Lawn Corp



Park Lawn is an unincorporated open-ended limited purpose trust company. Co., through its subsidiaries, Park Lawn Limited Partnership and Park Lawn Management Services Inc., owns and operates six cemeteries in the Greater Toronto Area. These cemeteries are: Park Lawn Cemetery, Riverside Cemetery & Crematorium, Sanctuary Park Cemetery, Westminster Cemetery, Crematorium & Mausoleum, Forest Lawn Crematorium & Mausoleum, and Hillcrest Cemetery. The cemeteries and crematoria offer products and services associated with cremation, burial rights and services. Co., through its subsidiary, Bloorpark Developments Inc., also develops the Kingsway Condominium project on Bloor Street West.

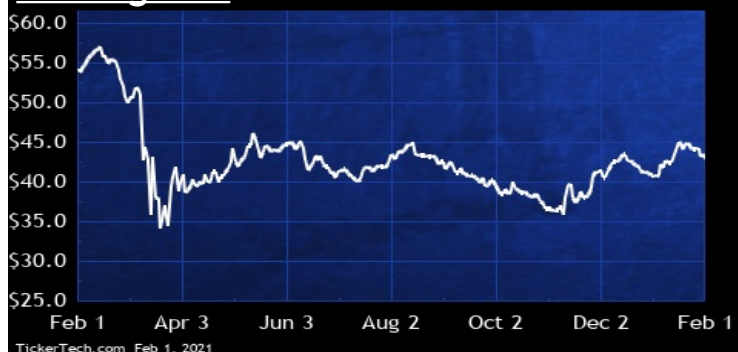
ENERGY

DividendRank	Symbol	Dividend	Recent Yield*
#1	ENB.CA	Q 3.34	7.77%
#2	PPL.CA	M 2.52	7.49%
#3	CNQ.CA	Q 1.70	5.88%
#4	TRP.CA	Q 3.24	5.91%
#5	IMO.CA	Q 0.88	3.62%
#6	KEY.CA	M 1.92	7.99%
#7	PKI.CA	M 1.21	3.17%
#8	GEI.CA	Q 1.36	7.02%
#9	TOU.CA	Q 0.56	3.07%
#10	SU.CA	Q 0.84	3.93%
#11	ARX.CA	Q 0.24	4.06%
#12	TWM.CA	Q 0.04	4.49%
#13	CNE.CA	Q 0.21	5.71%
#14	IPL.CA	M 0.48	3.74%
#15	WCP.CA	M 0.17	3.73%

* (updated 7 hours, 15 minutes ago) Yield calculations vary and may not be reliable nor comparable. Not all publicly traded securities are ranked; data may be incorrect or out of date. Rankings are for informational purposes only and do not constitute investment advice. [Full disclaimer](#)

SPOTLIGHT ON: ENB.CA – 7.8% YIELD

Enbridge Inc



Enbridge conducts its business in five segments: Liquids Pipelines, which consists of pipelines and related terminals that transport grades of crude oil and other liquid hydrocarbons; Gas Transmission and Midstream, which consists of investments in natural gas pipelines and gathering and processing facilities; Gas Distribution and Storage, which consists of natural gas utility operations, and natural gas distribution activities; Renewable Power Generation, which consists of investments in wind and solar power generating assets; and Energy Services, which undertake physical commodity marketing activity and logistical services to manage Co.'s volume commitments on various pipeline systems.

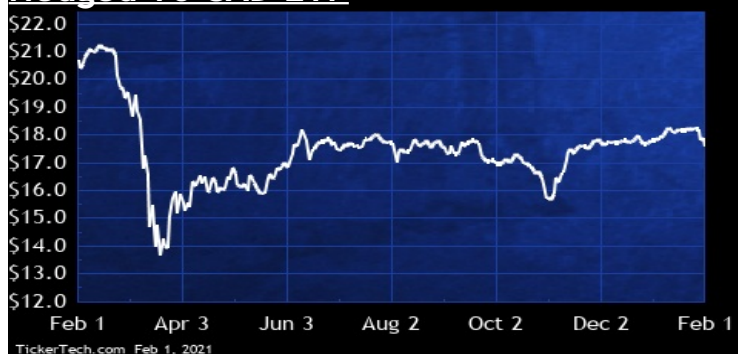
ETFs & CEFS

DividendRank	Symbol	Dividend	Recent Yield*
#1	ZWE.CA	M 1.38	7.83%
#2	HPR.CA	M 0.43	5.10%
#3	ZPR.CA	M 0.54	5.34%
#4	CDZ.CA	M 0.95	3.56%
#5	EIT.UN.CA	M 1.20	12.06%
#6	ZWH.CA	M 1.32	6.70%
#7	ZDY.CA	M 0.96	3.14%
#8	XDV.CA	M 1.07	4.41%
#9	VDY.CA	M 1.27	3.82%
#10	VCN.CA	Q 0.94	2.70%
#11	ZCN.CA	Q 0.76	3.25%
#12	ZIC.CA	M 0.70	3.49%
#13	ZMU.CA	M 0.54	3.42%
#14	FIE.CA	M 0.48	7.07%
#15	ZLB.CA	Q 0.96	2.88%

* (updated 7 hours, 15 minutes ago) Yield calculations vary and may not be reliable nor comparable. Not all publicly traded securities are ranked; data may be incorrect or out of date. Rankings are for informational purposes only and do not constitute investment advice. [Full disclaimer](#)

SPOTLIGHT ON: ZWE.CA – 7.8% YIELD

BMO Europe High Dividend Covered Call Hedged To CAD ETF



BMO Europe High Dividend Covered Call Hedged to CAD ETF is an exchange-traded fund established as an open-ended trust. The Fund's investment objective is to provide unitholders with exposure to the performance of a portfolio of dividend paying European companies to generate income and to provide long-term capital appreciation. The Fund's investment strategy is to invest in and hold the equity securities of dividend paying European companies; and use derivative instruments to seek to hedge foreign currency exposure.

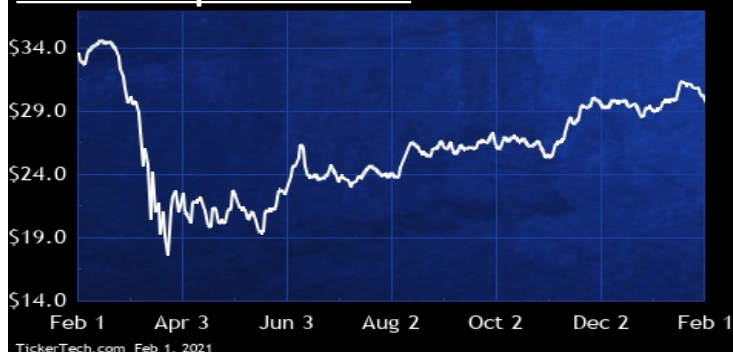
FINANCIAL

DividendRank	Symbol	Dividend	Recent Yield*
#1	POW.CA	Q 1.79	6.01%
#2	MFC.CA	Q 1.12	4.85%
#3	BMO.CA	Q 4.24	4.46%
#4	IAG.CA	Q 1.94	3.40%
#5	TD.CA	Q 3.16	4.36%
#6	CWB.CA	Q 1.16	4.08%
#7	BNS.CA	Q 3.60	5.28%
#8	CM.CA	Q 5.84	5.36%
#9	GWO.CA	Q 1.75	6.00%
#10	UNC.CA	Q 1.20	1.13%
#11	FN.CA	M 2.10	4.81%
#12	SLF.CA	Q 2.20	3.72%
#13	MIC.CA	Q 2.16	4.97%
#14	XFN.CA	M 1.34	3.50%
#15	IFC.CA	Q 3.32	2.35%

* (updated 7 hours, 15 minutes ago) Yield calculations vary and may not be reliable nor comparable. Not all publicly traded securities are ranked; data may be incorrect or out of date. Rankings are for informational purposes only and do not constitute investment advice. [Full disclaimer](#)

SPOTLIGHT ON: POW.CA — 6.0% YIELD

Power Corp. of Canada



Power is an international management and holding company that focuses on financial services in North America, Europe and Asia. Through its subsidiaries, Co. is engaged in insurance, retirement, wealth management and investment businesses, including a portfolio of alternative asset investment platforms. Co. has built investment platforms that manage portfolios on behalf of it and third-party investors in several alternative asset classes in three principal geographies: Europe, North America and China. The investment platforms, Sagard Europe, Sagard Holdings, Power Pacific and Power Energy are managed locally by investment personnel who have knowledge of the local public and private markets.

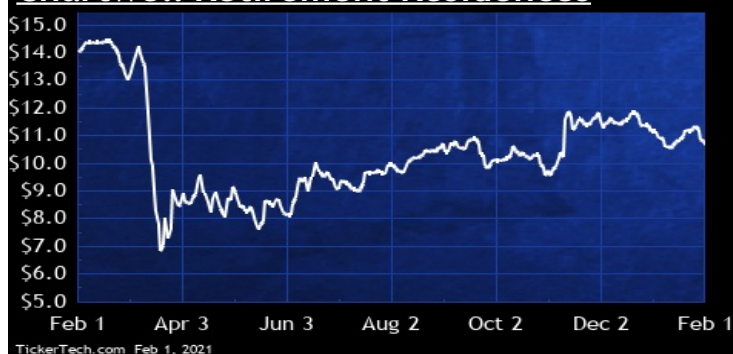
HEALTHCARE

DividendRank	Symbol	Dividend	Recent Yield*
#1	CSH.UN.CA	M 0.61	5.72%
#2	SIA.CA	M 0.94	7.12%
#3	EXE.CA	M 0.48	7.82%
#4	DR.CA	Q 0.28	4.14%
#5	HLS.CA	Q 0.20	1.22%

* (updated 7 hours, 15 minutes ago) Yield calculations vary and may not be reliable nor comparable. Not all publicly traded securities are ranked; data may be incorrect or out of date. Rankings are for informational purposes only and do not constitute investment advice. [Full disclaimer](#)

SPOTLIGHT ON: CSH.UN.CA — 5.7% YIELD

Chartwell Retirement Residences



Chartwell Retirement Residences is an open-ended real estate trust. Co. indirectly owns and operates a portfolio of seniors housing communities across the continuum of care, all of which are located in Canada. Co.'s portfolio includes: independent living, which consists of suites/townhouses/bungalows/apartments with availability of providing meals and dining, housekeeping and laundry services without personal care services or personal assistance available; and independent supportive living, which consists of suites/ townhouses/ bungalows/ apartments with dining, housekeeping and laundry services with personal assistance services available.

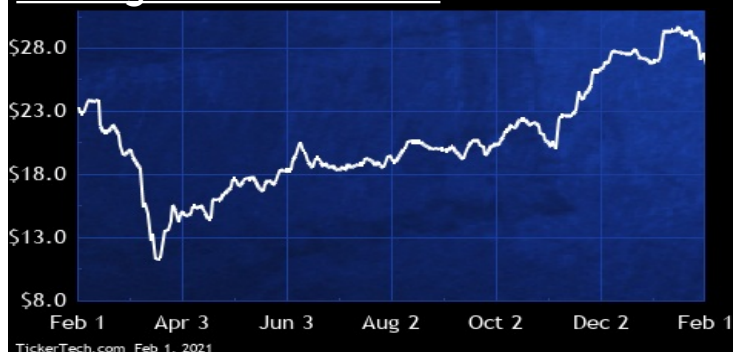
INDUSTRIAL

DividendRank	Symbol	Dividend	Recent Yield*
#1	FTT.CA	Q 0.82	3.07%
#2	MAL.CA	Q 0.42	4.66%
#3	CHE.UN.CA	M 0.60	8.96%
#4	SIS.CA	M 0.48	2.86%
#5	CWX.CA	Q 0.48	6.58%
#6	RCH.CA	Q 0.27	0.71%
#7	NEO.CA	Q 0.40	2.63%
#8	AFN.CA	Q 0.60	1.69%
#9	MX.CA	Q 0.15	0.45%

* (updated 7 hours, 15 minutes ago) Yield calculations vary and may not be reliable nor comparable. Not all publicly traded securities are ranked; data may be incorrect or out of date. Rankings are for informational purposes only and do not constitute investment advice. [Full disclaimer](#)

SPOTLIGHT ON: FTT.CA — 3.1% YIELD

Finning International Inc



Finning International is engaged in the selling, servicing, and renting of heavy equipment, engines, and related products. Co.'s reporting segments are comprised of: Canada, which conducts its operations in British Columbia, Alberta, Saskatchewan, Manitoba, Ontario, Quebec, New Brunswick and Nova Scotia, Canada and in Texas, United States; South American, which conducts its operations in Chile, Argentina, and Bolivia; and United Kingdom and Ireland, which conducts its operations in England, Scotland, Wales, Northern Ireland, and the Republic of Ireland.

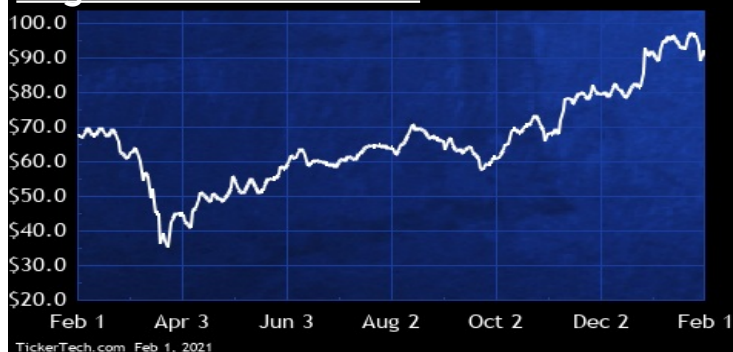
MANUFACTURING

DividendRank	Symbol	Dividend	Recent Yield*
#1	MG.CA	Q 2.09	2.32%
#2	XTC.CA	Q 0.38	3.92%
#3	MRE.CA	Q 0.20	1.47%
#4	LNR.CA	Q 0.48	0.74%
#5	ET.CA	Q 0.72	5.62%
#6	CMI.CA	Q 0.05	1.52%
#7	VCM.CA	Q 0.22	1.62%

* (updated 7 hours, 15 minutes ago) Yield calculations vary and may not be reliable nor comparable. Not all publicly traded securities are ranked; data may be incorrect or out of date. Rankings are for informational purposes only and do not constitute investment advice. [Full disclaimer](#)

SPOTLIGHT ON: MG.CA — 2.3% YIELD

Magna International Inc



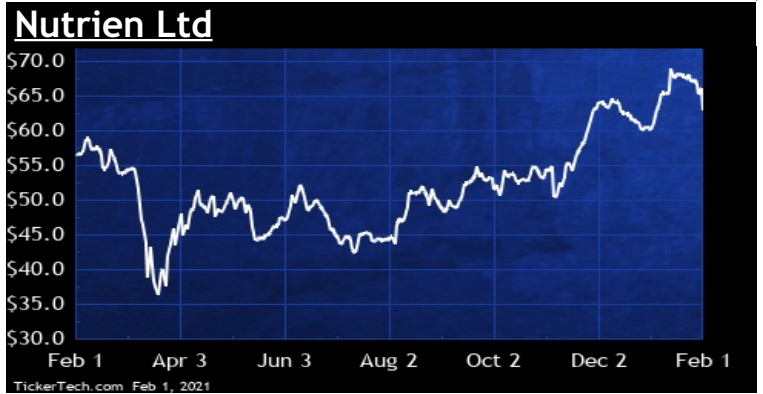
Magna International is a global automotive supplier which has vehicle engineering and contract manufacturing capabilities, as well as product capabilities which include body, chassis, exterior, seating, powertrain, active driver assistance, electronics, mirrors and lighting, mechatronics and roof systems. Co. also has electronic and software capabilities across several of these areas. Co. is organized under four operating segments: Body Exteriors & Structures, Power & Vision, Seating Systems and Complete Vehicles.

MATERIALS

DividendRank	Symbol	Dividend	Recent Yield*
#1	NTR.CA	Q 2.29	3.64%
#2	TCL.A.CA	Q 0.90	4.39%
#3	CAS.CA	Q 0.32	2.06%
#4	ITP.CA	Q 0.63	3.52%
#5	SJ.CA	Q 0.60	1.31%
#6	ADN.CA	Q 1.16	7.07%
#7	CCL.B.CA	Q 0.72	1.23%
#8	HDI.CA	Q 0.40	1.46%
#9	KPT.CA	Q 0.72	6.98%
#10	BOS.CA	Q 0.28	1.68%
#11	WPK.CA	Q 0.12	0.30%
#12	PL.CA	Q 0.15	1.60%

* (updated 7 hours, 15 minutes ago) Yield calculations vary and may not be reliable nor comparable. Not all publicly traded securities are ranked; data may be incorrect or out of date. Rankings are for informational purposes only and do not constitute investment advice. [Full disclaimer](#)

SPOTLIGHT ON: NTR.CA — 3.6% YIELD



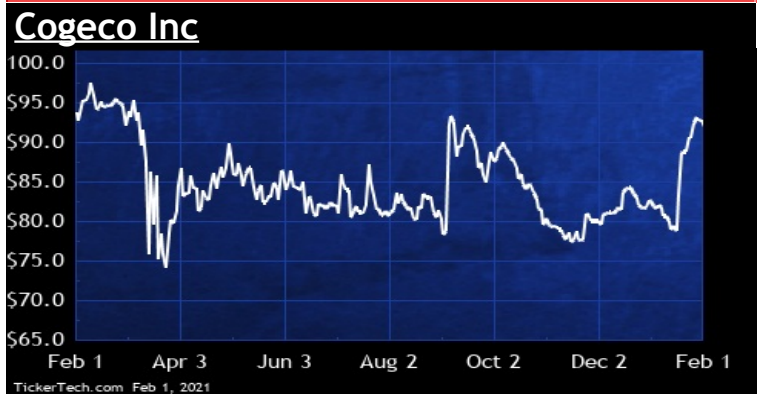
Nutrien is a provider of crop inputs and services. Co. is engaged in the production, and distribution of potash, nitrogen and phosphate and sulfate products. Co. has four reportable operating segments: Retail, Potash, Nitrogen, and Phosphate and Sulfate. The Retail segment distributes crop nutrients, crop protection products, seed and merchandise and provides services directly to growers through a network of farm centers in North and South America and Australia. The Potash, Nitrogen, and Phosphate and Sulfate segments are differentiated by the chemical nutrients contained in the products that each produces.

MEDIA

DividendRank	Symbol	Dividend	Recent Yield*
#1	CGO.CA	Q 2.18	2.37%
#2	CJR.B.CA	Q 0.24	5.06%
#3	QBR.B.CA	Q 0.80	2.61%
#4	RAY.A.CA	Q 0.30	4.03%
#5	Y.CA	Q 0.44	3.58%

* (updated 7 hours, 15 minutes ago) Yield calculations vary and may not be reliable nor comparable. Not all publicly traded securities are ranked; data may be incorrect or out of date. Rankings are for informational purposes only and do not constitute investment advice. [Full disclaimer](#)

SPOTLIGHT ON: CGO.CA — 2.4% YIELD



COGECO is a holding corporation, engaged in the communications and media sectors. Through its subsidiary, Cogeco Cable Inc. (Cogeco Cable), Co. provides its residential and business customers with video, Internet and telephony services through its two-way broadband fibre networks. Through its subsidiary, Cogeco Peer 1 Inc., Cogeco Cable provides information technology services, including colocation, network connectivity, managed hosting, cloud services and managed IT services, through data centers, FastFiber Network™ and points-of-presence in North America and Europe. Co. also owns and operates radio stations with complementary radio formats as well as Cogeco News.

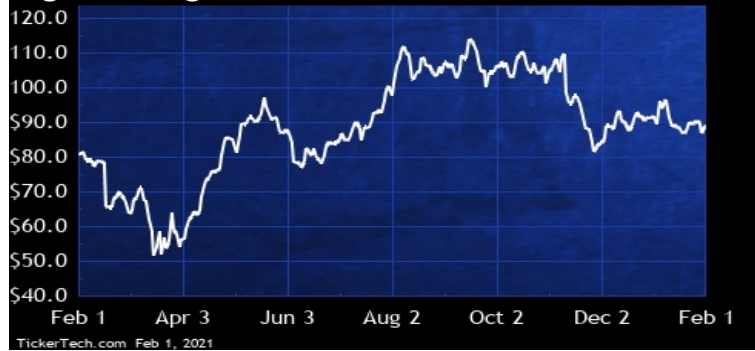
METALS & MINING

DividendRank	Symbol	Dividend	Recent Yield*
#1	AEM.CA	Q 1.82	2.04%
#2	KL.CA	Q 0.75	1.93%
#3	RUS.CA	Q 1.52	6.62%
#4	WPM.CA	Q 0.48	1.16%
#5	BTO.CA	Q 0.16	3.25%
#6	AFCC.CA	M 0.21	13.24%
#7	CEE.CA	S 0.12	5.91%
#8	LUN.CA	Q 0.16	1.40%
#9	PFB.CA	Q 0.40	1.90%
#10	CG.CA	Q 0.20	1.51%
#11	FNV.CA	Q 1.34	0.88%
#12	DPM.CA	Q 0.15	1.87%
#13	OR.CA	Q 0.20	1.40%
#14	K.CA	Q 0.16	1.75%
#15	APY.CA	Q 0.07	5.21%

* (updated 7 hours, 15 minutes ago) Yield calculations vary and may not be reliable nor comparable. Not all publicly traded securities are ranked; data may be incorrect or out of date. Rankings are for informational purposes only and do not constitute investment advice. [Full disclaimer](#)

SPOTLIGHT ON: AEM.CA – 2.0% YIELD

Agnico Eagle Mines Ltd



Agnico-Eagle Mines is a gold mining company with mining operations in Canada, Mexico and Finland. Co. earns a proportion of its revenues from the production and sale of gold in both dore bar and concentrate form. The remainder of revenue and cash flow is generated by the production and sale of byproduct metals. The revenue from byproduct metals is mainly generated by production at the LaRonde mine in Canada (silver, zinc, copper and lead) and the Pinos Altos mine in Mexico (silver).

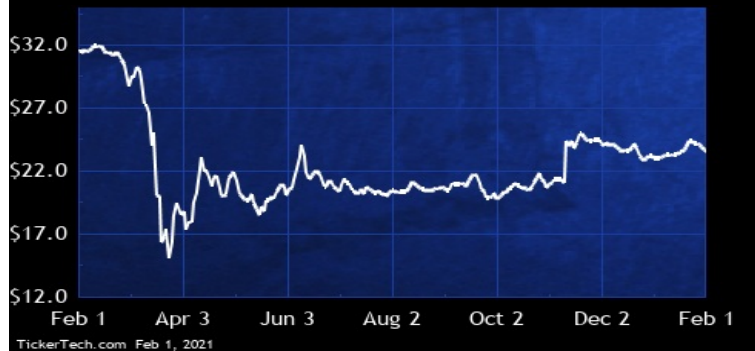
REAL ESTATE

DividendRank	Symbol	Dividend	Recent Yield*
#1	SRU.UN.CA	M 1.85	7.86%
#2	AP.UN.CA	M 1.70	4.69%
#3	AX.UN.CA	M 0.56	5.35%
#4	KMP.UN.CA	M 0.68	3.87%
#5	REI.UN.CA	M 0.96	5.64%
#6	CAR.UN.CA	M 1.38	2.70%
#7	FCR.UN.CA	M 0.43	2.93%
#8	CRT.UN.CA	M 0.80	5.17%
#9	HR.UN.CA	M 0.69	5.67%
#10	DIR.UN.CA	M 0.70	5.52%
#11	MRG.UN.CA	M 0.70	4.67%
#12	D.UN.CA	M 1.00	5.21%
#13	IIP.UN.CA	M 0.33	2.31%
#14	NWH.UN.CA	M 0.80	6.21%
#15	INO.UN.CA	M 0.82	9.17%

* (updated 7 hours, 15 minutes ago) Yield calculations vary and may not be reliable nor comparable. Not all publicly traded securities are ranked; data may be incorrect or out of date. Rankings are for informational purposes only and do not constitute investment advice. [Full disclaimer](#)

SPOTLIGHT ON: SRU.UN.CA – 7.9% YIELD

SmartCentres Real Estate Investment Trust



SmartCentres Real Estate Investment Trust is an unincorporated open-ended mutual fund trust. The Trust owns, develops, manages and operates income properties located in Canada. The Trust develops, leases, constructs, owns and manages shopping centres, office buildings, high-rise and low-rise condominium and rental residences, senior housing and self-storage rental facilities in Canada, both directly and through its subsidiaries. In addition, the Trust is a joint-venture partner in the Premium Outlets locations in Toronto and Montreal with Simon Property Group.

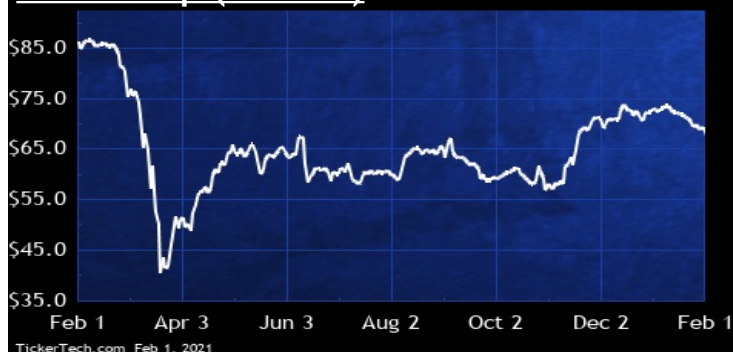
TECHNOLOGY

DividendRank	Symbol	Dividend	Recent Yield*
#1	ONEX.CA	Q 0.40	0.59%
#2	OTEX.CA	Q 0.80	1.40%
#3	ENGH.CA	Q 0.54	0.92%
#4	SYZ.CA	Q 0.50	4.48%
#5	QTRH.CA	Q 0.05	1.95%
#6	HPS.A.CA	Q 0.34	3.70%
#7	TCS.CA	Q 0.26	0.47%
#8	ARD.CA	A 0.01	6.25%
#9	HMM.A.CA	S 0.04	1.86%

* (updated 7 hours, 15 minutes ago) Yield calculations vary and may not be reliable nor comparable. Not all publicly traded securities are ranked; data may be incorrect or out of date. Rankings are for informational purposes only and do not constitute investment advice. [Full disclaimer](#)

SPOTLIGHT ON: ONEX.CA — 0.6% YIELD

ONEX Corp (Canada)



Onex is a holding company engaged in operating autonomous businesses. Co. operates in seven industry segments: electronics manufacturing services, aerostructures, healthcare, financial services, customer support services, metal services and other businesses which consist of theatre exhibition, aircraft and aftermarket, commercial vehicles, injection molding, building products, personal care products, mid-cap opportunities, real estate and credit securities.

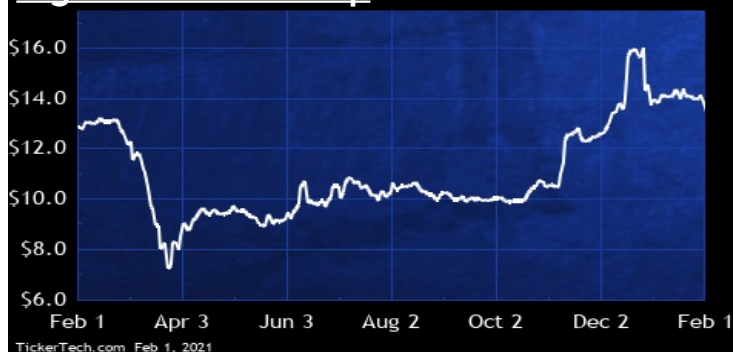
TRANSPORTATION

DividendRank	Symbol	Dividend	Recent Yield*
#1	ALC.CA	Q 0.68	5.04%
#2	EIF.CA	M 2.28	6.28%
#3	CNR.CA	Q 2.46	1.90%
#4	MTL.CA	M 0.48	4.64%
#5	TFIL.CA	Q 1.16	1.37%
#6	CP.CA	Q 3.80	0.88%
#7	WTE.CA	Q 0.64	4.00%
#8	CJT.CA	Q 0.94	0.46%
#9	LGT.B.CA	Q 0.41	1.16%

* (updated 7 hours, 15 minutes ago) Yield calculations vary and may not be reliable nor comparable. Not all publicly traded securities are ranked; data may be incorrect or out of date. Rankings are for informational purposes only and do not constitute investment advice. [Full disclaimer](#)

SPOTLIGHT ON: ALC.CA — 5.0% YIELD

Algoma Central Corp



Algoma Central operates vessels throughout the Great Lakes-St. Lawrence Waterway from the Gulf of St. Lawrence. Co. also provides diversified ship repair, diesel engine repair services and fabrication services to ship-owners and industrial customers. Co. owns and manages the operational and commercial operations of four Canadian-flag tanker vessels, foreign-flag tanker, ocean-going self-unloading vessels and an ocean-going fleet of five self-unloaders. In addition, Co. owns and manages commercial real estate properties in Sault Ste. Marie, St. Catharines and Waterloo, Ontario.

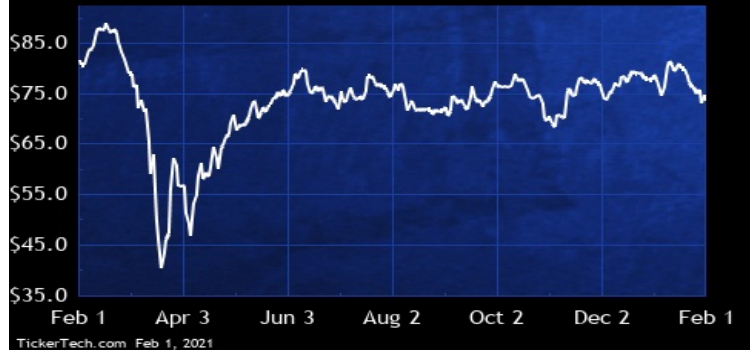
TRAVEL & ENTERTAINMENT

DividendRank	Symbol	Dividend	Recent Yield*
#1	QSR.CA	Q 2.08	3.62%
#2	PZA.CA	M 0.66	6.98%
#3	BPF.UN.CA	M 0.78	7.42%
#4	AW.UN.CA	M 1.20	3.90%
#5	KEG.UN.CA	M 0.60	4.95%
#6	PBL.CA	Q 0.16	0.44%

* (updated 7 hours, 15 minutes ago) Yield calculations vary and may not be reliable nor comparable. Not all publicly traded securities are ranked; data may be incorrect or out of date. Rankings are for informational purposes only and do not constitute investment advice. [Full disclaimer](#)

SPOTLIGHT ON: QSR.CA – 3.6% YIELD

Restaurant Brands International Inc



Restaurant Brands International is a holding company. Through its subsidiaries, Co. is engaged as a quick service restaurant (QSR) company with restaurants in various countries and U.S. territories. Co.'s Tim Hortons®, Burger King® and Popeyes® brands have similar franchise business models with complementary daypart mixes and product platforms. Tim Hortons restaurants are QSRs with a menu that includes coffee, tea, espresso-based hot and cold drinks, baked goods, Timbits® and bagels. Burger King restaurants are QSRs that feature flame-grilled hamburgers, chicken and other sandwiches, french fries, soft drinks and other food items. Popeyes is a quick service chicken concept restaurant.

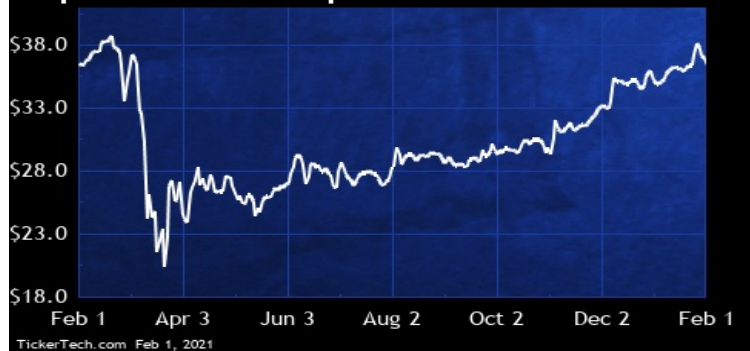
UTILITIES

DividendRank	Symbol	Dividend	Recent Yield*
#1	CPX.CA	Q 2.05	5.62%
#2	ALA.CA	M 1.00	5.26%
#3	CU.CA	Q 1.76	5.57%
#4	FTS.CA	Q 2.02	3.91%
#5	BCE.CA	Q 3.33	6.14%
#6	CCA.CA	Q 2.56	2.35%
#7	AQN.CA	Q 0.81	3.79%
#8	T.CA	Q 1.24	4.72%
#9	H.CA	Q 1.01	3.42%
#10	RNW.CA	M 0.94	4.37%
#11	SPB.CA	M 0.72	5.95%
#12	EMA.CA	Q 2.55	4.77%
#13	INE.CA	Q 0.72	2.46%
#14	ACO.X.CA	Q 1.79	4.90%
#15	NPI.CA	M 1.20	2.56%

* (updated 7 hours, 15 minutes ago) Yield calculations vary and may not be reliable nor comparable. Not all publicly traded securities are ranked; data may be incorrect or out of date. Rankings are for informational purposes only and do not constitute investment advice. [Full disclaimer](#)

SPOTLIGHT ON: CPX.CA – 5.6% YIELD

Capital Power Corp



Capital Power is a power producer. Co. develops, acquires, owns and operates power generation facilities and manages its related electricity and natural gas portfolios by undertaking trading and marketing activities. Co.'s power generation operations and assets are owned by its subsidiaries. The majority of power generated by the Alberta power plants in which Co. owns an interest is sold on a merchant, or non-contracted, basis into energy markets as part of its portfolio activities. Co. sells some of the power generated by its Alberta power plants, and the majority of the power generated by its power plants outside of Alberta, on a contracted basis to third parties.



 **Canada Stock Channel**
"Educating U.S. Investors About Canadian Stocks"