

# February, 2026 – *DividendRank* Report

<http://www.canadastockchannel.com/>

History has shown that the bulk of the stock market's returns are delivered by dividends. Only consistently profitable companies can afford to keep paying dividends, so profitability is of critical importance. And investors shouldn't pay too expensive a price to buy a stock, even if the company itself is strong. So therefore, dividend investors should be most interested in researching the strongest most profitable companies, that also happen to be trading at an attractive valuation.

Each month, Canada Stock Channel screens through our coverage universe of dividend paying Canadian stocks, to look at a variety of data – dividend history & yield, book value, quarterly earnings – and compare it to the stock's trading data to come up with certain calculations about profitability and about the stock's valuation (whether we think it looks "cheap" or "expensive"). Our proprietary *DividendRank* formula ranks stocks within the following 18 sectors/categories, to identify the top most "interesting" ideas that merit further research.

**Business Services & Equipment**

**Construction**

**Consumer Goods**

**Consumer Services**

**Energy**

**ETFs & CEFs**

**Financial**

**Healthcare**

**Industrial**

**Manufacturing**

**Materials**

**Media**

**Metals & Mining**

**Real Estate**

**Technology**

**Transportation**

**Travel & Entertainment**

**Utilities**

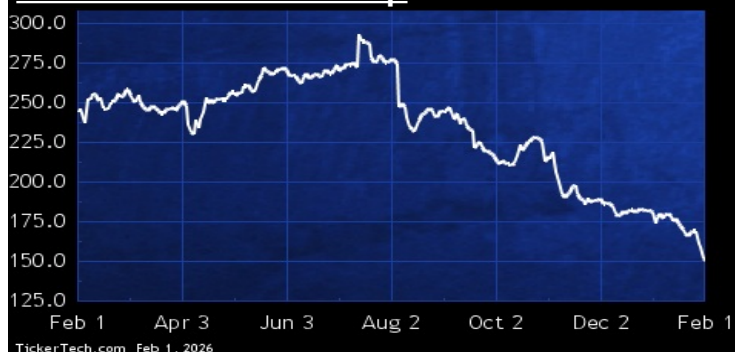
## BUSINESS SERVICES & EQUIPMENT

DividendRank	Symbol	Dividend	Recent Yield*
#1	<a href="#">TRI.CA</a>	Q 2.38	1.57%
#2	<a href="#">EFN.CA</a>	Q 0.52	1.52%
#3	<a href="#">WJX.CA</a>	Q 1.40	4.90%
#4	<a href="#">CWL.CA</a>	Q 0.04	4.12%
#5	<a href="#">DXT.CA</a>	Q 0.40	3.07%
#6	<a href="#">KBL.CA</a>	M 1.20	3.53%
#7	<a href="#">RBA.CA</a>	Q 1.24	0.80%
#8	<a href="#">BDI.CA</a>	Q 0.18	1.09%
#9	<a href="#">BBUC.CA</a>	Q 0.25	0.52%
#10	<a href="#">BYD.CA</a>	Q 0.62	0.28%

\* (updated Friday, January 30, 2:04 AM) Yield calculations vary and may not be reliable nor comparable. Not all publicly traded securities are ranked; data may be incorrect or out of date. Rankings are for informational purposes only and do not constitute investment advice. [Full disclaimer](#)

## SPOTLIGHT ON: TRI.CA – 1.6% YIELD

### Thomson Reuters Corp



Thomson Reuters Corporation is a global content and technology company. Its segments include Legal Professionals, Corporates, Tax & Accounting Professionals, Reuters News, and Global Print. The Legal Professionals segment serves law firms and governments with research and workflow products. The Corporates segment serves corporate customers from small businesses to multinational organizations with a full suite of content-driven technologies. The Tax & Accounting Professionals segment serves tax, audit, and accounting professional firms with research and automated workflow products.

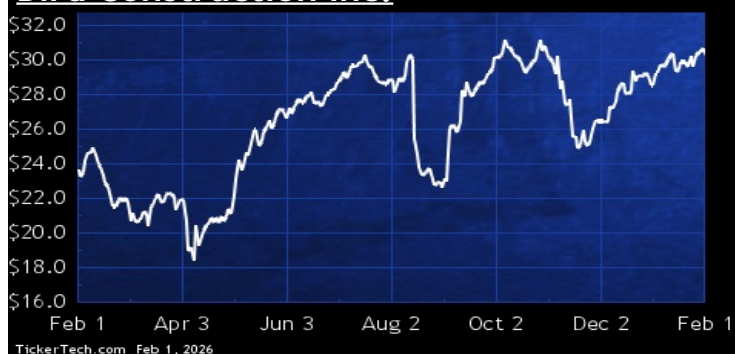
## CONSTRUCTION

DividendRank	Symbol	Dividend	Recent Yield*
#1	<a href="#">BDT.CA</a>	M 0.84	2.74%
#2	<a href="#">TIH.CA</a>	Q 2.08	1.18%
#3	<a href="#">ARE.CA</a>	Q 0.76	2.13%
#4	<a href="#">BDGI.CA</a>	Q 0.75	0.96%
#5	<a href="#">STN.CA</a>	Q 0.90	0.66%
#6	<a href="#">WSP.CA</a>	Q 1.50	0.57%
#7	<a href="#">ATRL.CA</a>	Q 0.08	0.08%

\* (updated Friday, January 30, 2:04 AM) Yield calculations vary and may not be reliable nor comparable. Not all publicly traded securities are ranked; data may be incorrect or out of date. Rankings are for informational purposes only and do not constitute investment advice. [Full disclaimer](#)

## SPOTLIGHT ON: BDT.CA – 2.7% YIELD

### Bird Construction Inc.



Bird Construction, through its subsidiaries and interests in joint ventures, carries on business as a general contractor with offices across Canada. Co. serves customers in the industrial, mining, institutional, retail, commercial, multi-tenant residential, light industrial, and renovation and restoration sectors using fixed priced, design-build, unit price, cost reimbursable, guaranteed upset price, construction management and integrated project delivery contract delivery methods.

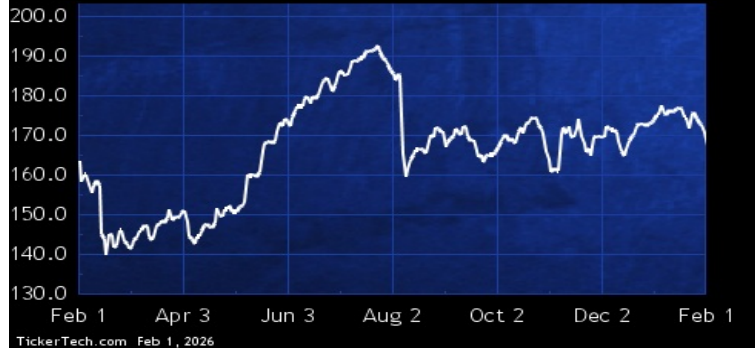
## CONSUMER GOODS

DividendRank	Symbol	Dividend	Recent Yield*
#1	<a href="#">CTC.A.CA</a>	Q 7.20	4.21%
#2	<a href="#">MRU.CA</a>	Q 1.63	1.80%
#3	<a href="#">NWC.CA</a>	Q 1.64	3.37%
#4	<a href="#">TPX.B.CA</a>	Q 2.65	4.07%
#5	<a href="#">PBH.CA</a>	Q 3.40	3.64%
#6	<a href="#">CTC.CA</a>	Q 7.20	3.21%
#7	<a href="#">SAP.CA</a>	Q 0.80	1.93%
#8	<a href="#">HLF.CA</a>	Q 0.70	4.54%
#9	<a href="#">ICE.CA</a>	Q 0.12	2.81%
#10	<a href="#">JWEL.CA</a>	Q 0.92	2.64%
#11	<a href="#">LNF.CA</a>	Q 0.96	3.45%
#12	<a href="#">EMP.A.CA</a>	Q 0.88	1.95%
#13	<a href="#">RSI.CA</a>	Q 0.36	5.83%
#14	<a href="#">DOO.CA</a>	Q 0.86	0.82%
#15	<a href="#">ADW.A.CA</a>	Q 0.25	4.75%

\* (updated Friday, January 30, 2:04 AM) Yield calculations vary and may not be reliable nor comparable. Not all publicly traded securities are ranked; data may be incorrect or out of date. Rankings are for informational purposes only and do not constitute investment advice. [Full disclaimer](#)

## SPOTLIGHT ON: CTC.A.CA – 4.2% YIELD

### Canadian Tire Corp Ltd



Canadian Tire Corporation, Limited is a Canada-based retail goods and services provider. It operates through three segments: Retail, Financial Services, and CT REIT. The Retail segment is conducted under a number of banners, including Canadian Tire, Canadian Tire Gas+ (Petroleum), Mark's, PartSource, Helly Hansen, Party City in Canada, and various SportChek banners. The Financial Services segment issues Canadian Tire's Triangle brand credit cards, including Triangle Mastercard and Triangle World Elite Mastercard.

## CONSUMER SERVICES

DividendRank	Symbol	Dividend	Recent Yield*
--------------	--------	----------	---------------

\* (updated Friday, January 30, 2:04 AM) Yield calculations vary and may not be reliable nor comparable. Not all publicly traded securities are ranked; data may be incorrect or out of date. Rankings are for informational purposes only and do not constitute investment advice. [Full disclaimer](#)

## SPOTLIGHT ON: – 0.0% YIELD

No symbols passed; Exiting...

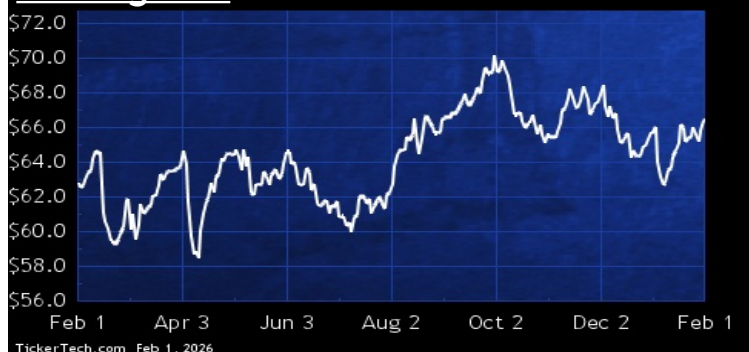
## ENERGY

DividendRank	Symbol	Dividend	Recent Yield*
#1	<a href="#">ENB.CA</a>	Q 3.88	5.84%
#2	<a href="#">CNQ.CA</a>	Q 2.35	4.61%
#3	<a href="#">PXT.CA</a>	Q 1.54	7.37%
#4	<a href="#">ARX.CA</a>	Q 0.84	3.32%
#5	<a href="#">KEY.CA</a>	Q 2.16	4.70%
#6	<a href="#">SU.CA</a>	Q 2.40	3.32%
#7	<a href="#">GEI.CA</a>	Q 1.72	6.39%
#8	<a href="#">PPL.CA</a>	Q 2.84	5.01%
#9	<a href="#">PSK.CA</a>	Q 1.04	3.51%
#10	<a href="#">TPZ.CA</a>	Q 1.36	4.67%
#11	<a href="#">PEY.CA</a>	M 1.32	5.39%
#12	<a href="#">SGY.CA</a>	M 0.52	6.82%
#13	<a href="#">IMO.CA</a>	Q 2.88	2.02%
#14	<a href="#">TOU.CA</a>	Q 2.00	3.14%
#15	<a href="#">VET.CA</a>	Q 0.52	3.90%

\* (updated Friday, January 30, 2:04 AM) Yield calculations vary and may not be reliable nor comparable. Not all publicly traded securities are ranked; data may be incorrect or out of date. Rankings are for informational purposes only and do not constitute investment advice. [Full disclaimer](#)

## SPOTLIGHT ON: ENB.CA – 5.8% YIELD

### Enbridge Inc



Enbridge Inc. is an energy transportation and distribution company. Co.'s segments include Liquids Pipelines, Gas Transmission, Gas Distribution and Storage and Renewable Power Generation. The Liquids Pipelines include marketing of crude oil and consist of pipelines and terminals in Canada and the U.S. that transport and export various grades of crude oil and other liquid hydrocarbons. The Gas Transmission consists of its investments in natural gas pipelines and gathering and processing facilities in Canada and the U.S.. The Gas Distribution and Storage consists of its natural gas utility operations.

## ETFs & CEFS

DividendRank	Symbol	Dividend	Recent Yield*
#1	<a href="#">ZWB.CA</a>	M 1.44	5.73%
#2	<a href="#">VAB.CA</a>	M 0.99	4.26%
#3	<a href="#">ZPR.CA</a>	M 0.67	5.48%
#4	<a href="#">EIT.UN.CA</a>	M 1.20	7.38%
#5	<a href="#">ZWE.CA</a>	M 1.44	6.72%
#6	<a href="#">ZWH.CA</a>	M 1.56	6.31%
#7	<a href="#">AD.UN.CA</a>	Q 1.48	6.77%
#8	<a href="#">XCB.CA</a>	M 0.84	4.13%
#9	<a href="#">TXF.CA</a>	Q 3.03	12.51%
#10	<a href="#">ZAG.CA</a>	M 0.47	3.39%
#11	<a href="#">VSB.CA</a>	M 0.92	3.93%
#12	<a href="#">XRE.CA</a>	M 0.72	4.47%
#13	<a href="#">ZWA.CA</a>	M 1.56	5.60%
#14	<a href="#">VEF.CA</a>	Q 3.67	5.16%
#15	<a href="#">XHY.CA</a>	M 1.00	6.00%

\* (updated Friday, January 30, 2:04 AM) Yield calculations vary and may not be reliable nor comparable. Not all publicly traded securities are ranked; data may be incorrect or out of date. Rankings are for informational purposes only and do not constitute investment advice. [Full disclaimer](#)

## SPOTLIGHT ON: ZWB.CA – 5.7% YIELD

### BMO Covered Call Canadian Banks ETF



BMO Covered Call Canadian Banks is an exchange-traded fund established as an open-ended trust. The Trust's objective is to provide exposure to the performance of a portfolio of Canadian banks and monthly distributions while mitigating downside risk.

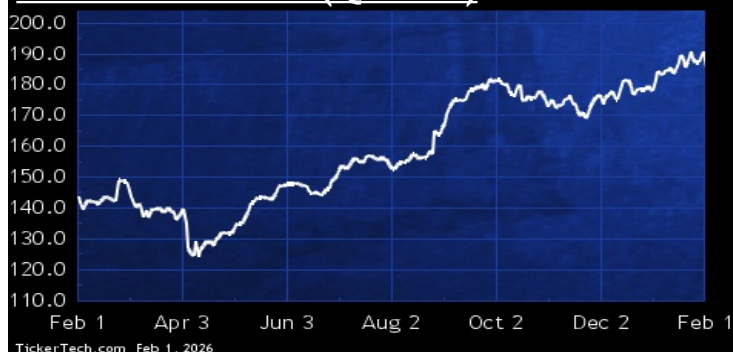
## FINANCIAL

DividendRank	Symbol	Dividend	Recent Yield*
#1	<a href="#">BMO.CA</a>	Q 6.68	3.50%
#2	<a href="#">SLF.CA</a>	Q 3.68	4.28%
#3	<a href="#">BNS.CA</a>	Q 4.40	4.27%
#4	<a href="#">CM.CA</a>	Q 4.28	3.34%
#5	<a href="#">GWO.CA</a>	Q 2.44	3.84%
#6	<a href="#">NA.CA</a>	Q 4.96	3.03%
#7	<a href="#">RY.CA</a>	Q 6.56	2.88%
#8	<a href="#">MFC.CA</a>	Q 1.76	3.39%
#9	<a href="#">POW.CA</a>	Q 2.45	3.57%
#10	<a href="#">DFN.CA</a>	M 1.20	14.91%
#11	<a href="#">IAG.CA</a>	Q 3.96	2.37%
#12	<a href="#">TD.CA</a>	Q 4.32	3.38%
#13	<a href="#">IFC.CA</a>	Q 5.32	2.15%
#14	<a href="#">ELF.CA</a>	Q 4.20	24.25%
#15	<a href="#">XBB.CA</a>	M 0.96	3.40%

\* (updated Friday, January 30, 2:04 AM) Yield calculations vary and may not be reliable nor comparable. Not all publicly traded securities are ranked; data may be incorrect or out of date. Rankings are for informational purposes only and do not constitute investment advice. [Full disclaimer](#)

## SPOTLIGHT ON: BMO.CA — 3.5% YIELD

### Bank of Montreal (Quebec)



Bank of Montreal (BMO) is a Canada-based company, which offers a wide range of personal banking services. Co. is engaged in providing a broad range of personal and commercial banking, wealth management, global markets and investment banking products and services to customers across Canada, the U.S., and in select markets globally. Co. offers services, such as bank accounts, credit cards, mortgages, loans, investments, creditor insurance, and travel insurance. Co.'s segments include P&C, U.S. P&C, Total P&C, BMO Wealth Management, BMO Capital Markets, and Corporate Services. Its bank accounts include checking accounts, and savings accounts.

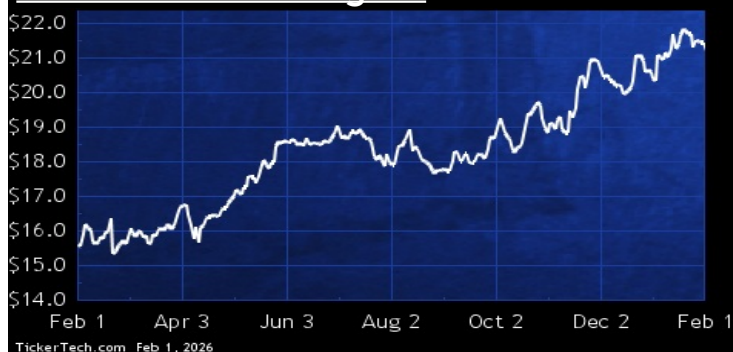
## HEALTHCARE

DividendRank	Symbol	Dividend	Recent Yield*
#1	<a href="#">SIA.CA</a>	M 0.94	4.37%
#2	<a href="#">EXE.CA</a>	M 0.50	2.16%
#3	<a href="#">CSH.UN.CA</a>	M 0.61	2.99%
#4	<a href="#">DR.CA</a>	Q 0.36	2.39%
#5	<a href="#">RX.CA</a>	Q 0.22	1.73%

\* (updated Friday, January 30, 2:04 AM) Yield calculations vary and may not be reliable nor comparable. Not all publicly traded securities are ranked; data may be incorrect or out of date. Rankings are for informational purposes only and do not constitute investment advice. [Full disclaimer](#)

## SPOTLIGHT ON: SIA.CA — 4.4% YIELD

### Sienna Senior Living Inc



Sienna Senior Living is engaged in providing senior living services in Canada through two main segments: Retirement Living, which includes independent living, assisted living, and memory care under the Aspira Retirement Living brand; and Long-Term Care, which supports individuals requiring ongoing medical and personal care. Co. also delivers management services to senior residences across the country.

## INDUSTRIAL

DividendRank	Symbol	Dividend	Recent Yield*
#1	<a href="#">CHE.UN.CA</a>	M 0.72	4.56%
#2	<a href="#">FTT.CA</a>	Q 1.21	1.38%
#3	<a href="#">SIS.CA</a>	M 0.56	2.34%
#4	<a href="#">RCH.CA</a>	Q 0.63	1.55%
#5	<a href="#">MX.CA</a>	Q 0.74	1.12%
#6	<a href="#">DBM.CA</a>	Q 0.56	5.70%
#7	<a href="#">AFN.CA</a>	Q 0.60	2.02%
#8	<a href="#">NEO.CA</a>	Q 0.40	2.02%
#9	<a href="#">MAL.CA</a>	Q 0.20	0.94%
#10	<a href="#">VLN.CA</a>	Q 0.40	2.76%

\* (updated Friday, January 30, 2:04 AM) Yield calculations vary and may not be reliable nor comparable. Not all publicly traded securities are ranked; data may be incorrect or out of date. Rankings are for informational purposes only and do not constitute investment advice. [Full disclaimer](#)

## SPOTLIGHT ON: CHE.UN.CA – 4.6% YIELD

### Chemtrade Logistics Income Fund



Chemtrade Logistics Income Fund is a limited purpose trust. Co. provides industrial chemicals and services to customers in North America and around the world. Co. operates in four business segments: Sulphur Products & Performance Chemicals ("SPPC"), Water Solutions & Specialty Chemicals ("WSSC"), Electrochemicals ("EC") and Corporate ("Corp").

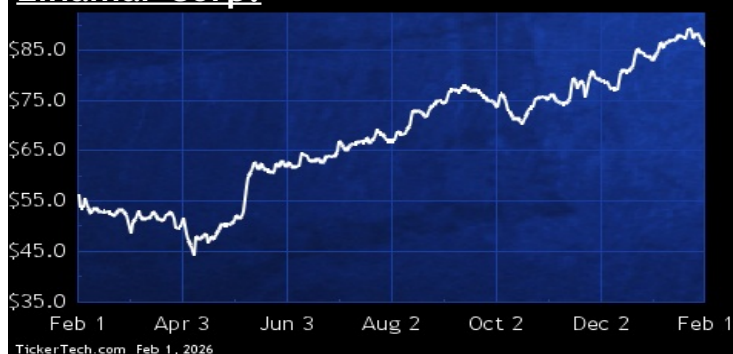
## MANUFACTURING

DividendRank	Symbol	Dividend	Recent Yield*
#1	<a href="#">LNR.CA</a>	Q 1.16	1.34%
#2	<a href="#">MG.CA</a>	Q 1.94	2.73%
#3	<a href="#">ET.CA</a>	Q 0.82	5.64%
#4	<a href="#">GIL.CA</a>	Q 0.90	1.02%
#5	<a href="#">XTC.CA</a>	Q 0.42	6.08%
#6	<a href="#">MRE.CA</a>	Q 0.20	2.06%
#7	<a href="#">VCM.CA</a>	Q 0.22	2.20%

\* (updated Friday, January 30, 2:04 AM) Yield calculations vary and may not be reliable nor comparable. Not all publicly traded securities are ranked; data may be incorrect or out of date. Rankings are for informational purposes only and do not constitute investment advice. [Full disclaimer](#)

## SPOTLIGHT ON: LNR.CA – 1.3% YIELD

### Linamar Corp.



Linamar Corporation is a Canada-based advanced manufacturing company. Co. is engaged in providing manufacturing solutions and developing engineered products. Its segments include Industrial and Mobility. The Industrial segment consists of MacDon, Salford, Bourgault, and Skyjack. MacDon manufactures combined draper headers and self-propelled windrowers for the agricultural harvesting industry. Skyjack manufactures scissor, boom, and telehandler lifts for the aerial work platform industry.

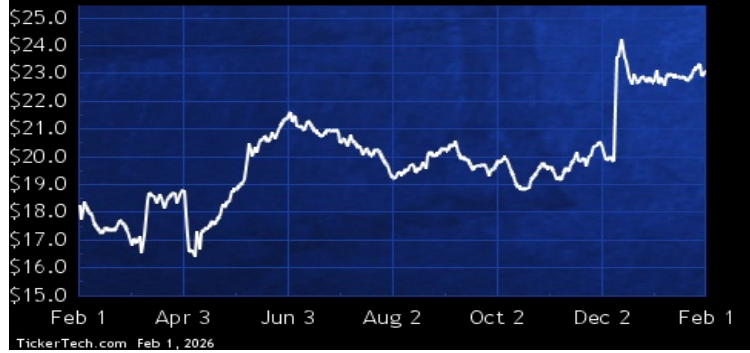
## MATERIALS

DividendRank	Symbol	Dividend	Recent Yield*
#1	<a href="#">TCL.A.CA</a>	Q 0.90	3.90%
#2	<a href="#">SXP.CA</a>	Q 0.20	5.35%
#3	<a href="#">NTR.CA</a>	Q 2.18	2.27%
#4	<a href="#">SJ.CA</a>	Q 1.24	1.36%
#5	<a href="#">CAS.CA</a>	Q 0.48	3.70%
#6	<a href="#">ADN.CA</a>	Q 1.16	7.05%
#7	<a href="#">CCL.B.CA</a>	Q 1.28	1.58%
#8	<a href="#">WFG.CA</a>	Q 1.28	1.36%
#9	<a href="#">ADEN.CA</a>	Q 0.64	1.74%
#10	<a href="#">KPT.CA</a>	Q 0.72	7.13%
#11	<a href="#">WPK.CA</a>	Q 0.20	0.46%
#12	<a href="#">BOS.CA</a>	Q 0.14	2.98%

\* (updated Friday, January 30, 2:04 AM) Yield calculations vary and may not be reliable nor comparable. Not all publicly traded securities are ranked; data may be incorrect or out of date. Rankings are for informational purposes only and do not constitute investment advice. [Full disclaimer](#)

## SPOTLIGHT ON: TCL.A.CA – 3.9% YIELD

### Transcontinental Inc



Transcontinental Inc. is engaged in flexible packaging in North America and in retail services in Canada. It is also Canada's largest printer. It conducts business in Canada, the U.S., Latin America and the United Kingdom in three separate sectors: the Packaging Sector, the Retail Services and Printing Sector and the Media Sector. Its Packaging Sector specializes in extrusion, lamination, printing, and converting packaging solutions, manufacturing of flexible plastic, including rollstock, labels, die cut lids, shrink films, bags and pouches and advanced coatings.

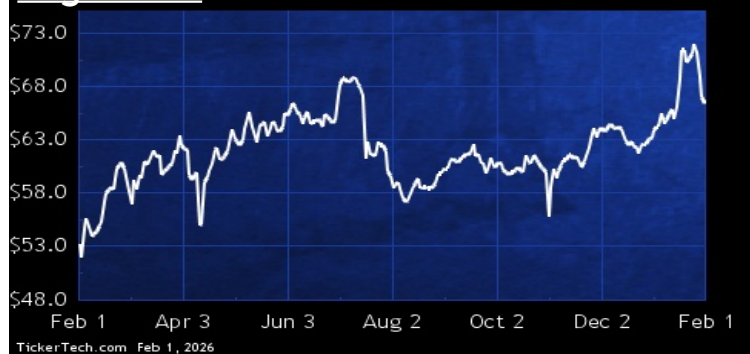
## MEDIA

DividendRank	Symbol	Dividend	Recent Yield*
#1	<a href="#">CGO.CA</a>	Q 3.95	5.94%
#2	<a href="#">QBR.B.CA</a>	Q 1.40	2.88%
#3	<a href="#">Y.CA</a>	Q 1.00	8.58%
#4	<a href="#">RAY.A.CA</a>	Q 0.34	2.19%
#5	<a href="#">DCM.CA</a>	Q 0.10	6.02%

\* (updated Friday, January 30, 2:04 AM) Yield calculations vary and may not be reliable nor comparable. Not all publicly traded securities are ranked; data may be incorrect or out of date. Rankings are for informational purposes only and do not constitute investment advice. [Full disclaimer](#)

## SPOTLIGHT ON: CGO.CA – 5.9% YIELD

### Cogeco Inc



Cogeco Inc. is a diversified holding corporation which operates in the telecommunications and media sectors. Co.'s subsidiary Cogeco Communications Inc. (Cogeco Communications) subsidiary is a telecommunications corporation operating through its business units Cogeco Connexion and Breezeline. Cogeco Communications provides Internet, video, and phone services in the provinces of Quebec and Ontario as well as in thirteen states in the U.S.. Through Cogeco Media, it owns and operates 21 radio stations primarily in the province of Quebec as well as a news agency. It operates through two segments: Canadian telecommunications and American telecommunications.

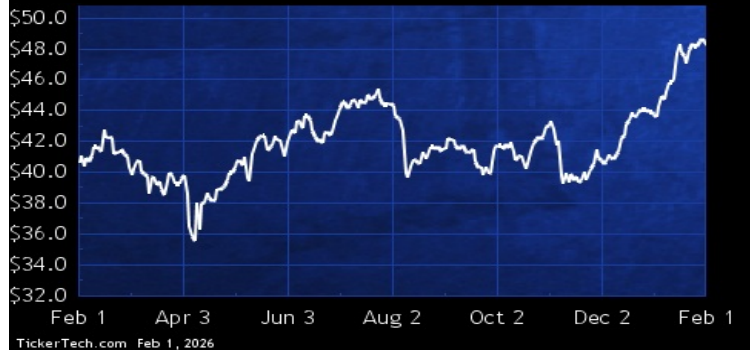
## METALS & MINING

DividendRank	Symbol	Dividend	Recent Yield*
#1	<a href="#">RUS.CA</a>	Q 1.72	3.54%
#2	<a href="#">ABX.CA</a>	Q 0.70	1.00%
#3	<a href="#">ORA.CA</a>	Q 1.32	2.87%
#4	<a href="#">EDV.CA</a>	S 1.24	1.52%
#5	<a href="#">CG.CA</a>	Q 0.28	1.06%
#6	<a href="#">LIF.CA</a>	Q 1.40	4.63%
#7	<a href="#">FNV.CA</a>	Q 1.76	0.50%
#8	<a href="#">ARG.CA</a>	Q 0.20	3.20%
#9	<a href="#">OR.CA</a>	Q 0.22	0.36%
#10	<a href="#">THX.CA</a>	Q 0.05	2.89%
#11	<a href="#">ALS.CA</a>	Q 0.40	0.87%
#12	<a href="#">DNG.CA</a>	M 0.16	2.43%
#13	<a href="#">WPM.CA</a>	Q 0.66	0.32%
#14	<a href="#">AEM.CA</a>	Q 1.60	0.55%
#15	<a href="#">TXG.CA</a>	Q 0.60	0.79%

\* (updated Friday, January 30, 2:04 AM) Yield calculations vary and may not be reliable nor comparable. Not all publicly traded securities are ranked; data may be incorrect or out of date. Rankings are for informational purposes only and do not constitute investment advice. [Full disclaimer](#)

## SPOTLIGHT ON: RUS.CA — 3.5% YIELD

### Russel Metals Inc.



Russel Metals is a metals distribution company in North America. Co. primarily distributes steel and other metal products in three business segments. Metals Service Centers offer metal products in different sizes, shapes and specifications, including carbon hot rolled and cold finished steel, pipe and tubular products, stainless steel, aluminum and other non-ferrous specialty metals. Energy field store carries a specialized product line focused on the needs of energy industry customers including items such as flanges, valves, and fittings. Steel Distribution act as master distributors selling steel to customers primarily carbon steel plate, flat rolled products, beams, channel, and pipe.

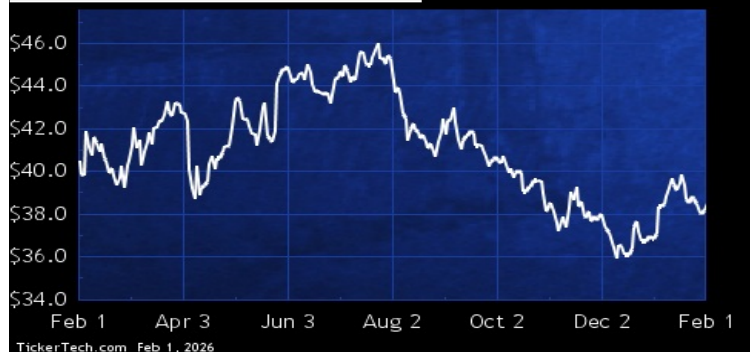
## REAL ESTATE

DividendRank	Symbol	Dividend	Recent Yield*
#1	<a href="#">CAR.UN.CA</a>	M 1.55	4.06%
#2	<a href="#">REI.UN.CA</a>	M 1.16	5.92%
#3	<a href="#">FCR.UN.CA</a>	M 0.91	4.60%
#4	<a href="#">BEI.UN.CA</a>	M 1.62	2.39%
#5	<a href="#">SRU.UN.CA</a>	M 1.85	6.88%
#6	<a href="#">KMP.UN.CA</a>	M 0.72	4.13%
#7	<a href="#">DIR.UN.CA</a>	M 0.70	5.41%
#8	<a href="#">CHP.UN.CA</a>	M 0.77	4.98%
#9	<a href="#">AX.UN.CA</a>	M 0.60	6.39%
#10	<a href="#">CRR.UN.CA</a>	M 0.90	5.76%
#11	<a href="#">HR.UN.CA</a>	M 0.60	5.58%
#12	<a href="#">CRT.UN.CA</a>	M 0.95	5.74%
#13	<a href="#">SGR.UN.CA</a>	M 0.86	5.51%
#14	<a href="#">IIP.UN.CA</a>	M 0.40	2.96%
#15	<a href="#">AP.UN.CA</a>	M 0.72	5.08%

\* (updated Friday, January 30, 2:04 AM) Yield calculations vary and may not be reliable nor comparable. Not all publicly traded securities are ranked; data may be incorrect or out of date. Rankings are for informational purposes only and do not constitute investment advice. [Full disclaimer](#)

## SPOTLIGHT ON: CAR.UN.CA — 4.1% YIELD

### Canadian Apartment Properties Real Estate Investment Trust



Canadian Apartment Properties Real Estate Investment Trust is an open-ended mutual fund real estate investment trust. Co.'s investment objectives is to provide unitholders with long-term, stable and predictable monthly cash distributions, grow NFFO, sustainable distributions and unit value through the active management of its properties, accretive acquisitions, developments and intensifications and strong financial management, and invest capital within the property portfolio in order to maximize earnings and cash flow potential and to help ensure life safety and satisfaction of residents.

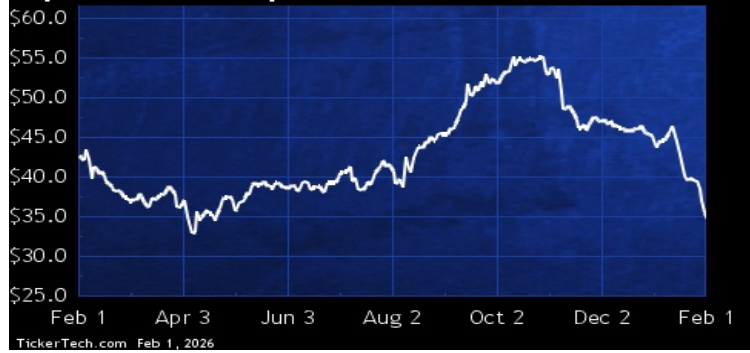
## TECHNOLOGY

DividendRank	Symbol	Dividend	Recent Yield*
#1	<a href="#">OTEX.CA</a>	Q 1.10	3.09%
#2	<a href="#">ENGH.CA</a>	Q 1.20	6.49%
#3	<a href="#">CSU.CA</a>	Q 4.00	0.21%
#4	<a href="#">ONEX.CA</a>	Q 0.40	0.35%
#5	<a href="#">HPS.A.CA</a>	Q 1.10	0.61%
#6	<a href="#">TCS.CA</a>	Q 0.36	1.36%
#7	<a href="#">HMM.A.CA</a>	S 0.06	0.59%
#8	<a href="#">DND.CA</a>	Q 0.07	1.80%
#9	<a href="#">CMG.CA</a>	Q 0.04	0.81%
#10	<a href="#">SYZ.CA</a>	Q 0.04	0.91%

\* (updated Friday, January 30, 2:04 AM) Yield calculations vary and may not be reliable nor comparable. Not all publicly traded securities are ranked; data may be incorrect or out of date. Rankings are for informational purposes only and do not constitute investment advice. [Full disclaimer](#)

## SPOTLIGHT ON: OTEX.CA – 3.1% YIELD

### Open Text Corp



Open Text Corporation is a Canada-based information management company that provides a wide range of software and services. Its Information Management platform offers secure, scalable solutions for global enterprises, SMBs, and governments. Through the OpenText Cloud, the company delivers an integrated portfolio that helps organizations manage modern work, automate application delivery, and optimize digital supply chains. Key offerings include the Content Cloud, Cybersecurity Cloud, Business Network Cloud, and AI Cloud, all designed to enhance operational efficiency and information management across various sectors.

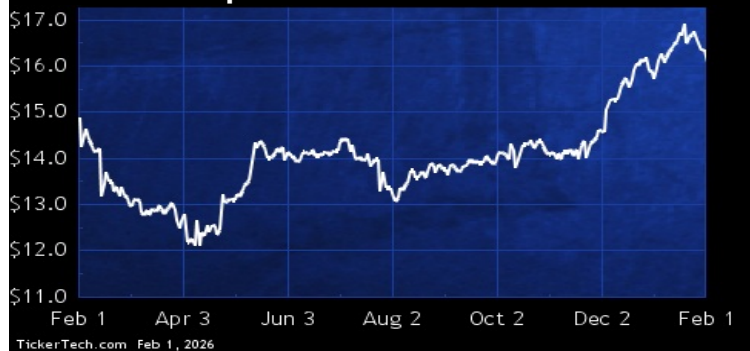
## TRANSPORTATION

DividendRank	Symbol	Dividend	Recent Yield*
#1	<a href="#">MTL.CA</a>	M 0.84	5.13%
#2	<a href="#">EIF.CA</a>	M 2.76	2.87%
#3	<a href="#">CNR.CA</a>	Q 3.55	2.61%
#4	<a href="#">ALC.CA</a>	Q 0.80	4.10%
#5	<a href="#">TFIL.CA</a>	Q 1.88	1.27%
#6	<a href="#">WTE.CA</a>	Q 1.50	5.09%
#7	<a href="#">CJT.CA</a>	Q 1.40	1.48%
#8	<a href="#">CP.CA</a>	Q 0.91	0.89%
#9	<a href="#">CHR.CA</a>	Q 0.32	1.48%

\* (updated Friday, January 30, 2:04 AM) Yield calculations vary and may not be reliable nor comparable. Not all publicly traded securities are ranked; data may be incorrect or out of date. Rankings are for informational purposes only and do not constitute investment advice. [Full disclaimer](#)

## SPOTLIGHT ON: MTL.CA – 5.1% YIELD

### Mullen Group Ltd



Mullen Group Ltd. is a logistics provider. Its segments include Less-Than-Truckload, Logistics & Warehousing, Specialized & Industrial Services and U.S. & International Logistics. Less-Than-Truckload provides final or last mile delivery of general freight consisting of smaller shipments, packages and parcels. Logistics & Warehousing provides shippers throughout North America with a range of trucking and logistics service offerings: full truckload, specialized transportation, warehousing, fulfillment centers that handle e-commerce transactions and transload facilities designed for intermodal and bulk shipments.

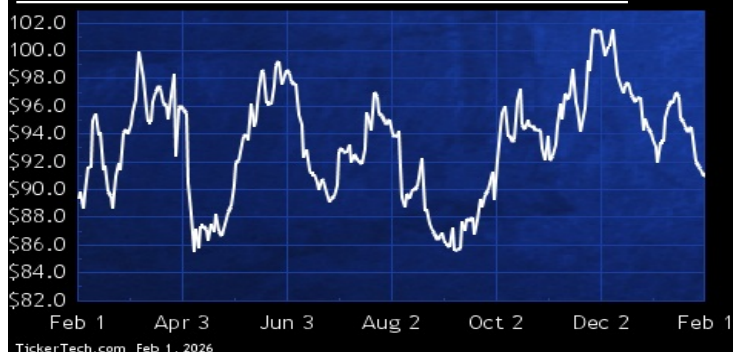
## TRAVEL & ENTERTAINMENT

DividendRank	Symbol	Dividend	Recent Yield*
#1	<a href="#">QSR.CA</a>	Q 2.48	2.73%
#2	<a href="#">MTY.CA</a>	Q 1.48	3.53%
#3	<a href="#">BPF.UN.CA</a>	M 1.44	6.17%
#4	<a href="#">SRV.UN.CA</a>	M 1.26	8.20%
#5	<a href="#">TOY.CA</a>	Q 0.48	2.55%
#6	<a href="#">GH.CA</a>	M 0.60	5.04%
#7	<a href="#">PZA.CA</a>	M 0.93	5.79%
#8	<a href="#">PBL.CA</a>	Q 0.20	1.06%

\* (updated Friday, January 30, 2:04 AM) Yield calculations vary and may not be reliable nor comparable. Not all publicly traded securities are ranked; data may be incorrect or out of date. Rankings are for informational purposes only and do not constitute investment advice. [Full disclaimer](#)

## SPOTLIGHT ON: QSR.CA – 2.7% YIELD

### Restaurant Brands International Inc



Restaurant Brands International Inc. is a quick-service restaurant company. It franchises and operates quick-service restaurants serving coffee and other beverage and food products. Its segments include Tim Hortons (TH), Burger King (BK), Popeyes Louisiana Kitchen (PLK), Firehouse Subs (FHS), International (INTL) and Restaurant Holdings. Under the Tim Hortons brand, it operates in the donut/coffee/tea category of the quick service segment of the restaurant industry. Under the Burger King brand, it operates in the fast-food hamburger restaurant category of the quick service segment of the restaurant industry.

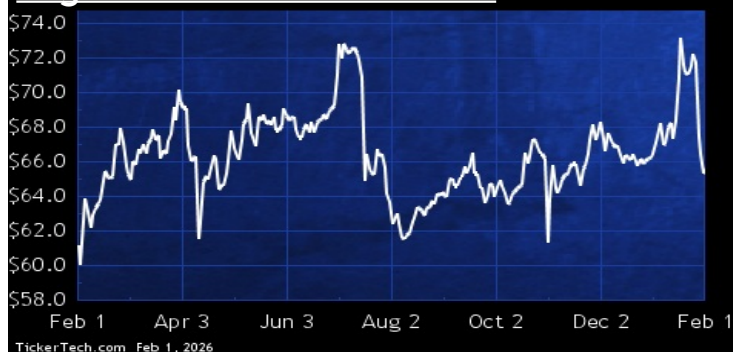
## UTILITIES

DividendRank	Symbol	Dividend	Recent Yield*
#1	<a href="#">CCA.CA</a>	Q 3.95	6.04%
#2	<a href="#">T.CA</a>	Q 1.67	8.92%
#3	<a href="#">FTS.CA</a>	Q 2.56	3.54%
#4	<a href="#">CPX.CA</a>	Q 2.76	4.49%
#5	<a href="#">CU.CA</a>	Q 1.85	4.20%
#6	<a href="#">EMA.CA</a>	Q 2.93	4.31%
#7	<a href="#">ALA.CA</a>	Q 1.34	3.25%
#8	<a href="#">H.CA</a>	Q 1.33	2.48%
#9	<a href="#">BCE.CA</a>	Q 1.75	5.09%
#10	<a href="#">BEPC.CA</a>	Q 1.49	2.81%
#11	<a href="#">ACO.X.CA</a>	Q 2.08	3.54%
#12	<a href="#">NPI.CA</a>	M 0.72	3.86%
#13	<a href="#">AQN.CA</a>	Q 0.37	4.21%
#14	<a href="#">WCN.CA</a>	Q 1.40	0.62%
#15	<a href="#">BLX.CA</a>	Q 0.66	2.64%

\* (updated Friday, January 30, 2:04 AM) Yield calculations vary and may not be reliable nor comparable. Not all publicly traded securities are ranked; data may be incorrect or out of date. Rankings are for informational purposes only and do not constitute investment advice. [Full disclaimer](#)

## SPOTLIGHT ON: CCA.CA – 6.0% YIELD

### Cogeco Communications Inc



Cogeco Communications Inc. is a telecommunications company, which operates through its business units Cogeco Connexion and Breezeline. It provides Internet, video and wireline phone services in Canada, and in 13 states in the U.S. (U.S.) under the Cogeco Connexion, oxio, and Breezeline brand names. Breezeline also offers wireless services in most of the U.S. states in which it operates. It operates in two segments: Canadian telecommunications and American telecommunications. The Canadian telecommunications activities are carried out by Cogeco Connexion in the provinces of Quebec and Ontario.



 **Canada Stock Channel**  
*"Educating U.S. Investors About Canadian Stocks"*