

## January, 2016 – DividendRank Report

<http://www.canadastockchannel.com/>

History has shown that the bulk of the stock market's returns are delivered by dividends. Only consistently profitable companies can afford to keep paying dividends, so profitability is of critical importance. And investors shouldn't pay too expensive a price to buy a stock, even if the company itself is strong. So therefore, dividend investors should be most interested in researching the strongest most profitable companies, that also happen to be trading at an attractive valuation.

Each month, Canada Stock Channel screens through our coverage universe of dividend paying Canadian stocks, to look at a variety of data – dividend history & yield, book value, quarterly earnings – and compare it to the stock's trading data to come up with certain calculations about profitability and about the stock's valuation (whether we think it looks "cheap" or "expensive"). Our proprietary DividendRank formula ranks stocks within the following 18 sectors/categories, to identify the top most "interesting" ideas that merit further research.



Business Services & Equipment

Construction

Consumer Goods

Consumer Services

Energy

ETFs & CEFs

Financial

Healthcare

Industrial

Manufacturing

Materials

Media

Metals & Mining

Real Estate

Technology

Transportation

Travel & Entertainment

Utilities

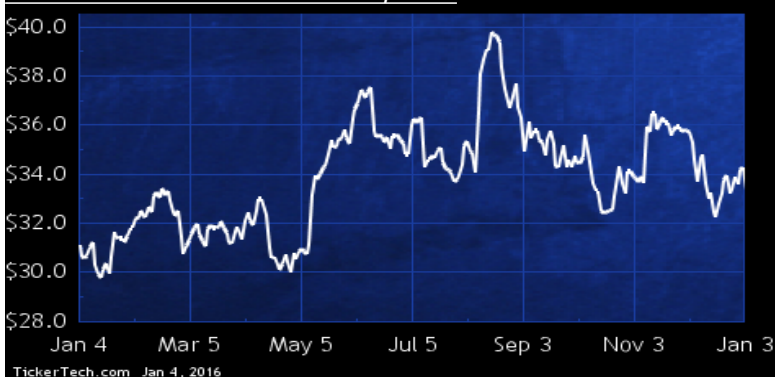
## Business Services & Equipment

DividendRank	Symbol	Dividend	Recent Yield*
#1	<a href="#">RBA.CA</a>	Q 0.64	1.92%
#2	<a href="#">STN.CA</a>	Q 0.42	1.23%
#3	<a href="#">MSI.CA</a>	M 0.78	5.39%
#4	<a href="#">BDI.CA</a>	M 0.60	8.26%
#5	<a href="#">DH.CA</a>	Q 1.28	4.05%
#6	<a href="#">DCI.CA</a>	M 1.44	11.58%
#7	<a href="#">KBL.CA</a>	M 1.20	2.36%
#8	<a href="#">CTY.CA</a>	Q 1.12	6.94%
#9	<a href="#">HNL.CA</a>	Q 0.16	7.08%
#10	<a href="#">BYD.UN.CA</a>	M 0.50	0.77%
#11	<a href="#">IAM.CA</a>	A 0.06	6.00%
#12	<a href="#">AHF.CA</a>	Q 0.02	6.90%
#13	<a href="#">CWL.CA</a>	Q 0.08	5.60%

\*(updated 8 hours, 49 minutes ago) Yield calculations vary and may not be reliable nor comparable. Not all publicly traded securities are ranked; data may be incorrect or out of date. Rankings are for informational purposes only and do not constitute investment advice. [Full disclaimer](#)

## Spotlight On: RBA.CA — 1.9% Yield

### Ritchie Bros. Auctioneers, Inc.



Ritchie Bros. Auctioneers sells industrial equipment and other assets for the construction, agricultural, transportation, energy, mining, forestry, material handling, marine and real estate industries at its unreserved auctions and online marketplace. The customers are both buyers and sellers of equipment, trucks and other industrial assets. Co. has two segments: Ritchie Bros. Auctioneers segment, provides unreserved industrial and agricultural equipment auctions; and Ritchie Bros. EquipmentOne segment, provides an online marketplace where buyers and sellers negotiate, complete and settle their transaction.

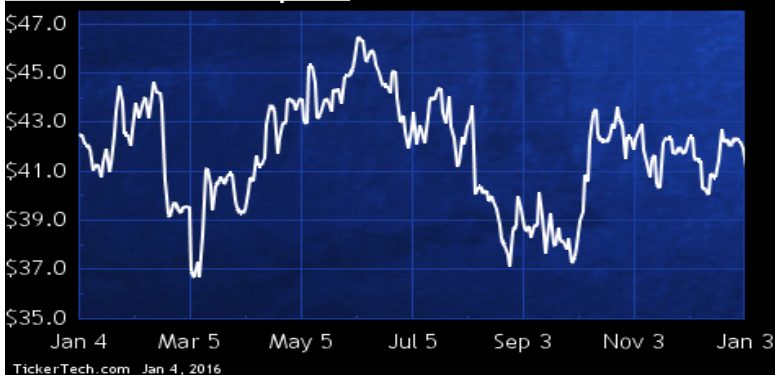
## Construction

DividendRank	Symbol	Dividend	Recent Yield*
#1	<a href="#">SNC.CA</a>	Q 1.00	2.44%
#2	<a href="#">TIH.CA</a>	Q 0.68	2.16%
#3	<a href="#">WSP.CA</a>	Q 1.50	3.53%
#4	<a href="#">ARE.CA</a>	Q 0.40	2.60%
#5	<a href="#">RME.CA</a>	Q 0.46	7.38%
#6	<a href="#">BDT.CA</a>	M 0.76	5.84%
#7	<a href="#">BAD.CA</a>	M 0.36	1.48%
#8	<a href="#">SOX.CA</a>	Q 0.48	8.44%
#9	<a href="#">SXI.CA</a>	A 0.01	2.60%

\*(updated 8 hours, 49 minutes ago) Yield calculations vary and may not be reliable nor comparable. Not all publicly traded securities are ranked; data may be incorrect or out of date. Rankings are for informational purposes only and do not constitute investment advice. [Full disclaimer](#)

## Spotlight On: SNC.CA — 2.4% Yield

### SNC - Lavalin Group Inc



SNC-Lavalin Group is an engineering and construction group that operates four categories of activity: Services, Packages, Operations and Maintenance (O&M), and Infrastructure Concession Investments (ICI). Services consist of contracts in which Co. provides engineering services, feasibility studies, planning, detailed design, contractor evaluation and selection, project and construction management, and commissioning. Packages consist of contracts in which Co. provides Services activities, materials and equipment, and construction activities. O&M provides operations, maintenance and logistics solutions. ICI consists of equity investments in infrastructure concessions for public services.

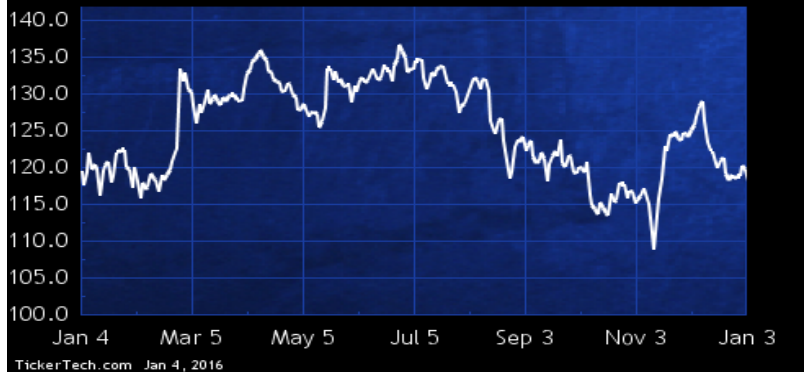
## Consumer Goods

DividendRank	Symbol	Dividend	Recent Yield*
#1	<a href="#">CTC.A.CA</a>	Q 2.30	1.95%
#2	<a href="#">PBH.CA</a>	Q 1.38	3.62%
#3	<a href="#">NWC.CA</a>	Q 1.24	4.33%
#4	<a href="#">CVL.CA</a>	Q 0.85	6.42%
#5	<a href="#">ACQ.CA</a>	Q 1.00	4.15%
#6	<a href="#">SAP.CA</a>	Q 0.54	1.64%
#7	<a href="#">LIQ.CA</a>	M 1.08	12.91%
#8	<a href="#">WN.CA</a>	Q 1.70	1.59%
#9	<a href="#">CTC.CA</a>	Q 2.30	1.15%
#10	<a href="#">DOL.CA</a>	Q 0.36	0.46%
#11	<a href="#">MFI.CA</a>	Q 0.32	1.35%
#12	<a href="#">PJC.A.CA</a>	Q 0.44	2.46%
#13	<a href="#">LNF.CA</a>	Q 0.40	2.85%
#14	<a href="#">HLF.CA</a>	Q 0.48	3.09%
#15	<a href="#">TPX.B.CA</a>	Q 2.18	1.68%

\*(updated 8 hours, 49 minutes ago) Yield calculations vary and may not be reliable nor comparable. Not all publicly traded securities are ranked; data may be incorrect or out of date. Rankings are for informational purposes only and do not constitute investment advice. [Full disclaimer](#)

## Spotlight On: CTC.A.CA – 1.9% Yield

### Canadian Tire Corp., Ltd



Canadian Tire Corporation operates in four main businesses namely Canadian Tire Retail, a general merchandise retailer operated by Associate Dealers, online shopping channel and PartSource; Mark's Work Wearhouse, a clothing and footwear retailer, operating under the Mark's Work Wearhouse's banner and in Quebec, "LEquipeur®"; Canadian Tire Petroleum, an independent retailer of gasoline; and Canadian Tire Financial Services, which markets a range of Canadian Tire-branded credit cards, including the Canadian Tire Options® MasterCard® and Gas Advantage® MasterCard®, and personal loans, insurance and warranty products, and an emergency roadside assistance service.

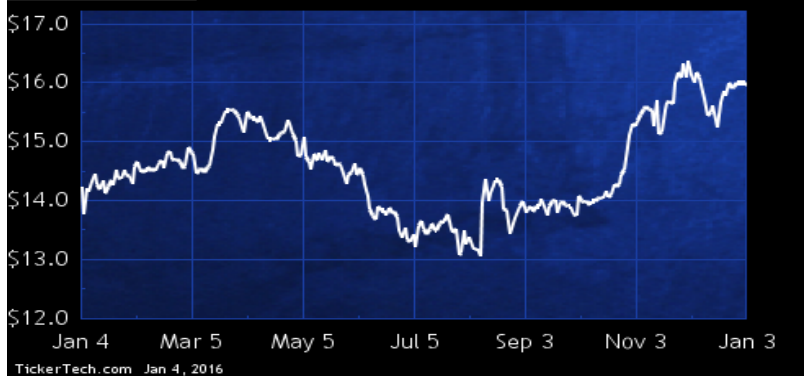
## Consumer Services

DividendRank	Symbol	Dividend	Recent Yield*
#1	<a href="#">ECI.CA</a>	M 0.84	5.26%
#2	<a href="#">SIA.CA</a>	M 0.90	5.58%
#3	<a href="#">PLC.CA</a>	M 0.46	3.85%
#4	<a href="#">AF.CA</a>	Q 0.18	1.74%

\*(updated 8 hours, 49 minutes ago) Yield calculations vary and may not be reliable nor comparable. Not all publicly traded securities are ranked; data may be incorrect or out of date. Rankings are for informational purposes only and do not constitute investment advice. [Full disclaimer](#)

## Spotlight On: ECI.CA – 5.3% Yield

### EnerCare Inc



Enercare is the successor to the Consumers Waterheater Income Fund following the conversion of the Fund from an income trust to a corporate structure pursuant to a plan of arrangement under the Canada Business Corporation Act on Jan 1 2011. Co., through its wholly-owned subsidiaries, owns a portfolio of water heaters and other assets which are rented to customers across Ontario.

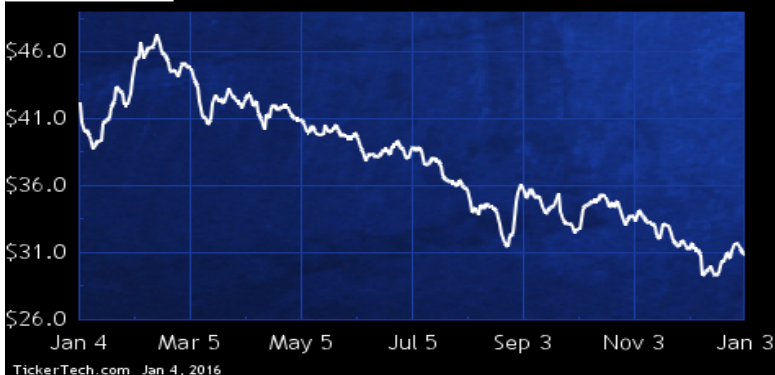
## Energy

DividendRank	Symbol	Dividend	Recent Yield*
#1	<a href="#">ALA.CA</a>	M 1.98	6.41%
#2	<a href="#">ENB.CA</a>	Q 2.12	4.61%
#3	<a href="#">ENF.CA</a>	M 1.87	6.66%
#4	<a href="#">TRP.CA</a>	Q 2.08	4.61%
#5	<a href="#">VET.CA</a>	M 2.58	6.86%
#6	<a href="#">GEI.CA</a>	Q 1.28	9.27%
#7	<a href="#">WCP.CA</a>	M 0.75	8.27%
#8	<a href="#">KEY.CA</a>	M 1.50	3.73%
#9	<a href="#">PPL.CA</a>	M 1.83	6.07%
#10	<a href="#">IPL.CA</a>	M 1.56	7.03%
#11	<a href="#">PEY.CA</a>	M 1.32	5.31%
#12	<a href="#">VSN.CA</a>	M 1.00	11.29%
#13	<a href="#">ARX.CA</a>	M 1.20	7.19%
#14	<a href="#">HSE.CA</a>	Q 1.20	8.39%
#15	<a href="#">ESI.CA</a>	Q 0.48	6.51%

\*(updated 8 hours, 49 minutes ago) Yield calculations vary and may not be reliable nor comparable. Not all publicly traded securities are ranked; data may be incorrect or out of date. Rankings are for informational purposes only and do not constitute investment advice. [Full disclaimer](#)

## Spotlight On: ALA.CA — 6.4% Yield

### AltaGas Ltd



AltaGas, energy infrastructure company, focus on natural gas, power and regulated utilities. Co.'s operating segments are (i) Gas includes natural gas liquids ("NGL") processing and extraction plants, transmission pipelines to transport natural gas and NGL, natural gas gathering lines, field processing and natural gas storage facilities, energy consulting and sale of natural gas and electricity; (ii) Power includes coal-fired and gas-fired power output under power purchase arrangements and other agreements, gas-fired power, wind and run-of-river power plants, and sale of power to commercial and industrial users in Alberta; and (iii) Utility includes regulated natural gas distribution assets.

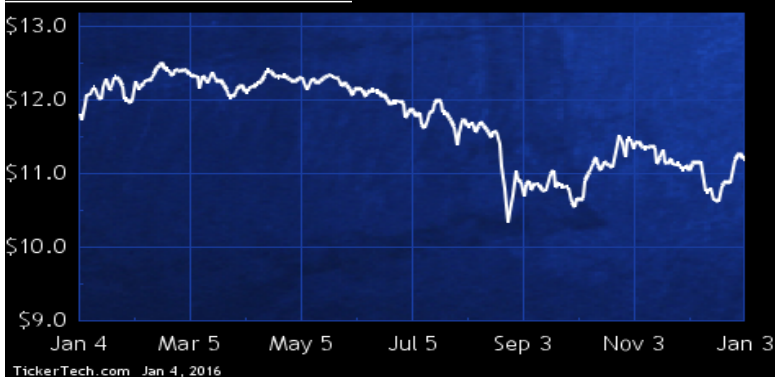
## ETFs & CEFs

DividendRank	Symbol	Dividend	Recent Yield*
#1	<a href="#">EIT.UN.CA</a>	M 1.20	10.71%
#2	<a href="#">RBN.UN.CA</a>	M 0.84	10.55%
#3	<a href="#">BGI.UN.CA</a>	Q 0.60	9.70%
#4	<a href="#">OCS.UN.CA</a>	Q 0.70	10.58%
#5	<a href="#">MFR.UN.CA</a>	M 0.68	8.96%
#6	<a href="#">SIN.UN.CA</a>	M 0.65	10.64%
#7	<a href="#">YP.UN.CA</a>	M 0.60	10.87%
#8	<a href="#">RPI.UN.CA</a>	M 0.88	4.60%
#9	<a href="#">FRL.UN.CA</a>	M 0.65	7.94%
#10	<a href="#">MID.UN.CA</a>	M 0.72	10.20%
#11	<a href="#">MLP.CA</a>	M 0.70	11.55%
#12	<a href="#">FFI.UN.CA</a>	M 0.96	8.06%
#13	<a href="#">IDX.UN.CA</a>	M 0.84	8.40%
#14	<a href="#">DCD.UN.CA</a>	Q 1.20	9.31%
#15	<a href="#">HAB.CA</a>	M 0.38	3.53%

\*(updated 8 hours, 49 minutes ago) Yield calculations vary and may not be reliable nor comparable. Not all publicly traded securities are ranked; data may be incorrect or out of date. Rankings are for informational purposes only and do not constitute investment advice. [Full disclaimer](#)

## Spotlight On: EIT.UN.CA — 10.7% Yield

### Canoe EIT Income Fund



Canoe EIT Income Fund is a closed-end investment trust. The Trust's investment objectives are to maximize monthly distributions relative to risk and maximize net asset value, while maintaining and expanding a diversified investment portfolio, primarily through acquiring, investing, holding, transferring, disposing of or otherwise dealing with or in equity and debt securities of royalty and income trusts, corporations, partnerships, or other issuers and such other investments as the Manager may determine in its sole discretion from time to time. As of Dec 31 2009, total fair value of the Trust's investment portfolio was C\$1,661,584,000.

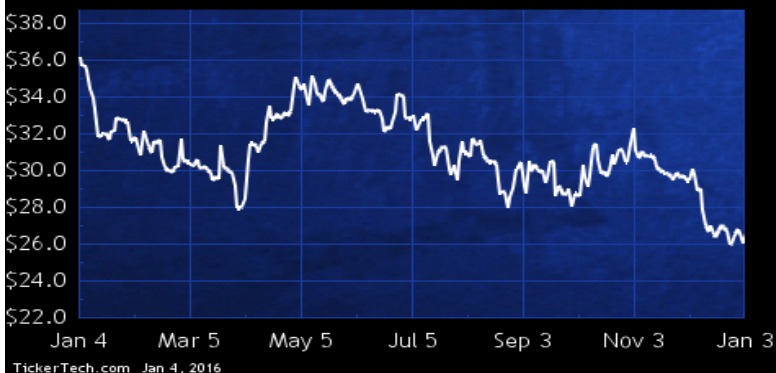
## Financial

DividendRank	Symbol	Dividend	Recent Yield*
#1	<a href="#">MIC.CA</a>	Q 1.68	6.32%
#2	<a href="#">BNS.CA</a>	Q 2.80	5.01%
#3	<a href="#">PWF.CA</a>	Q 1.49	4.69%
#4	<a href="#">IGM.CA</a>	Q 2.25	6.37%
#5	<a href="#">CIX.CA</a>	M 1.32	4.32%
#6	<a href="#">RY.CA</a>	Q 3.16	4.27%
#7	<a href="#">CM.CA</a>	Q 4.60	5.05%
#8	<a href="#">BMO.CA</a>	Q 3.36	4.31%
#9	<a href="#">POW.CA</a>	Q 1.25	4.30%
#10	<a href="#">GWO.CA</a>	Q 1.30	3.78%
#11	<a href="#">NA.CA</a>	Q 2.16	5.36%
#12	<a href="#">LB.CA</a>	Q 2.32	4.81%
#13	<a href="#">AD.CA</a>	M 1.62	6.90%
#14	<a href="#">SLF.CA</a>	Q 1.56	3.62%
#15	<a href="#">CWB.CA</a>	Q 0.92	3.94%

\*(updated 8 hours, 49 minutes ago) Yield calculations vary and may not be reliable nor comparable. Not all publicly traded securities are ranked; data may be incorrect or out of date. Rankings are for informational purposes only and do not constitute investment advice. [Full disclaimer](#)

## Spotlight On: MIC.CA – 6.3% Yield

### Genworth MI Canada Inc



Genworth MI Canada, through its subsidiary Genworth Financial Mortgage Insurance Company Canada is engaged in mortgage insurance in Canada, and is regulated by the Office of the Superintendent of Financial Institutions Canada as well as financial services regulators in each province.

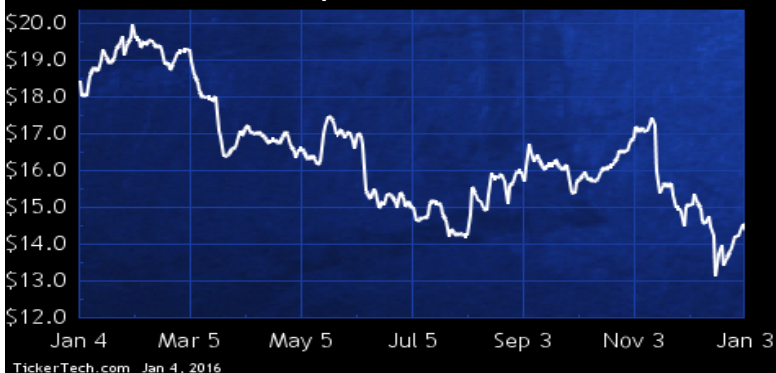
## Healthcare

DividendRank	Symbol	Dividend	Recent Yield*
#1	<a href="#">DR.CA</a>	M 1.12	7.82%

\*(updated 8 hours, 49 minutes ago) Yield calculations vary and may not be reliable nor comparable. Not all publicly traded securities are ranked; data may be incorrect or out of date. Rankings are for informational purposes only and do not constitute investment advice. [Full disclaimer](#)

## Spotlight On: DR.CA – 7.8% Yield

### Medical Facilities Corp



Medical Facilities through its wholly-owned U.S. subsidiary, owns indirect controlling interests in five limited liability entities (the "Centers"), each of which owns either a specialty surgical hospital or an ambulatory surgery center. The Centers provide facilities, including staff, surgical materials and supplies, and other support necessary for scheduled surgical, pain management, imaging, and diagnostic procedures and derive their revenue primarily from the fees charged for the use of these facilities. The Centers mainly focus on a limited number of clinical specialties such as orthopaedic, neurosurgery, pain management and other non-emergency elective procedures.

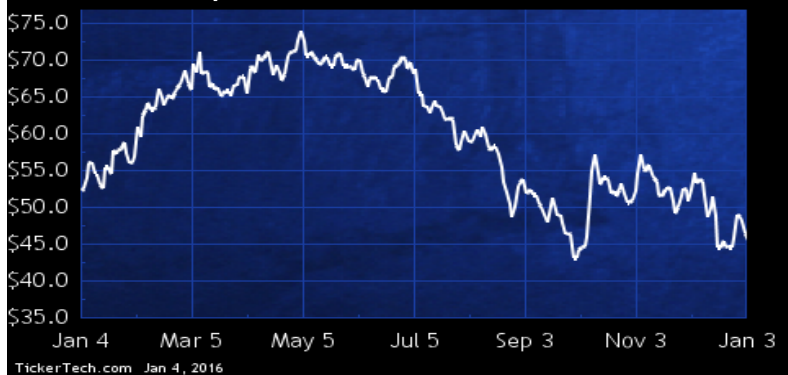
## Industrial

DividendRank	Symbol	Dividend	Recent Yield*
#1	<a href="#">MX.CA</a>	Q 1.10	2.41%
#2	<a href="#">CAE.CA</a>	Q 0.30	1.96%
#3	<a href="#">FTT.CA</a>	Q 0.73	3.91%
#4	<a href="#">AFN.CA</a>	M 2.40	7.22%
#5	<a href="#">XTC.CA</a>	Q 0.24	1.42%
#6	<a href="#">MAL.CA</a>	Q 0.23	1.43%
#7	<a href="#">CWX.CA</a>	Q 0.56	11.72%
#8	<a href="#">CFL.CA</a>	Q 0.08	10.96%
#9	<a href="#">RCH.CA</a>	Q 0.60	0.88%
#10	<a href="#">SIS.CA</a>	Q 0.20	3.63%
#11	<a href="#">CUS.CA</a>	Q 0.04	2.97%
#12	<a href="#">VLN.CA</a>	Q 0.40	2.64%
#13	<a href="#">TSL.CA</a>	Q 0.04	1.15%
#14	<a href="#">KLS.CA</a>	A 0.03	2.00%

\*(updated 8 hours, 49 minutes ago) Yield calculations vary and may not be reliable nor comparable. Not all publicly traded securities are ranked; data may be incorrect or out of date. Rankings are for informational purposes only and do not constitute investment advice. [Full disclaimer](#)

## Spotlight On: MX.CA — 2.4% Yield

### Methanex Corp



Methanex is engaged in producing and selling methanol, a clear liquid commodity chemical that is predominantly produced from natural gas and also, particularly in China, from coal. Co. supplies methanol to the major international markets of Asia Pacific, North America, Europe and Latin America.

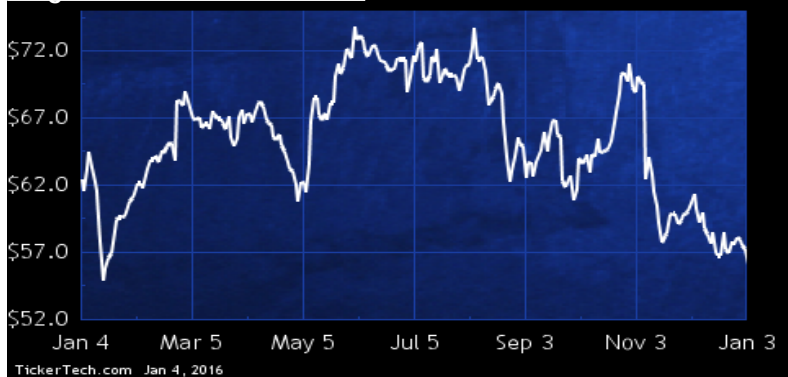
## Manufacturing

DividendRank	Symbol	Dividend	Recent Yield*
#1	<a href="#">MG.CA</a>	Q 0.88	1.57%
#2	<a href="#">ET.CA</a>	Q 0.72	4.12%
#3	<a href="#">DII.B.CA</a>	Q 1.20	3.83%
#4	<a href="#">NFI.CA</a>	M 0.62	2.19%
#5	<a href="#">LNR.CA</a>	Q 0.40	0.54%
#6	<a href="#">WJX.CA</a>	Q 1.00	5.96%
#7	<a href="#">MRE.CA</a>	Q 0.12	1.15%
#8	<a href="#">GIL.CA</a>	Q 0.34	0.86%
#9	<a href="#">VCM.CA</a>	Q 0.22	1.98%
#10	<a href="#">CDV.CA</a>	Q 0.12	1.99%
#11	<a href="#">CMI.CA</a>	Q 0.05	5.38%

\*(updated 8 hours, 49 minutes ago) Yield calculations vary and may not be reliable nor comparable. Not all publicly traded securities are ranked; data may be incorrect or out of date. Rankings are for informational purposes only and do not constitute investment advice. [Full disclaimer](#)

## Spotlight On: MG.CA — 1.6% Yield

### Magna International Inc.



Magna International is engaged in the design, development and manufacture of automotive systems, assemblies, modules and components, and engineer and assemble complete vehicles, primarily for sale to original equipment manufacturers of cars and light trucks in North America, Europe, Asia, South America and Africa. Co.'s capabilities include the design and manufacture of automotive interior systems; seating systems; closure systems; body and chassis systems; vision systems; electronic systems; exterior systems; powertrain systems; roof systems; hybrid and electric vehicles/systems, as well as vehicle engineering and contract manufacturing services.

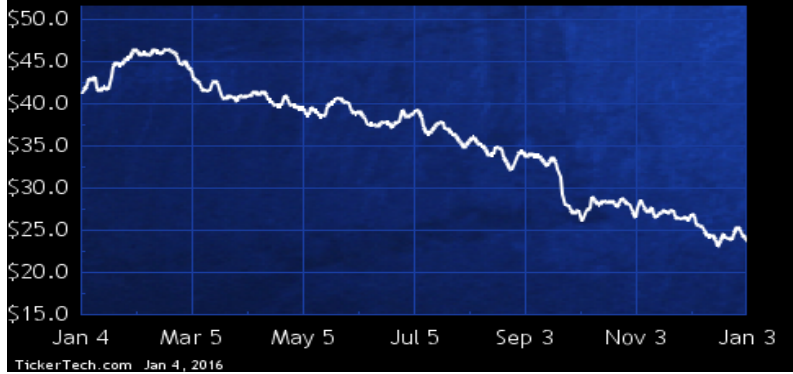
## Materials

DividendRank	Symbol	Dividend	Recent Yield*
#1	<a href="#">POT.CA</a>	Q 1.52	6.41%
#2	<a href="#">AGU.CA</a>	Q 3.50	2.83%
#3	<a href="#">WPK.CA</a>	Q 1.62	3.56%
#4	<a href="#">UFS.CA</a>	Q 1.60	3.13%
#5	<a href="#">ADN.CA</a>	Q 1.00	4.98%
#6	<a href="#">WEF.CA</a>	Q 0.08	3.54%
#7	<a href="#">CFX.CA</a>	Q 0.25	1.85%
#8	<a href="#">CCL.B.CA</a>	Q 1.50	0.67%
#9	<a href="#">KPT.CA</a>	Q 0.72	6.19%
#10	<a href="#">BOS.CA</a>	Q 0.24	1.38%
#11	<a href="#">SJ.CA</a>	Q 0.32	0.61%
#12	<a href="#">HWD.CA</a>	Q 0.22	1.23%
#13	<a href="#">NBD.CA</a>	Q 0.40	1.49%
#14	<a href="#">CAS.CA</a>	Q 0.16	1.26%
#15	<a href="#">SXP.CA</a>	Q 0.22	4.46%

\*(updated 8 hours, 49 minutes ago) Yield calculations vary and may not be reliable nor comparable. Not all publicly traded securities are ranked; data may be incorrect or out of date. Rankings are for informational purposes only and do not constitute investment advice. [Full disclaimer](#)

## Spotlight On: POT.CA – 6.4% Yield

### Potash Corp. of Saskatchewan Inc.



Potash Corp. of Saskatchewan is a fertilizer and related industrial and feed products company. Co.'s potash operations include the mining and production of potash, which is predominantly used as fertilizer. Co.'s phosphate operations include the manufacture and sale of solid and liquid phosphate fertilizers, phosphate feed and industrial acid, which is used in food products and industrial processes. Co.'s nitrogen operations include production of nitrogen fertilizers and nitrogen chemicals. These products are used for agricultural, industrial and animal nutrition purposes.

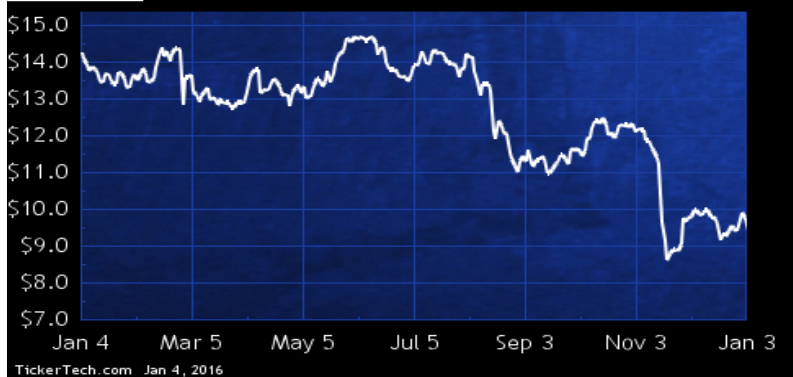
## Media

DividendRank	Symbol	Dividend	Recent Yield*
#1	<a href="#">AIM.CA</a>	Q 0.76	8.08%
#2	<a href="#">CJR.B.CA</a>	M 1.14	10.56%
#3	<a href="#">TCL.A.CA</a>	Q 0.68	3.94%
#4	<a href="#">TRI.CA</a>	Q 1.34	2.56%
#5	<a href="#">CCA.CA</a>	Q 1.56	2.53%
#6	<a href="#">CGO.CA</a>	Q 1.18	2.31%
#7	<a href="#">TS.B.CA</a>	Q 0.53	18.88%
#8	<a href="#">QBR.B.CA</a>	Q 0.14	0.42%
#9	<a href="#">NCC.A.CA</a>	S 0.18	1.64%
#10	<a href="#">GCT.C.CA</a>	Q 0.02	10.91%
#11	<a href="#">SAT.CA</a>	Q 0.08	5.00%
#12	<a href="#">GVC.CA</a>	Q 0.08	10.82%
#13	<a href="#">GCT.CA</a>	Q 0.02	12.01%

\*(updated 8 hours, 49 minutes ago) Yield calculations vary and may not be reliable nor comparable. Not all publicly traded securities are ranked; data may be incorrect or out of date. Rankings are for informational purposes only and do not constitute investment advice. [Full disclaimer](#)

## Spotlight On: AIM.CA – 8.1% Yield

### Aimia Inc



Groupe Aeroplan is engaged in the business of loyalty management. Co. operates in three business segments: Aeroplan Canada Inc., Carlson Marketing Inc. and Groupe Aeroplan Europe. Aeroplan Canada Inc. operates the Aeroplan Program, Canada's coalition loyalty program. Carlson Marketing Inc. is an international loyalty marketing services, engagement and events provider. Groupe Aeroplan Europe operates Nectar, the United Kingdom's coalition loyalty program.

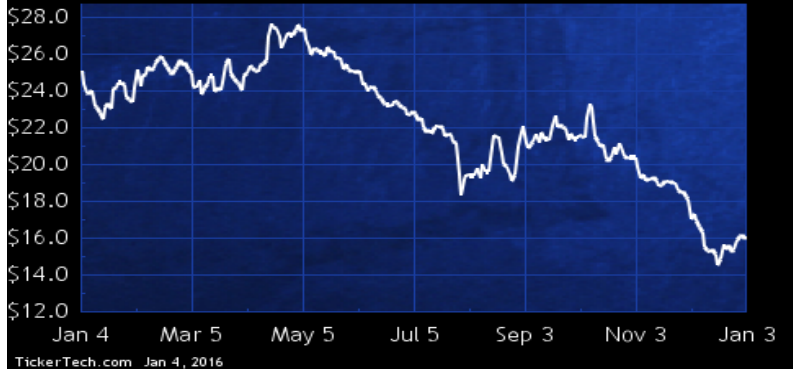
## Metals & Mining

DividendRank	Symbol	Dividend	Recent	Yield*
#1	<a href="#">RUS.CA</a>	Q 1.52		9.46%
#2	<a href="#">PSK.CA</a>	M 1.30		5.93%
#3	<a href="#">NSU.CA</a>	Q 0.16		4.27%
#4	<a href="#">CCO.CA</a>	Q 0.40		2.35%
#5	<a href="#">THO.CA</a>	M 0.24		2.01%
#6	<a href="#">G.CA</a>	M 0.24		1.50%
#7	<a href="#">LIF.CA</a>	Q 1.00	10.43%	
#8	<a href="#">CG.CA</a>	Q 0.16		2.43%
#9	<a href="#">OR.CA</a>	Q 0.16		1.18%
#10	<a href="#">DDC.CA</a>	S 0.40		2.83%
#11	<a href="#">PAA.CA</a>	Q 0.20		2.22%
#12	<a href="#">FNV.CA</a>	Q 0.84		1.33%
#13	<a href="#">CEE.CA</a>	S 0.02		1.49%
#14	<a href="#">APY.CA</a>	S 0.12	11.21%	
#15	<a href="#">MND.CA</a>	Q 0.03		5.19%

\*(updated 8 hours, 49 minutes ago) Yield calculations vary and may not be reliable nor comparable. Not all publicly traded securities are ranked; data may be incorrect or out of date. Rankings are for informational purposes only and do not constitute investment advice. [Full disclaimer](#)

## Spotlight On: RUS.CA — 9.5% Yield

### Russel Metals Inc.



Russel Metals is a metals distribution company, conducting business primarily in three segments: metals service centers which provides processing and distribution services of metal products in a range of sizes, shapes and specifications, including carbon hot rolled and cold finished steel, pipe and tubular products, stainless steel and aluminum; energy tubular products which distributes oil country tubular products, line pipe, tubes, valves and fittings, primarily to the energy industry in Western Canada and the United States; and steel distributors which sells steel to customers in large volumes, mainly on an "as is" basis.

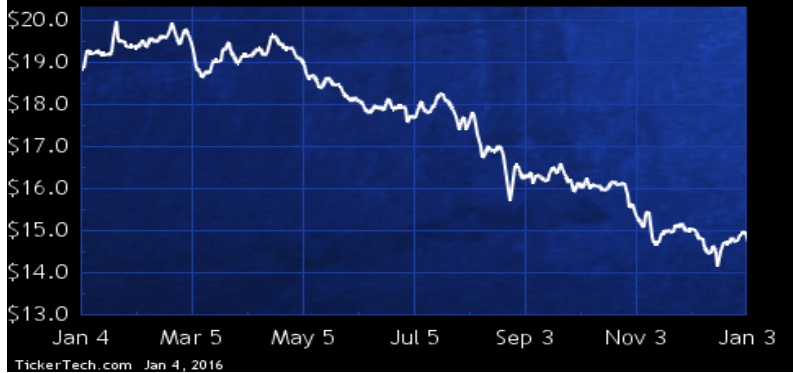
## Real Estate

DividendRank	Symbol	Dividend	Recent	Yield*
#1	<a href="#">CUF.UN.CA</a>	M 1.47		10.00%
#2	<a href="#">AP.UN.CA</a>	M 1.50		4.76%
#3	<a href="#">D.UN.CA</a>	M 2.24		12.90%
#4	<a href="#">AX.UN.CA</a>	M 1.08		8.44%
#5	<a href="#">FCR.CA</a>	Q 0.86		4.69%
#6	<a href="#">BEI.UN.CA</a>	M 2.04		4.30%
#7	<a href="#">REF.UN.CA</a>	M 1.80		4.28%
#8	<a href="#">CAR.UN.CA</a>	M 1.22		4.55%
#9	<a href="#">HR.UN.CA</a>	M 1.35		6.74%
#10	<a href="#">SRU.UN.CA</a>	M 1.65		5.47%
#11	<a href="#">MRD.CA</a>	Q 0.60		4.13%
#12	<a href="#">CSH.UN.CA</a>	M 0.55		4.34%
#13	<a href="#">NVU.UN.CA</a>	M 1.63		9.29%
#14	<a href="#">REI.UN.CA</a>	M 1.41		5.96%
#15	<a href="#">CRR.UN.CA</a>	M 0.89		6.95%

\*(updated 8 hours, 49 minutes ago) Yield calculations vary and may not be reliable nor comparable. Not all publicly traded securities are ranked; data may be incorrect or out of date. Rankings are for informational purposes only and do not constitute investment advice. [Full disclaimer](#)

## Spotlight On: CUF.UN.CA — 10.0% Yield

### Cominar Real Estate Investment Trust



Cominar Real Estate Investment Trust is an unincorporated closed-end real estate investment trust principally engaged in the commercial property ownership and management. Co. operates in three segments: office properties, retail properties and industrial and mixed-use properties.

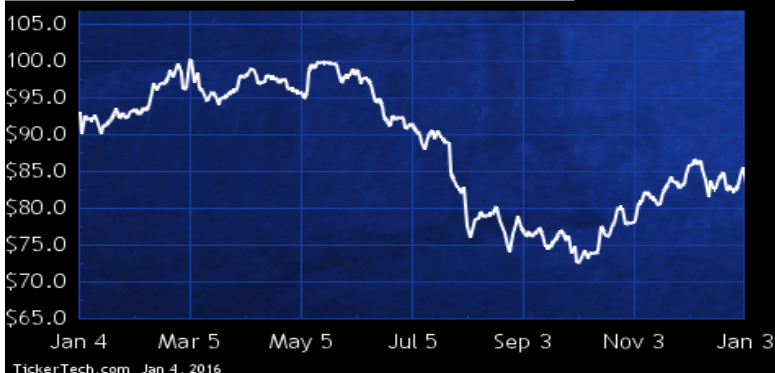
## Technology

DividendRank	Symbol	Dividend	Recent Yield*
#1	<a href="#">MDA.CA</a>	Q 1.48	1.78%
#2	<a href="#">CMG.CA</a>	Q 0.40	4.46%
#3	<a href="#">ESL.CA</a>	Q 0.48	0.65%
#4	<a href="#">ISV.CA</a>	Q 0.80	5.55%
#5	<a href="#">MDF.CA</a>	Q 0.40	2.44%
#6	<a href="#">WIN.CA</a>	Q 0.05	2.71%
#7	<a href="#">HPS.A.CA</a>	Q 0.24	3.77%
#8	<a href="#">PUR.CA</a>	Q 0.12	2.57%
#9	<a href="#">RC.CA</a>	Q 0.06	1.53%
#10	<a href="#">AXX.CA</a>	Q 0.05	1.59%
#11	<a href="#">TCS.CA</a>	Q 0.10	1.36%

\* (updated 8 hours, 49 minutes ago) Yield calculations vary and may not be reliable nor comparable. Not all publicly traded securities are ranked; data may be incorrect or out of date. Rankings are for informational purposes only and do not constitute investment advice. [Full disclaimer](#)

## Spotlight On: MDA.CA – 1.8% Yield

### MacDonald Dettwiler & Associates Ltd.



MacDonald, Dettwiler and Associates is engaged in the provision of information solutions that capture and process large amounts of data, produce essential information, and improve the decision making and operational performance of business and government organizations worldwide. Co.'s business is focused on information solutions for market sectors which offer repeat business potential, principally the surveillance and intelligence sector and the communication sector. In addition, Co. conducts a broad range of customer funded advanced technology development for various other market sectors.

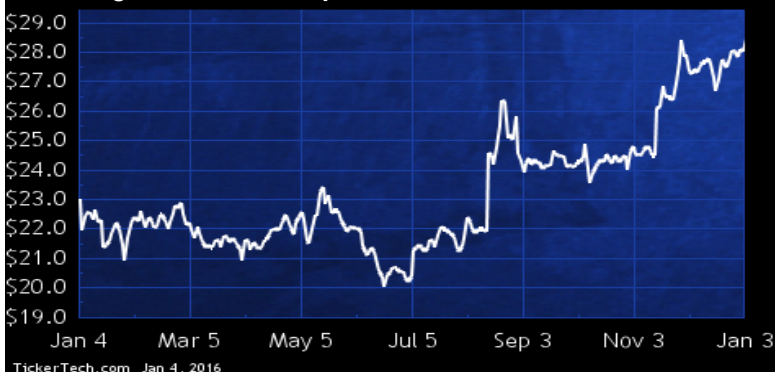
## Transportation

DividendRank	Symbol	Dividend	Recent Yield*
#1	<a href="#">EIF.CA</a>	M 1.92	6.74%
#2	<a href="#">TFI.CA</a>	Q 0.68	2.89%
#3	<a href="#">CNR.CA</a>	Q 1.25	1.62%
#4	<a href="#">WJA.CA</a>	Q 0.56	2.76%
#5	<a href="#">WTE.CA</a>	Q 0.64	5.50%
#6	<a href="#">CP.CA</a>	Q 1.40	0.80%
#7	<a href="#">STB.CA</a>	M 0.44	8.59%
#8	<a href="#">HNZ.A.CA</a>	M 1.10	9.50%
#9	<a href="#">CHR.B.CA</a>	M 0.48	8.35%
#10	<a href="#">TMA.CA</a>	Q 0.28	5.01%
#11	<a href="#">CKI.CA</a>	Q 0.40	4.06%
#12	<a href="#">CJT.CA</a>	Q 0.60	2.32%
#13	<a href="#">ALC.CA</a>	Q 0.28	2.00%
#14	<a href="#">LGT.B.CA</a>	Q 0.33	0.87%

\* (updated 8 hours, 49 minutes ago) Yield calculations vary and may not be reliable nor comparable. Not all publicly traded securities are ranked; data may be incorrect or out of date. Rankings are for informational purposes only and do not constitute investment advice. [Full disclaimer](#)

## Spotlight On: EIF.CA – 6.7% Yield

### Exchange Income Corp



Exchange Income is a diversified, acquisition-oriented corporation. The objectives of Co. are: (i) to provide shareholders with stable and growing dividends; (ii) to maximize share value through on-going active monitoring of its operating subsidiaries; and (iii) to continue to acquire additional companies or businesses or interests therein in order to expand and diversify Co.'s investments. Co. has two reportable business segments: Aviation and Manufacturing: Aviation segment includes the provision of scheduled airline service and emergency medical services to communities and Manufacturing segment includes the manufacturing of custom tanks for the transportation of oil and gas.

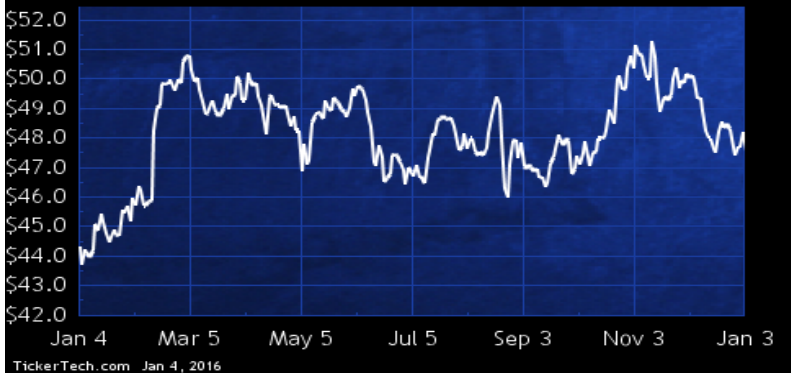
## Travel & Entertainment

DividendRank	Symbol	Dividend	Recent Yield*
#1	<a href="#">CGX.CA</a>	M 1.56	3.29%
#2	<a href="#">PZA.CA</a>	M 0.84	6.13%
#3	<a href="#">BPF.UN.CA</a>	M 1.30	7.25%
#4	<a href="#">WB.CA</a>	Q 0.97	3.91%
#5	<a href="#">GH.CA</a>	M 0.88	9.70%
#6	<a href="#">QSR.CA</a>	Q 0.52	1.00%
#7	<a href="#">MTY.CA</a>	Q 0.40	1.24%
#8	<a href="#">AW.UN.CA</a>	M 1.50	5.21%
#9	<a href="#">SRV.UN.CA</a>	M 1.14	8.84%
#10	<a href="#">HLC.CA</a>	Q 0.14	2.72%
#11	<a href="#">KEG.UN.CA</a>	M 1.05	5.90%
#12	<a href="#">IRG.CA</a>	Q 0.08	3.51%
#13	<a href="#">TPH.CA</a>	Q 0.10	10.01%
#14	<a href="#">CAO.CA</a>	Q 0.41	1.32%
#15	<a href="#">DHX.B.CA</a>	Q 0.06	0.71%

\*(updated 8 hours, 49 minutes ago) Yield calculations vary and may not be reliable nor comparable. Not all publicly traded securities are ranked; data may be incorrect or out of date. Rankings are for informational purposes only and do not constitute investment advice. [Full disclaimer](#)

## Spotlight On: CGX.CA — 3.3% Yield

### Cineplex Inc.



Cineplex is engaged in the motion pictures industries in Canada. Co. with its subsidiaries and partnerships involves in the activities of production, distribution and exhibition. Production involves the development, financing and creation of feature-length motion pictures. Distribution involves the promotion and exploitation of motion pictures. Theatrical exhibition is the primary channel for new motion picture releases. As of Dec. 31, 2011, Co. owned, leased or had a joint venture interest in 130 theatres with 1,352 screens. Co.'s theatres operate under the following brands: Cineplex Odeon, Coliseum, Colossus, Famous Players, Galaxy, SilverCity, Cinema City and Scotiabank Theatre.

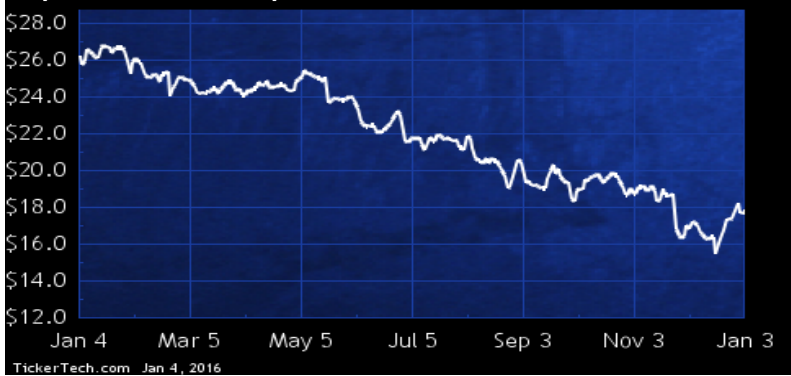
## Utilities

DividendRank	Symbol	Dividend	Recent Yield*
#1	<a href="#">CPX.CA</a>	Q 1.46	8.22%
#2	<a href="#">BCE.CA</a>	Q 2.60	4.87%
#3	<a href="#">RNW.CA</a>	M 0.84	8.10%
#4	<a href="#">T.CA</a>	Q 1.76	4.61%
#5	<a href="#">FTS.CA</a>	Q 1.50	4.01%
#6	<a href="#">EMA.CA</a>	Q 1.90	4.40%
#7	<a href="#">INE.CA</a>	Q 0.62	5.48%
#8	<a href="#">AQN.CA</a>	Q 0.38	3.48%
#9	<a href="#">BIN.CA</a>	Q 0.68	2.09%
#10	<a href="#">SPB.CA</a>	M 0.72	6.70%
#11	<a href="#">CU.CA</a>	Q 1.18	3.70%
#12	<a href="#">VNR.CA</a>	Q 1.08	6.00%
#13	<a href="#">TA.CA</a>	Q 0.72	14.67%
#14	<a href="#">NPI.CA</a>	M 1.08	5.79%
#15	<a href="#">PEG.CA</a>	Q 1.49	5.14%

\*(updated 8 hours, 49 minutes ago) Yield calculations vary and may not be reliable nor comparable. Not all publicly traded securities are ranked; data may be incorrect or out of date. Rankings are for informational purposes only and do not constitute investment advice. [Full disclaimer](#)

## Spotlight On: CPX.CA — 8.2% Yield

### Capital Power Corp



Capital Power is engaged in the building, owning and operating of power plants and managing its related electricity and natural gas portfolios by undertaking trading and marketing activities within Canada and the United States.



# Canada Stock Channel

*"Educating U.S. Investors About Canadian Stocks"*