

# January, 2025 – *DividendRank* Report

<http://www.canadastockchannel.com/>

History has shown that the bulk of the stock market's returns are delivered by dividends. Only consistently profitable companies can afford to keep paying dividends, so profitability is of critical importance. And investors shouldn't pay too expensive a price to buy a stock, even if the company itself is strong. So therefore, dividend investors should be most interested in researching the strongest most profitable companies, that also happen to be trading at an attractive valuation.

Each month, Canada Stock Channel screens through our coverage universe of dividend paying Canadian stocks, to look at a variety of data – dividend history & yield, book value, quarterly earnings – and compare it to the stock's trading data to come up with certain calculations about profitability and about the stock's valuation (whether we think it looks "cheap" or "expensive"). Our proprietary *DividendRank* formula ranks stocks within the following 18 sectors/categories, to identify the top most "interesting" ideas that merit further research.

**Business Services & Equipment**

**Construction**

**Consumer Goods**

**Consumer Services**

**Energy**

**ETFs & CEFs**

**Financial**

**Healthcare**

**Industrial**

**Manufacturing**

**Materials**

**Media**

**Metals & Mining**

**Real Estate**

**Technology**

**Transportation**

**Travel & Entertainment**

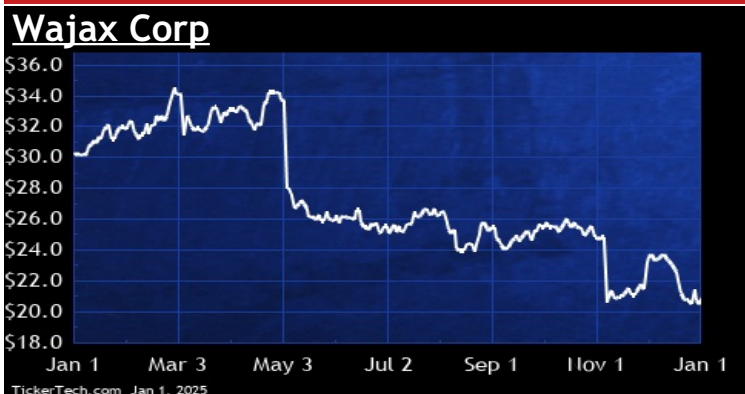
**Utilities**

## BUSINESS SERVICES & EQUIPMENT

DividendRank	Symbol	Dividend	Recent Yield*
#1	<a href="#">WJX.CA</a>	Q 1.40	6.68%
#2	<a href="#">KBL.CA</a>	M 1.20	3.17%
#3	<a href="#">DXT.CA</a>	Q 0.35	4.49%
#4	<a href="#">TRI.CA</a>	Q 2.16	0.94%
#5	<a href="#">BDI.CA</a>	Q 0.14	1.49%
#6	<a href="#">RBA.CA</a>	Q 1.16	0.89%
#7	<a href="#">BBUC.CA</a>	Q 0.25	0.71%
#8	<a href="#">CGY.CA</a>	Q 1.12	2.32%
#9	<a href="#">BYD.CA</a>	Q 0.61	0.28%
#10	<a href="#">CWL.CA</a>	Q 0.01	0.81%

\* (updated 7 hours, 16 minutes ago) Yield calculations vary and may not be reliable nor comparable. Not all publicly traded securities are ranked; data may be incorrect or out of date. Rankings are for informational purposes only and do not constitute investment advice. [Full disclaimer](#)

## SPOTLIGHT ON: WJX.CA – 6.7% YIELD



Wajax is engaged in providing industrial products and services. Co. operates an integrated distribution system providing sales, parts and services to a range of customers in diverse sectors of the Canadian economy, including: construction, forestry, mining, industrial and commercial, oil sands, transportation, metal processing, government, utilities, oil and gas.

## CONSTRUCTION

DividendRank	Symbol	Dividend	Recent Yield*
#1	<a href="#">BDT.CA</a>	M 0.84	3.22%
#2	<a href="#">TIH.CA</a>	Q 1.92	1.69%
#3	<a href="#">ARE.CA</a>	Q 0.76	2.79%
#4	<a href="#">BDGI.CA</a>	Q 0.72	2.01%
#5	<a href="#">STN.CA</a>	Q 0.84	0.74%
#6	<a href="#">WSP.CA</a>	Q 1.50	0.59%
#7	<a href="#">ATRL.CA</a>	Q 0.08	0.10%

\* (updated 7 hours, 16 minutes ago) Yield calculations vary and may not be reliable nor comparable. Not all publicly traded securities are ranked; data may be incorrect or out of date. Rankings are for informational purposes only and do not constitute investment advice. [Full disclaimer](#)

## SPOTLIGHT ON: BDT.CA – 3.2% YIELD



Bird Construction, through its subsidiaries and interests in joint ventures, carries on business as a general contractor with offices across Canada. Co. serves customers in the industrial, mining, institutional, retail, commercial, multi-tenant residential, light industrial, and renovation and restoration sectors using fixed priced, design-build, unit price, cost reimbursable, guaranteed upset price, construction management and integrated project delivery contract delivery methods.

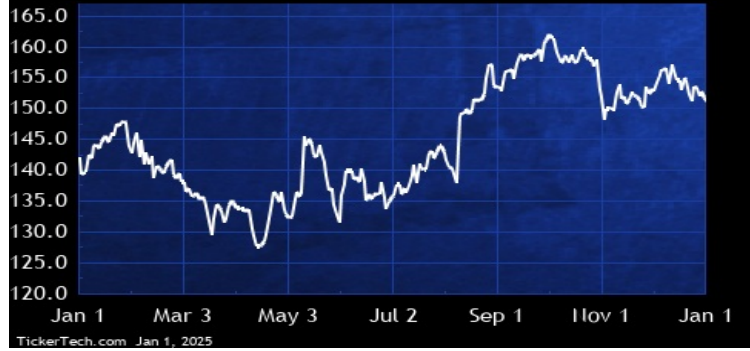
## CONSUMER GOODS

DividendRank	Symbol	Dividend	Recent Yield*
#1	<a href="#">CTC.A.CA</a>	Q 7.10	4.70%
#2	<a href="#">PBH.CA</a>	Q 3.40	4.30%
#3	<a href="#">NWC.CA</a>	Q 1.60	3.26%
#4	<a href="#">MFI.CA</a>	Q 0.88	4.33%
#5	<a href="#">LNF.CA</a>	Q 0.80	3.10%
#6	<a href="#">CTC.CA</a>	Q 7.10	3.59%
#7	<a href="#">L.CA</a>	Q 2.05	1.08%
#8	<a href="#">WN.CA</a>	Q 3.28	1.47%
#9	<a href="#">MRU.CA</a>	Q 1.34	1.49%
#10	<a href="#">SAP.CA</a>	Q 0.76	3.04%
#11	<a href="#">HLF.CA</a>	Q 0.68	4.26%
#12	<a href="#">JWEL.CA</a>	Q 0.84	2.29%
#13	<a href="#">EMP.A.CA</a>	Q 0.80	1.82%
#14	<a href="#">TPX.B.CA</a>	Q 2.46	2.97%
#15	<a href="#">TWC.CA</a>	Q 0.30	1.62%

\* (updated 7 hours, 16 minutes ago) Yield calculations vary and may not be reliable nor comparable. Not all publicly traded securities are ranked; data may be incorrect or out of date. Rankings are for informational purposes only and do not constitute investment advice. [Full disclaimer](#)

## SPOTLIGHT ON: CTC.A.CA – 4.7% YIELD

### Canadian Tire Corp Ltd



Canadian Tire Corporation, Limited is a Canada-based retail goods and services provider. It operates through three segments: Retail, Financial Services, and CT REIT. The Retail segment is conducted under a number of banners, including Canadian Tire, Canadian Tire Gas+ (Petroleum), Mark's, PartSource, Helly Hansen, Party City in Canada, and various SportChek banners. The Financial Services segment issues Canadian Tire's Triangle brand credit cards, including Triangle Mastercard and Triangle World Elite Mastercard.

## CONSUMER SERVICES

DividendRank	Symbol	Dividend	Recent Yield*
--------------	--------	----------	---------------

\* (updated 7 hours, 16 minutes ago) Yield calculations vary and may not be reliable nor comparable. Not all publicly traded securities are ranked; data may be incorrect or out of date. Rankings are for informational purposes only and do not constitute investment advice. [Full disclaimer](#)

## SPOTLIGHT ON: – 0.0% YIELD

No symbols passed; Exiting...

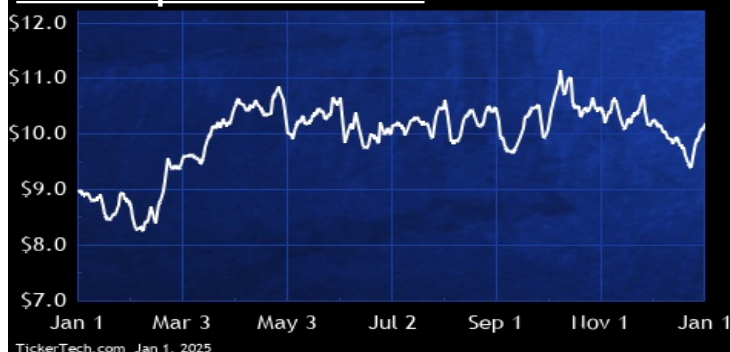
## ENERGY

DividendRank	Symbol	Dividend	Recent Yield*
#1	<a href="#">WCP.CA</a>	M 0.73	7.15%
#2	<a href="#">PXT.CA</a>	Q 1.54	10.56%
#3	<a href="#">ENB.CA</a>	Q 3.77	6.18%
#4	<a href="#">SU.CA</a>	Q 2.28	4.44%
#5	<a href="#">CNQ.CA</a>	Q 2.25	5.07%
#6	<a href="#">VET.CA</a>	Q 0.48	3.55%
#7	<a href="#">PPL.CA</a>	Q 2.76	5.20%
#8	<a href="#">GEI.CA</a>	Q 1.64	6.70%
#9	<a href="#">BTE.CA</a>	Q 0.09	2.43%
#10	<a href="#">IMO.CA</a>	Q 2.40	2.71%
#11	<a href="#">KEY.CA</a>	Q 2.08	4.73%
#12	<a href="#">ARX.CA</a>	Q 0.76	2.92%
#13	<a href="#">CVE.CA</a>	Q 0.72	3.30%
#14	<a href="#">PKI.CA</a>	Q 1.40	4.31%
#15	<a href="#">PSK.CA</a>	Q 1.00	3.57%

\* (updated 7 hours, 16 minutes ago) Yield calculations vary and may not be reliable nor comparable. Not all publicly traded securities are ranked; data may be incorrect or out of date. Rankings are for informational purposes only and do not constitute investment advice. [Full disclaimer](#)

## SPOTLIGHT ON: WCP.CA — 7.2% YIELD

### Whitecap Resources Inc



Whitecap Resources is an oil and gas company engaged in the business of acquiring, developing and holding interests in petroleum and natural gas properties and assets.

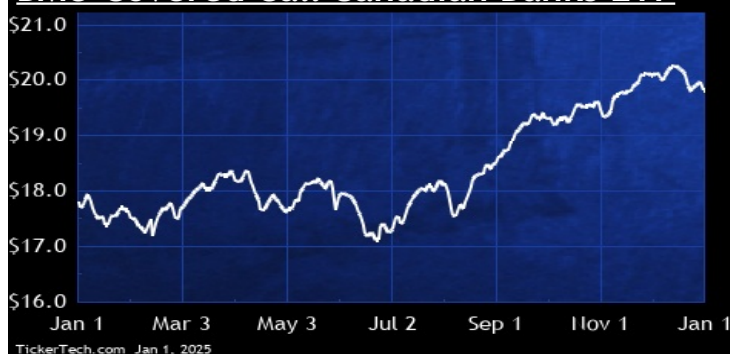
## ETFs & CEFS

DividendRank	Symbol	Dividend	Recent Yield*
#1	<a href="#">ZWB.CA</a>	M 1.32	6.66%
#2	<a href="#">PSA.CA</a>	M 1.84	3.67%
#3	<a href="#">EIT.UN.CA</a>	M 1.20	7.90%
#4	<a href="#">XEI.CA</a>	M 2.81	10.41%
#5	<a href="#">XHC.CA</a>	S 4.88	7.54%
#6	<a href="#">ZWE.CA</a>	M 1.44	7.25%
#7	<a href="#">ZPR.CA</a>	M 0.54	4.93%
#8	<a href="#">VEE.CA</a>	Q 2.92	7.67%
#9	<a href="#">AD.UN.CA</a>	Q 1.36	7.10%
#10	<a href="#">VCN.CA</a>	Q 1.55	3.08%
#11	<a href="#">XCB.CA</a>	M 0.83	4.10%
#12	<a href="#">XRE.CA</a>	M 0.96	6.42%
#13	<a href="#">XDV.CA</a>	M 1.34	4.21%
#14	<a href="#">ZST.CA</a>	M 1.86	3.80%
#15	<a href="#">TXF.CA</a>	Q 2.23	10.70%

\* (updated 7 hours, 16 minutes ago) Yield calculations vary and may not be reliable nor comparable. Not all publicly traded securities are ranked; data may be incorrect or out of date. Rankings are for informational purposes only and do not constitute investment advice. [Full disclaimer](#)

## SPOTLIGHT ON: ZWB.CA — 6.7% YIELD

### BMO Covered Call Canadian Banks ETF



BMO Covered Call Canadian Banks is an exchange-traded fund established as an open-ended trust. The Trust's objective is to provide exposure to the performance of a portfolio of Canadian banks and monthly distributions while mitigating downside risk.

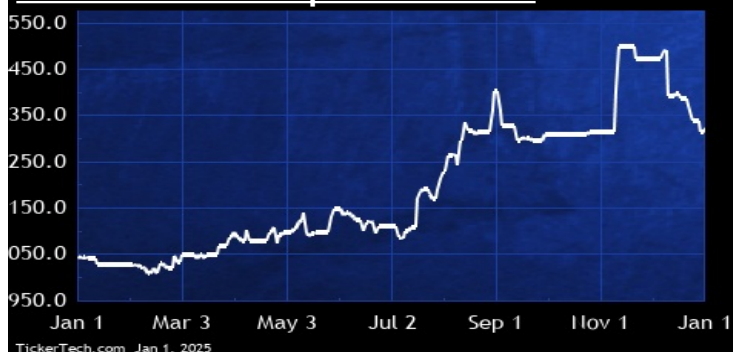
## FINANCIAL

DividendRank	Symbol	Dividend	Recent Yield*
#1	<a href="#">ELF.CA</a>	Q 15.00	1.13%
#2	<a href="#">TD.CA</a>	Q 4.20	5.49%
#3	<a href="#">BMO.CA</a>	Q 6.36	4.56%
#4	<a href="#">BNS.CA</a>	Q 4.24	5.49%
#5	<a href="#">LB.CA</a>	Q 1.88	6.49%
#6	<a href="#">RY.CA</a>	Q 5.92	3.42%
#7	<a href="#">NA.CA</a>	Q 4.56	3.48%
#8	<a href="#">SLF.CA</a>	Q 3.36	3.94%
#9	<a href="#">POW.CA</a>	Q 2.25	5.02%
#10	<a href="#">CM.CA</a>	Q 3.88	4.27%
#11	<a href="#">MFC.CA</a>	Q 1.60	3.62%
#12	<a href="#">IAG.CA</a>	Q 3.60	2.70%
#13	<a href="#">XBB.CA</a>	M 0.95	3.34%
#14	<a href="#">AGF.B.CA</a>	Q 0.46	4.31%
#15	<a href="#">GSY.CA</a>	Q 4.68	2.81%

\* (updated 7 hours, 16 minutes ago) Yield calculations vary and may not be reliable nor comparable. Not all publicly traded securities are ranked; data may be incorrect or out of date. Rankings are for informational purposes only and do not constitute investment advice. [Full disclaimer](#)

## SPOTLIGHT ON: ELF.CA — 1.1% YIELD

### E-L Financial Corporation Ltd.



E-L Financial Corporation Limited is a Canada-based investment and insurance holding company. Co. operates through two segments: E-L Corporate and Empire Life. E-L Corporate segment represents investments in stocks and fixed income securities held directly and indirectly through pooled funds, closed-end investment companies and other investment companies. The investment strategy is to accumulate shareholder value through long-term capital appreciation and dividend and interest income from its investments. Empire Life segment offers individual and group life and health insurance, investment and retirement products to Canadians.

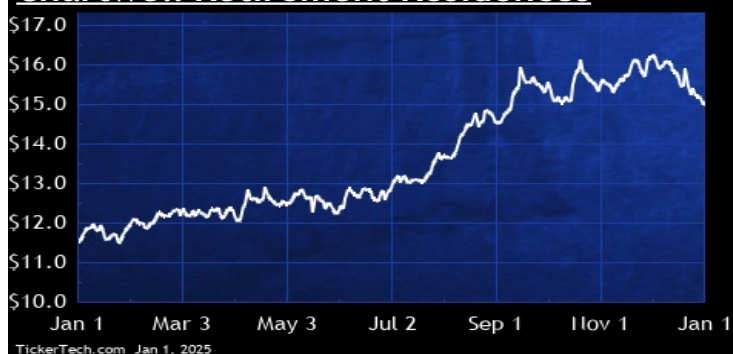
## HEALTHCARE

DividendRank	Symbol	Dividend	Recent Yield*
#1	<a href="#">CSH.UN.CA</a>	M 0.61	4.06%
#2	<a href="#">SIA.CA</a>	M 0.94	5.99%
#3	<a href="#">EXE.CA</a>	M 0.48	4.52%
#4	<a href="#">DR.CA</a>	Q 0.36	2.31%
#5	<a href="#">RX.CA</a>	Q 0.18	1.64%

\* (updated 7 hours, 16 minutes ago) Yield calculations vary and may not be reliable nor comparable. Not all publicly traded securities are ranked; data may be incorrect or out of date. Rankings are for informational purposes only and do not constitute investment advice. [Full disclaimer](#)

## SPOTLIGHT ON: CSH.UN.CA — 4.1% YIELD

### Chartwell Retirement Residences



Chartwell Retirement Residences is an open-ended real estate trust. Co. indirectly owns and operates a portfolio of seniors housing communities across the continuum of care, all of which are located in Canada. Co.'s portfolio includes: independent living apartments, which consists of apartments/townhouses/bungalows with kitchen, availability of dining, life enrichment and housekeeping services; independent supportive living-apartments, which consists of apartments/ townhouses/ bungalows with kitchen, with availability of dining, life enrichment, housekeeping, personal assistance and care services; as well as independent supportive living-suites.

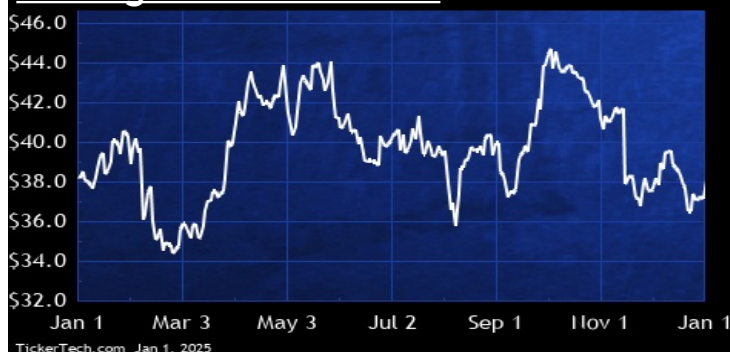
## INDUSTRIAL

DividendRank	Symbol	Dividend	Recent Yield*
#1	<a href="#">FTT.CA</a>	Q 1.10	2.89%
#2	<a href="#">CHE.UN.CA</a>	M 0.66	6.03%
#3	<a href="#">SIS.CA</a>	M 0.54	2.71%
#4	<a href="#">DBM.CA</a>	Q 0.56	6.60%
#5	<a href="#">MX.CA</a>	Q 0.74	1.03%
#6	<a href="#">NEO.CA</a>	Q 0.40	5.01%
#7	<a href="#">RCH.CA</a>	Q 0.60	1.54%
#8	<a href="#">AFN.CA</a>	Q 0.60	1.18%
#9	<a href="#">MAL.CA</a>	Q 0.10	0.99%

\* (updated 7 hours, 16 minutes ago) Yield calculations vary and may not be reliable nor comparable. Not all publicly traded securities are ranked; data may be incorrect or out of date. Rankings are for informational purposes only and do not constitute investment advice. [Full disclaimer](#)

## SPOTLIGHT ON: FTT.CA – 2.9% YIELD

### Finning International Inc



Finning International Inc. is a Canada-based caterpillar dealer. Co. provides caterpillar equipment, parts, services, and performance solutions in Western Canada, Chile, Argentina, Bolivia, the United Kingdom, and Ireland. Co.'s segments include Canada, South America, UK & Ireland, and Other. It sells, rents and provides parts and services for equipment and engines to customers in various industries, including mining, construction, petroleum, forestry and a wide range of power systems applications. With its inventory of new, used, and rental equipment, it can deliver the solution to meet client's needs.

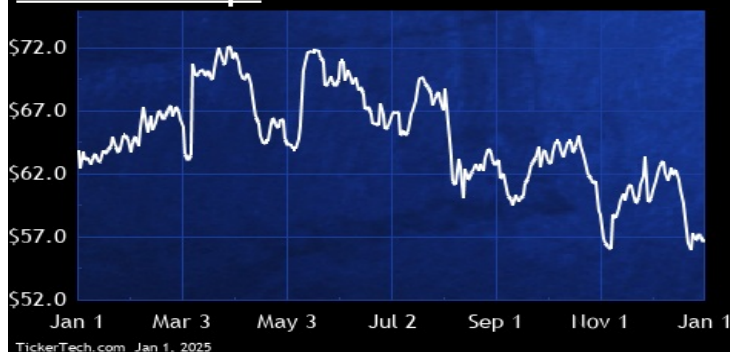
## MANUFACTURING

DividendRank	Symbol	Dividend	Recent Yield*
#1	<a href="#">LNR.CA</a>	Q 1.00	1.76%
#2	<a href="#">MG.CA</a>	Q 1.90	3.16%
#3	<a href="#">ET.CA</a>	Q 0.80	6.35%
#4	<a href="#">GIL.CA</a>	Q 0.82	1.21%
#5	<a href="#">XTC.CA</a>	Q 0.42	5.59%
#6	<a href="#">MRE.CA</a>	Q 0.20	2.22%
#7	<a href="#">CMI.CA</a>	Q 0.05	4.24%
#8	<a href="#">VCM.CA</a>	Q 0.22	1.38%

\* (updated 7 hours, 16 minutes ago) Yield calculations vary and may not be reliable nor comparable. Not all publicly traded securities are ranked; data may be incorrect or out of date. Rankings are for informational purposes only and do not constitute investment advice. [Full disclaimer](#)

## SPOTLIGHT ON: LNR.CA – 1.8% YIELD

### Linamar Corp.



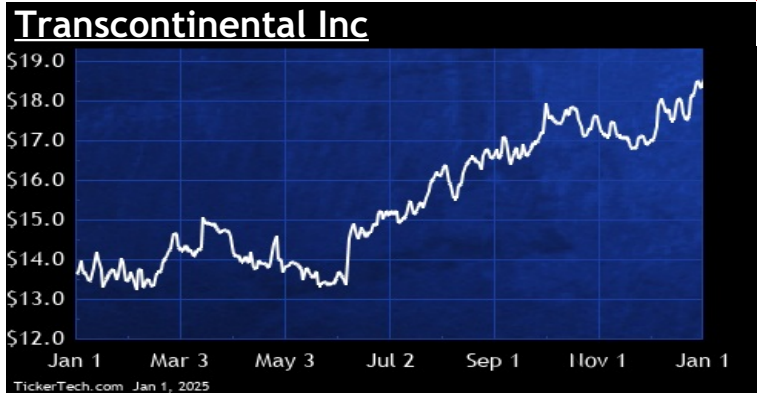
Linamar Corporation is a Canada-based advanced manufacturing company. Co. is engaged in providing manufacturing solutions and developing engineered products. Its segments include Industrial and Mobility. The Industrial segment consists of MacDon, Salford, Bourgault, and Skyjack. MacDon manufactures combined draper headers and self-propelled windrowers for the agricultural harvesting industry. Skyjack manufactures scissor, boom, and telehandler lifts for the aerial work platform industry.

## MATERIALS

DividendRank	Symbol	Dividend	Recent Yield*
#1	<a href="#">TCL.A.CA</a>	Q 0.90	4.85%
#2	<a href="#">NTR.CA</a>	Q 2.16	3.36%
#3	<a href="#">SJ.CA</a>	Q 1.12	1.57%
#4	<a href="#">ADN.CA</a>	Q 1.16	6.66%
#5	<a href="#">SXP.CA</a>	Q 0.20	5.33%
#6	<a href="#">CAS.CA</a>	Q 0.48	4.03%
#7	<a href="#">CCL.B.CA</a>	Q 1.16	1.57%
#8	<a href="#">KPT.CA</a>	Q 0.72	8.75%
#9	<a href="#">ADEN.CA</a>	Q 0.60	1.62%
#10	<a href="#">WFG.CA</a>	Q 1.28	1.03%
#11	<a href="#">WPK.CA</a>	Q 0.20	0.42%
#12	<a href="#">BOS.CA</a>	Q 0.14	3.67%

\* (updated 7 hours, 16 minutes ago) Yield calculations vary and may not be reliable nor comparable. Not all publicly traded securities are ranked; data may be incorrect or out of date. Rankings are for informational purposes only and do not constitute investment advice. [Full disclaimer](#)

## SPOTLIGHT ON: TCL.A.CA – 4.8% YIELD



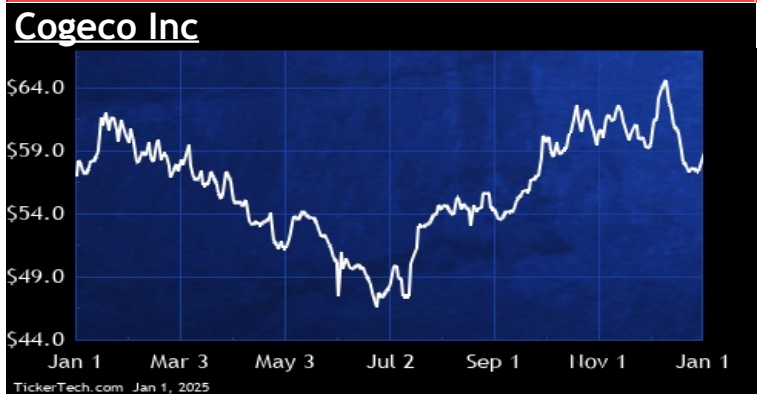
Transcontinental Inc. is engaged in flexible packaging in North America and in retail services in Canada. It is also Canada's largest printer. It conducts business in Canada, the U.S., Latin America and the United Kingdom in three separate sectors: the Packaging Sector, the Retail Services and Printing Sector and the Media Sector. Its Packaging Sector specializes in extrusion, lamination, printing, and converting packaging solutions, manufacturing of flexible plastic, including rollstock, labels, die cut lids, shrink films, bags and pouches and advanced coatings.

## MEDIA

DividendRank	Symbol	Dividend	Recent Yield*
#1	<a href="#">CGO.CA</a>	Q 3.69	6.25%
#2	<a href="#">QBR.B.CA</a>	Q 1.30	4.13%
#3	<a href="#">Y.CA</a>	Q 1.00	8.44%
#4	<a href="#">RAY.A.CA</a>	Q 0.30	3.97%

\* (updated 7 hours, 16 minutes ago) Yield calculations vary and may not be reliable nor comparable. Not all publicly traded securities are ranked; data may be incorrect or out of date. Rankings are for informational purposes only and do not constitute investment advice. [Full disclaimer](#)

## SPOTLIGHT ON: CGO.CA – 6.2% YIELD



Cogeco Inc. is a diversified holding corporation which operates in the telecommunications and media sectors. Co.'s subsidiary Cogeco Communications Inc. (Cogeco Communications) subsidiary is a telecommunications corporation operating through its business units Cogeco Connexion and Breezeline. Cogeco Communications provides Internet, video, and phone services in the provinces of Quebec and Ontario as well as in thirteen states in the U.S.. Through Cogeco Media, it owns and operates 21 radio stations primarily in the province of Quebec as well as a news agency. It operates through two segments: Canadian telecommunications and American telecommunications.

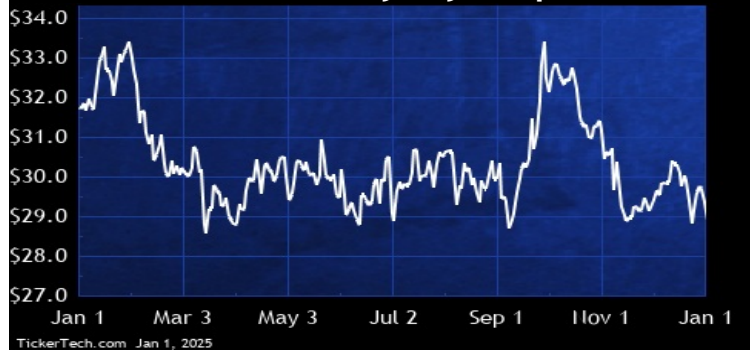
## METALS & MINING

DividendRank	Symbol	Dividend	Recent Yield*
#1	<a href="#">LIF.CA</a>	Q 3.00	10.37%
#2	<a href="#">RUS.CA</a>	Q 1.68	3.99%
#3	<a href="#">EDV.CA</a>	S 0.82	3.15%
#4	<a href="#">LUN.CA</a>	Q 0.36	2.91%
#5	<a href="#">AEM.CA</a>	Q 1.60	1.42%
#6	<a href="#">ORA.CA</a>	Q 0.96	5.42%
#7	<a href="#">DPM.CA</a>	Q 0.16	1.23%
#8	<a href="#">PAAS.CA</a>	Q 0.40	1.38%
#9	<a href="#">CG.CA</a>	Q 0.28	3.42%
#10	<a href="#">ARG.CA</a>	Q 0.12	7.69%
#11	<a href="#">BTO.CA</a>	Q 0.16	4.55%
#12	<a href="#">DNG.CA</a>	M 0.16	2.78%
#13	<a href="#">FNV.CA</a>	Q 1.44	0.85%
#14	<a href="#">OR.CA</a>	Q 0.26	1.00%
#15	<a href="#">WPM.CA</a>	Q 0.62	0.77%

\* (updated 7 hours, 16 minutes ago) Yield calculations vary and may not be reliable nor comparable. Not all publicly traded securities are ranked; data may be incorrect or out of date. Rankings are for informational purposes only and do not constitute investment advice. [Full disclaimer](#)

## SPOTLIGHT ON: LIF.CA – 10.4% YIELD

### Labrador Iron Ore Royalty Corp



Labrador Iron Ore Royalty, directly and through its wholly-owned subsidiary, Hollinger-Hanna Limited holds a 15.10% equity interest in Iron Ore Company of Canada that operates an iron mine near Labrador City, Newfoundland and Labrador on lands leased. Co. manages its business under a single operating segment, consisting of its investment in Iron Ore Company of Canada and its Iron Ore Company of Canada royalty of 7% and commission interests of C\$0.10 per tonne on sales of iron ore.

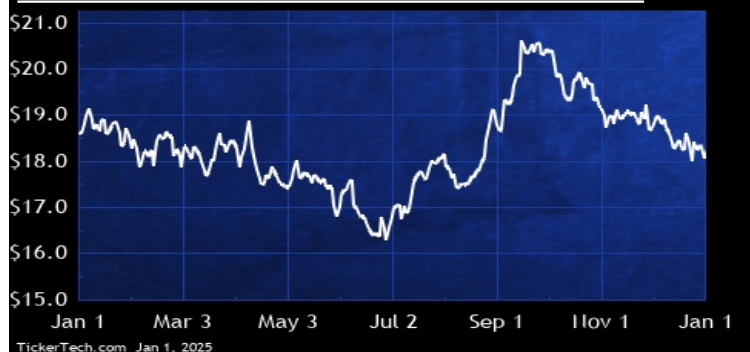
## REAL ESTATE

DividendRank	Symbol	Dividend	Recent Yield*
#1	<a href="#">REI.UN.CA</a>	M 1.11	6.07%
#2	<a href="#">CAR.UN.CA</a>	M 1.50	3.52%
#3	<a href="#">KMP.UN.CA</a>	M 0.72	4.21%
#4	<a href="#">SRU.UN.CA</a>	M 1.85	7.56%
#5	<a href="#">HR.UN.CA</a>	M 0.60	6.47%
#6	<a href="#">BEI.UN.CA</a>	M 1.44	2.24%
#7	<a href="#">AP.UN.CA</a>	M 1.80	10.50%
#8	<a href="#">FCR.UN.CA</a>	M 0.86	5.09%
#9	<a href="#">CHP.UN.CA</a>	M 0.76	5.69%
#10	<a href="#">IIP.UN.CA</a>	M 0.40	3.91%
#11	<a href="#">DIR.UN.CA</a>	M 0.70	5.93%
#12	<a href="#">SGR.UN.CA</a>	M 0.86	6.24%
#13	<a href="#">CRT.UN.CA</a>	M 0.93	6.47%
#14	<a href="#">AX.UN.CA</a>	M 0.60	8.15%
#15	<a href="#">BTB.UN.CA</a>	M 0.30	8.93%

\* (updated 7 hours, 16 minutes ago) Yield calculations vary and may not be reliable nor comparable. Not all publicly traded securities are ranked; data may be incorrect or out of date. Rankings are for informational purposes only and do not constitute investment advice. [Full disclaimer](#)

## SPOTLIGHT ON: REI.UN.CA – 6.1% YIELD

### RioCan Real Estate Investment Trust



RioCan Real Estate Investment Trust and its consolidated subsidiaries own, develop and operate a portfolio of retail-focused and mixed-use properties. Co.'s portfolio is comprised of retail and mixed-use properties, including office, residential rental and properties under development. Co.'s property portfolio includes mixed-use / urban, grocery anchored centers, open air centers and enclosed centers.

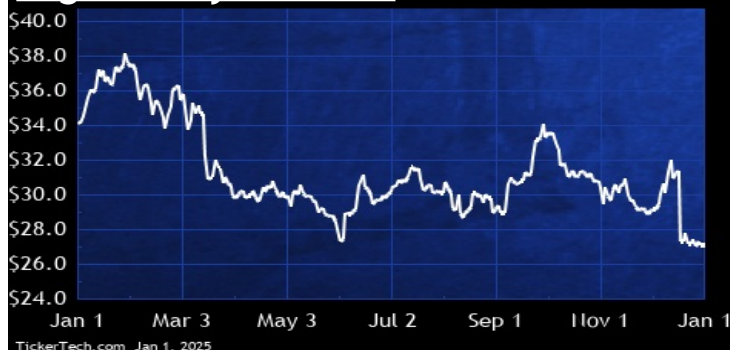
## TECHNOLOGY

DividendRank	Symbol	Dividend	Recent Yield*
#1	<a href="#">ENGH.CA</a>	Q 1.04	3.84%
#2	<a href="#">OTEX.CA</a>	Q 1.05	2.58%
#3	<a href="#">ONEX.CA</a>	Q 0.40	0.36%
#4	<a href="#">HPS.A.CA</a>	Q 1.10	0.86%
#5	<a href="#">CMG.CA</a>	Q 0.20	1.88%
#6	<a href="#">TCS.CA</a>	Q 0.34	0.74%
#7	<a href="#">CTS.CA</a>	Q 0.06	1.83%
#8	<a href="#">DND.CA</a>	Q 0.07	0.43%
#9	<a href="#">HMM.A.CA</a>	S 0.06	0.57%
#10	<a href="#">SYZ.CA</a>	Q 0.04	0.45%

\* (updated 7 hours, 16 minutes ago) Yield calculations vary and may not be reliable nor comparable. Not all publicly traded securities are ranked; data may be incorrect or out of date. Rankings are for informational purposes only and do not constitute investment advice. [Full disclaimer](#)

## SPOTLIGHT ON: ENGH.CA — 3.8% YIELD

### Enghouse Systems Ltd



Enghouse Systems provides enterprise software solutions focusing on contact centers, video communications, remote work, communications for software defined networks, public safety and the transit market. Co.'s business segments are: Interactive Management Group, which focuses on customer interaction software and services designed to facilitate remote work, enhance customer service, increase efficiency and manage customer communications across enterprise networks; and Asset Management Group, which provides a portfolio of software and services solutions to a number of verticals such as cable operators, network telecommunication providers, media, transit, defense and public safety companies.

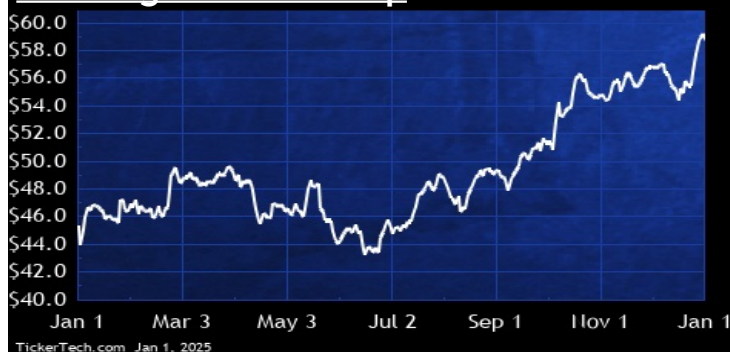
## TRANSPORTATION

DividendRank	Symbol	Dividend	Recent Yield*
#1	<a href="#">EIF.CA</a>	M 2.64	4.49%
#2	<a href="#">WTE.CA</a>	Q 1.50	6.66%
#3	<a href="#">MTL.CA</a>	M 0.84	5.76%
#4	<a href="#">ALC.CA</a>	Q 0.76	5.14%
#5	<a href="#">CJT.CA</a>	Q 1.40	1.30%
#6	<a href="#">TFIL.CA</a>	Q 1.80	0.93%
#7	<a href="#">AND.CA</a>	Q 0.44	1.04%
#8	<a href="#">CP.CA</a>	Q 0.76	0.73%
#9	<a href="#">TTNM.CA</a>	Q 0.08	3.40%

\* (updated 7 hours, 16 minutes ago) Yield calculations vary and may not be reliable nor comparable. Not all publicly traded securities are ranked; data may be incorrect or out of date. Rankings are for informational purposes only and do not constitute investment advice. [Full disclaimer](#)

## SPOTLIGHT ON: EIF.CA — 4.5% YIELD

### Exchange Income Corp



Exchange Income is engaged as a diversified, acquisition-oriented corporation focused on opportunities in the aerospace, aviation, and manufacturing sectors. Co. has two operating segments: Aerospace and Aviation and Manufacturing.

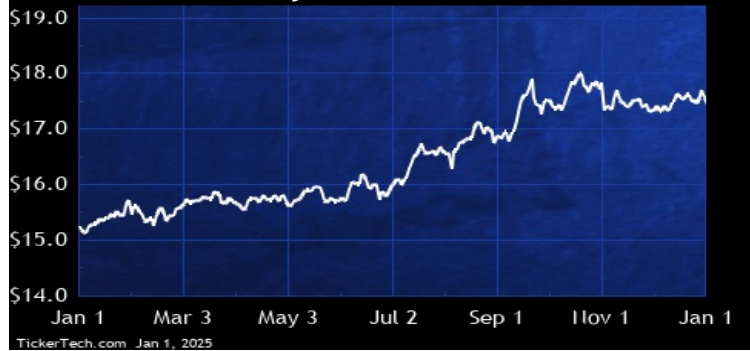
## TRAVEL & ENTERTAINMENT

DividendRank	Symbol	Dividend	Recent Yield*
#1	<a href="#">BPF.UN.CA</a>	M 1.38	7.89%
#2	<a href="#">MTY.CA</a>	Q 1.12	2.45%
#3	<a href="#">QSR.CA</a>	Q 2.32	2.48%
#4	<a href="#">PZA.CA</a>	M 0.93	7.15%
#5	<a href="#">KEG.UN.CA</a>	M 1.14	7.63%
#6	<a href="#">GH.CA</a>	M 0.60	5.91%
#7	<a href="#">TOY.CA</a>	Q 0.48	1.42%
#8	<a href="#">SRV.UN.CA</a>	M 1.14	8.64%
#9	<a href="#">AW.UN.CA</a>	M 1.92	5.20%
#10	<a href="#">PBL.CA</a>	Q 0.20	0.83%

\* (updated 7 hours, 16 minutes ago) Yield calculations vary and may not be reliable nor comparable. Not all publicly traded securities are ranked; data may be incorrect or out of date. Rankings are for informational purposes only and do not constitute investment advice. [Full disclaimer](#)

## SPOTLIGHT ON: BPF.UN.CA – 7.9% YIELD

### Boston Pizza Royalties Income Fund



Boston Pizza Royalties is a limited purpose open-ended trust. Through its subsidiaries, Co. provides, in-restaurant dining, having their dining rooms, sports bars and patios and take-out and delivery services.

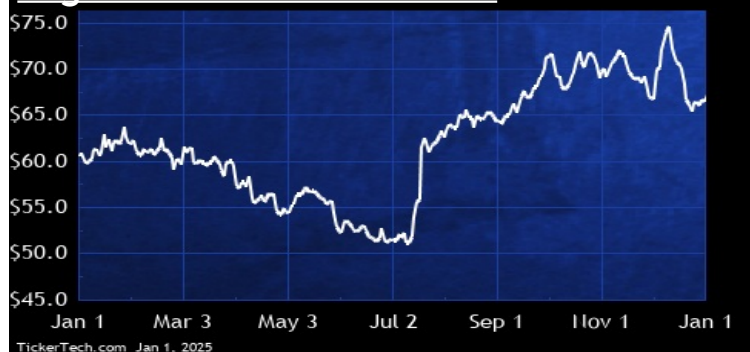
## UTILITIES

DividendRank	Symbol	Dividend	Recent Yield*
#1	<a href="#">CCA.CA</a>	Q 3.69	5.48%
#2	<a href="#">FTS.CA</a>	Q 2.46	4.12%
#3	<a href="#">BCE.CA</a>	Q 3.99	11.97%
#4	<a href="#">CPX.CA</a>	Q 2.61	4.09%
#5	<a href="#">EMA.CA</a>	Q 2.90	5.40%
#6	<a href="#">NPI.CA</a>	M 1.20	6.70%
#7	<a href="#">T.CA</a>	Q 1.61	8.26%
#8	<a href="#">CU.CA</a>	Q 1.81	5.20%
#9	<a href="#">ALA.CA</a>	Q 1.26	3.76%
#10	<a href="#">TPZ.CA</a>	Q 1.32	4.74%
#11	<a href="#">H.CA</a>	Q 1.26	2.84%
#12	<a href="#">AQN.CA</a>	Q 0.26	4.08%
#13	<a href="#">ACO.X.CA</a>	Q 1.96	4.12%
#14	<a href="#">INE.CA</a>	Q 0.36	4.47%
#15	<a href="#">WCN.CA</a>	Q 1.26	0.51%

\* (updated 7 hours, 16 minutes ago) Yield calculations vary and may not be reliable nor comparable. Not all publicly traded securities are ranked; data may be incorrect or out of date. Rankings are for informational purposes only and do not constitute investment advice. [Full disclaimer](#)

## SPOTLIGHT ON: CCA.CA – 5.5% YIELD

### Cogeco Communications Inc



Cogeco Communications Inc. is a telecommunications company, which operates through its business units Cogeco Connexion and Breezeline. It provides Internet, video and wireline phone services in Canada, and in 13 states in the U.S. (U.S.) under the Cogeco Connexion, oxio, and Breezeline brand names. Breezeline also offers wireless services in most of the U.S. states in which it operates. It operates in two segments: Canadian telecommunications and American telecommunications. The Canadian telecommunications activities are carried out by Cogeco Connexion in the provinces of Quebec and Ontario.



 **Canada Stock Channel**

*"Educating U.S. Investors About Canadian Stocks"*