

July, 2012 – *DividendRank* Report

<http://www.canadastockchannel.com/>

History has shown that the bulk of the stock market's returns are delivered by dividends. Only consistently profitable companies can afford to keep paying dividends, so profitability is of critical importance. And investors shouldn't pay too expensive a price to buy a stock, even if the company itself is strong. So therefore, dividend investors should be most interested in researching the strongest most profitable companies, that also happen to be trading at an attractive valuation.

Each month, Canada Stock Channel screens through our coverage universe of dividend paying Canadian stocks, to look at a variety of data – dividend history & yield, book value, quarterly earnings – and compare it to the stock's trading data to come up with certain calculations about profitability and about the stock's valuation (whether we think it looks "cheap" or "expensive"). Our proprietary *DividendRank* formula ranks stocks within the following 18 sectors/categories, to identify the top most "interesting" ideas that merit further research.



Business Services & Equipment

Construction

Consumer Goods

Consumer Services

Energy

ETFs & CEFs

Financial

Healthcare

Industrial

Manufacturing

Materials

Media

Metals & Mining

Real Estate

Technology

Transportation

Travel & Entertainment

Utilities

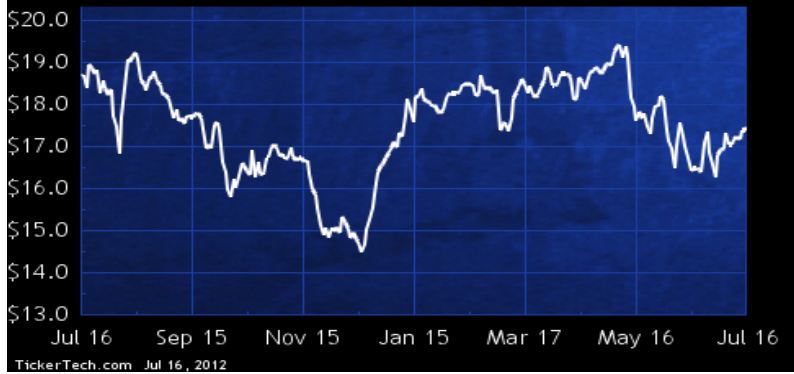
Business Services & Equipment

DividendRank	Symbol	Dividend	Recent Yield*
#1	DH.CA	Q 1.24	7.11%
#2	MSI.CA	M 0.78	6.65%
#3	HNL.CA	Q 0.20	3.28%
#4	RBA.CA	Q 0.45	2.06%
#5	STN.CA	Q 0.60	2.19%
#6	KBL.CA	M 1.15	4.56%
#7	BYD.UN.CA	M 0.45	3.20%
#8	CWL.CA	Q 0.06	8.70%
#9	AHF.CA	Q 0.04	3.08%

* (updated 13 hours, 21 minutes ago) Yield calculations vary and may not be reliable nor comparable. Not all publicly traded securities are ranked; data may be incorrect or out of date. Rankings are for informational purposes only and do not constitute investment advice. [Full disclaimer](#)

Spotlight On: DH.CA — 7.1% Yield

Davis + Henderson Corp



Davis + Henderson is a solutions provider to the financial services marketplace. Co. provides programs, technology products and technology based business services to customers who offer cheking accounts, credit card accounts and personal, commercial, and other lending and leasing products. Co. has several service offerings within Canada, including its check supply program, the servicing of student loans, the provision of registration and related services for secured loan products and the delivery of technology solutions within the mortgage market. Co. also offers broader technology solutions in the commercial lending, small business lending and leasing area.

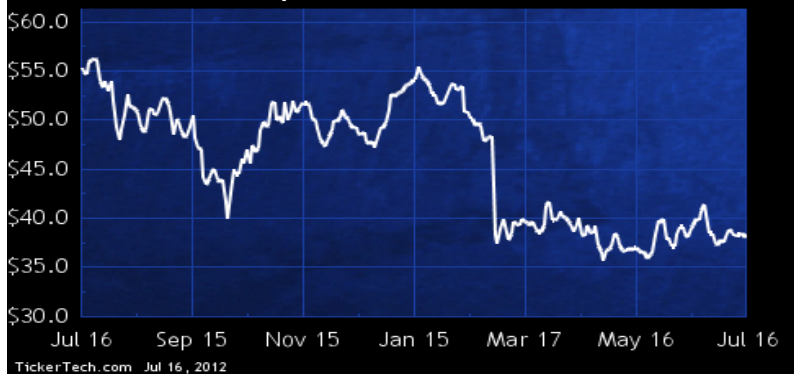
Construction

DividendRank	Symbol	Dividend	Recent Yield*
#1	SNC.CA	Q 0.88	2.30%
#2	GNV.CA	Q 1.50	7.00%
#3	CUQ.CA	Q 0.48	4.00%
#4	BDT.CA	M 0.72	5.06%
#5	TIH.CA	Q 0.48	2.29%
#6	ARE.CA	Q 0.28	2.25%
#7	MCB.CA	Q 0.20	5.43%
#8	RME.CA	Q 0.27	2.37%
#9	NFI.UN.CA	M 8.60	13.17%

* (updated 13 hours, 21 minutes ago) Yield calculations vary and may not be reliable nor comparable. Not all publicly traded securities are ranked; data may be incorrect or out of date. Rankings are for informational purposes only and do not constitute investment advice. [Full disclaimer](#)

Spotlight On: SNC.CA — 2.3% Yield

SNC - Lavalin Group Inc



SNC - Lavalin Group is engaged in the provision of engineering and construction, and operations and maintenance expertise through its network of offices located across Canada and in over 35 other countries, and is working on projects around the world. Co. reports its revenues under four categories of activities: services, packages, operations and maintenance, and infrastructure concession investments. Services and packages relate to engineering and construction operations. Operations and maintenance activities consists of providing operations, maintenance and logistics solutions. Infrastructure concession investments regroups Co.'s investments in infrastructure concessions.

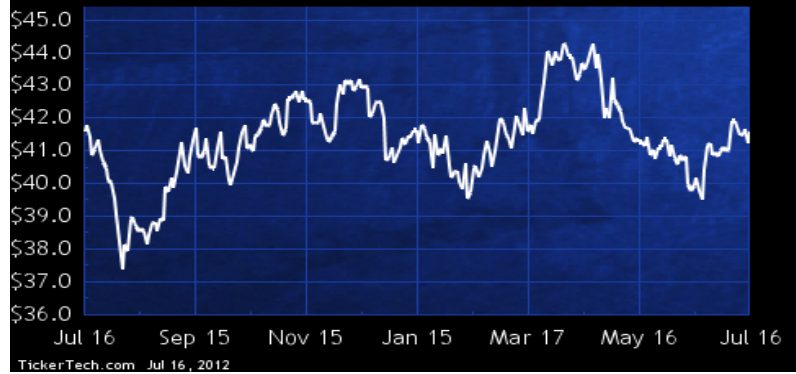
Consumer Goods

DividendRank	Symbol	Dividend	Recent	Yield*
#1	SC.CA	Q 1.06		2.55%
#2	TPX.B.CA	Q 1.31		3.15%
#3	LNF.CA	Q 0.40		3.51%
#4	WN.CA	Q 1.44		2.44%
#5	RET.A.CA	Q 0.80		6.72%
#6	L.CA	Q 0.84		2.64%
#7	CTC.A.CA	Q 1.20		1.79%
#8	NWC.CA	Q 1.04		4.79%
#9	GLN.CA	Q 0.40		3.34%
#10	RSI.CA	Q 0.36		5.96%
#11	PBH.CA	Q 1.18		6.37%
#12	UNS.CA	Q 0.52		1.90%
#13	CDL.A.CA	Q 0.60		3.66%
#14	ACQ.CA	Q 0.60		4.54%
#15	RON.CA	S 0.14		1.27%

*(updated 13 hours, 21 minutes ago) Yield calculations vary and may not be reliable nor comparable. Not all publicly traded securities are ranked; data may be incorrect or out of date. Rankings are for informational purposes only and do not constitute investment advice. [Full disclaimer](#)

Spotlight On: SC.CA – 2.5% Yield

Shoppers Drug Mart Corp.



Shoppers Drug Mart is a licensor of retail drug stores operating under the name Shoppers Drug Mart® (Pharmaprix® in Quebec). In addition, Co. owns and operates Shoppers Home Health Care® stores, which are engaged in the sale and service of assisted-living devices, medical equipment, home-care products and mobility equipment to institutional and retail customers. In addition to its retail store network, Co. owns Shoppers Drug Mart Specialty Health Network Inc., a provider of specialty drug distribution, pharmacy and patient support services, and MediSystem Technologies Inc., a provider of pharmaceutical products and services to long-term care facilities in Ontario and Alberta.

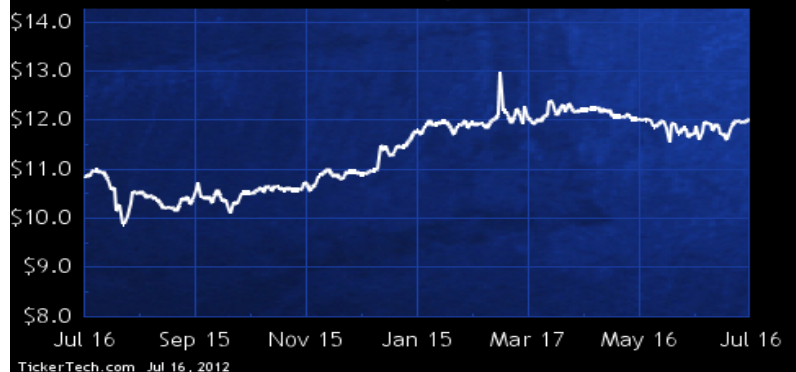
Consumer Services

DividendRank	Symbol	Dividend	Recent	Yield*
#1	LW.CA	M 0.85		7.06%
#2	ECI.CA	M 0.67		7.65%
#3	ABO.B.CA	Q 0.44		1.99%
#4	PLC.CA	M 0.46		5.88%
#5	ABO.A.CA	Q 0.44		1.91%
#6	AF.CA	Q 0.10		1.11%

*(updated 13 hours, 21 minutes ago) Yield calculations vary and may not be reliable nor comparable. Not all publicly traded securities are ranked; data may be incorrect or out of date. Rankings are for informational purposes only and do not constitute investment advice. [Full disclaimer](#)

Spotlight On: LW.CA – 7.1% Yield

Leisureworld Senior Care Corp



Leisureworld Senior Care is a long-term care provider in the Province of Ontario and a participant in the Canadian seniors housing sector. Ancillary businesses of Co. include: Preferred Health Care Services - a provider of nursing and personal support services for both community based home healthcare and long-term care homes; Ontario Long Term Care - a provider of purchasing services, as well as dietary, social work, and other regulated health services to Leisureworld homes; and Tealwood Developments, a provider of laundry services to the Leisureworld homes.

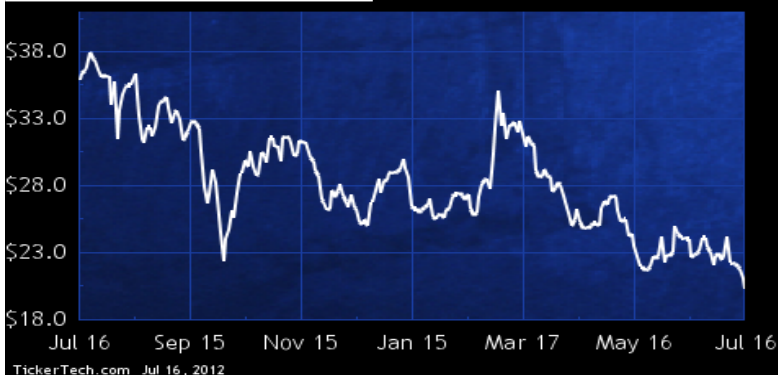
Energy

DividendRank	Symbol	Dividend	Recent Yield*
#1	CFW.CA	S 1.00	4.92%
#2	CPG.CA	M 2.76	7.17%
#3	IPL.UN.CA	M 1.05	5.43%
#4	PBN.CA	M 0.96	8.30%
#5	PGF.CA	M 0.48	7.88%
#6	ESI.CA	Q 0.42	3.08%
#7	HSE.CA	Q 1.20	4.69%
#8	PPL.CA	M 1.62	6.11%
#9	KEY.CA	M 2.04	4.80%
#10	VSN.CA	M 1.00	8.00%
#11	ALA.CA	M 1.38	4.74%
#12	PMG.CA	Q 0.50	4.89%
#13	TRP.CA	Q 1.76	4.08%
#14	BNE.CA	M 3.12	7.07%
#15	VET.CA	M 2.28	5.02%

* (updated 13 hours, 21 minutes ago) Yield calculations vary and may not be reliable nor comparable. Not all publicly traded securities are ranked; data may be incorrect or out of date. Rankings are for informational purposes only and do not constitute investment advice. [Full disclaimer](#)

Spotlight On: CFW.CA — 4.9% Yield

Calfrac Well Services Ltd



Calfrac Well Services is engaged in providing specialized oilfield services, including fracturing, coiled tubing, cementing and other well stimulation and completion services which are designed to increase the production of hydrocarbons from wells to the oil and natural gas industries. Co.'s operations are mainly in Canada, the United States, Russia, Mexico and Argentina.

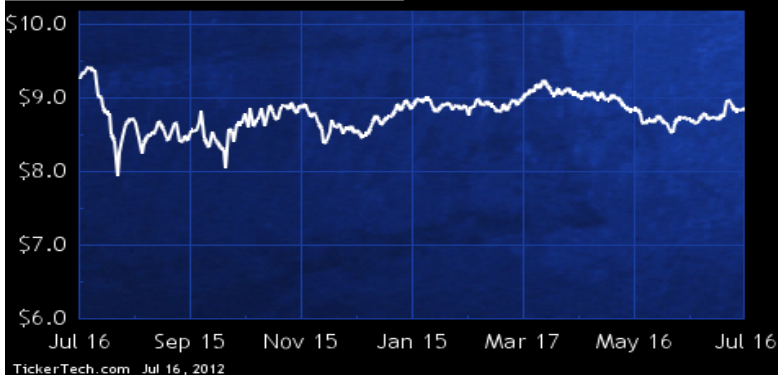
ETFs & CEFs

DividendRank	Symbol	Dividend	Recent Yield*
#1	VIP.UN.CA	M 0.84	9.48%
#2	MMP.UN.CA	M 1.20	18.35%
#3	SIN.UN.CA	M 0.97	7.49%
#4	RPI.UN.CA	M 0.79	8.94%
#5	FAY.UN.CA	M 1.75	12.33%
#6	NIF.UN.CA	M 0.50	11.21%
#7	HYM.UN.CA	M 1.88	11.44%
#8	AV.UN.CA	M 0.84	8.73%
#9	CTF.UN.CA	M 0.36	9.84%
#10	IDX.UN.CA	M 0.84	7.05%
#11	HIT.UN.CA	M 1.92	21.46%
#12	DPF.UN.CA	Q 0.52	15.71%
#13	MID.UN.CA	M 0.72	7.39%
#14	SKG.UN.CA	M 0.70	9.00%
#15	AEU.UN.CA	M 0.60	8.67%

* (updated 13 hours, 21 minutes ago) Yield calculations vary and may not be reliable nor comparable. Not all publicly traded securities are ranked; data may be incorrect or out of date. Rankings are for informational purposes only and do not constitute investment advice. [Full disclaimer](#)

Spotlight On: VIP.UN.CA — 9.5% Yield

Aston Hill VIP Income Fund



Brompton VIP Income Fund is a closed-end investment trust. The Fund's objectives are to achieve a high level of income through an actively managed, diversified portfolio composed of dividend-paying common shares, high-yield debt, income trusts, convertible debt, preferred shares and investment grade debt over a broad range of industries and to provide the opportunity for capital appreciation. As of Dec 31 2010, Co. had total investments at fair value of C\$343,335,718.

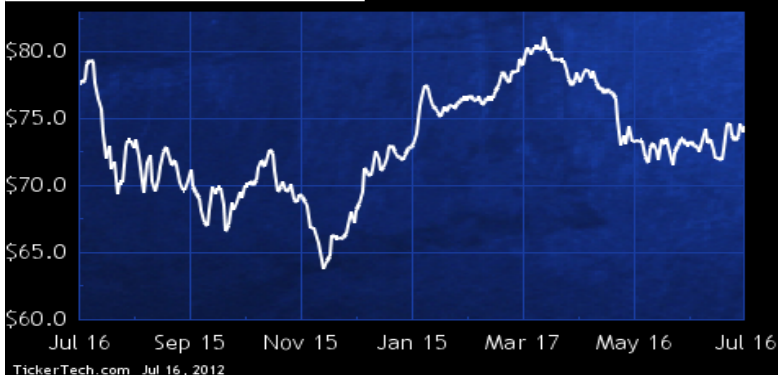
Financial

DividendRank	Symbol	Dividend	Recent Yield*
#1	NA.CA	Q 3.16	4.25%
#2	AGF.B.CA	Q 1.08	9.61%
#3	RY.CA	Q 2.28	4.35%
#4	TD.CA	Q 2.88	3.61%
#5	CM.CA	Q 3.60	5.01%
#6	BNS.CA	Q 2.20	4.22%
#7	IGM.CA	Q 2.15	5.51%
#8	POW.CA	Q 1.16	4.95%
#9	PWF.CA	Q 1.40	5.58%
#10	SLF.CA	Q 1.44	6.56%
#11	BMO.CA	Q 2.80	4.88%
#12	LB.CA	Q 1.88	4.02%
#13	GWO.CA	Q 1.23	5.60%
#14	IAG.CA	Q 0.98	4.57%
#15	MFC.CA	Q 0.52	4.78%

* (updated 13 hours, 21 minutes ago) Yield calculations vary and may not be reliable nor comparable. Not all publicly traded securities are ranked; data may be incorrect or out of date. Rankings are for informational purposes only and do not constitute investment advice. [Full disclaimer](#)

Spotlight On: NA.CA — 4.2% Yield

National Bank of Canada



National Bank Financial Group is engaged in providing integrated financial services to retail, commercial, corporate and institutional clients. Co. offers a range of services: banking and investment solutions, securities brokerage, insurance, wealth management, corporate and investment banking, and mutual fund and pension fund management. Co. operates in three business segments, Personal and Commercial, Wealth Management and Financial Markets. As of Oct 31 2010, Co. had total assets of C\$145.3 billion.

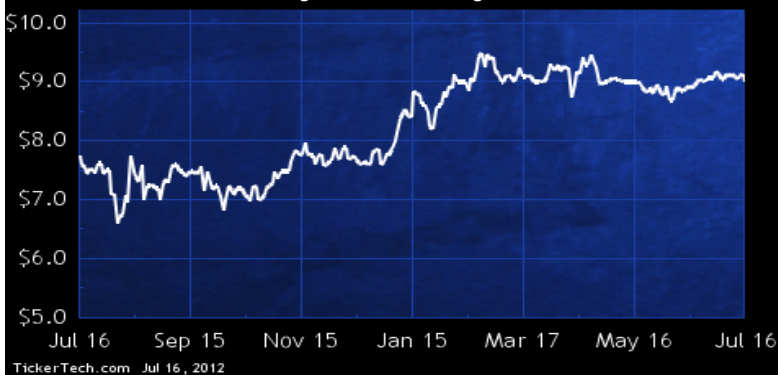
Healthcare

DividendRank	Symbol	Dividend	Recent Yield*
#1	ACC.CA	Q 0.42	4.66%
#2	BCI.CA	Q 0.60	6.82%
#3	OMG.CA	Q 0.08	3.20%

* (updated 13 hours, 21 minutes ago) Yield calculations vary and may not be reliable nor comparable. Not all publicly traded securities are ranked; data may be incorrect or out of date. Rankings are for informational purposes only and do not constitute investment advice. [Full disclaimer](#)

Spotlight On: ACC.CA — 4.7% Yield

Amica Mature Lifestyles Inc./ Style de Vie Amica Inc.



Amica Mature Lifestyles is engaged in the design, development, marketing, management and ownership of luxury housing and services for mature lifestyles. Co.'s operations are comprised of two operating segments: management operations; and ownership and corporate operations. Under its management operations segment, Co. generally supervises all aspects of operations of the seniors rental residences on behalf of the owners. Under its ownership and corporate operations segment, Co. reports the operating results of the seniors residences in which it has a 50% to 100% interest, and the equity results of the seniors residences in which it owns greater than a 20% and under a 50% interest.

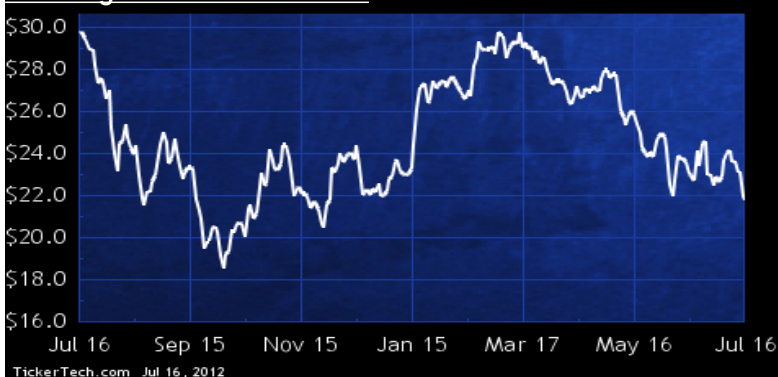
Industrial

DividendRank	Symbol	Dividend	Recent Yield*
#1	FTT.CA	Q 0.56	2.57%
#2	AFN.CA	M 2.40	6.80%
#3	MX.CA	Q 0.74	2.58%
#4	BBD.B.CA	Q 0.10	2.60%
#5	CUS.CA	Q 0.55	7.22%
#6	BBD.A.CA	Q 0.10	2.49%
#7	RCH.CA	Q 0.48	1.38%
#8	XTC.CA	Q 0.15	3.12%
#9	CWX.CA	Q 0.28	12.56%
#10	SIS.CA	A 0.09	7.65%
#11	OML.CA	S 0.02	1.83%
#12	PAP.A.CA	S 0.10	1.00%

*(updated 13 hours, 21 minutes ago) Yield calculations vary and may not be reliable nor comparable. Not all publicly traded securities are ranked; data may be incorrect or out of date. Rankings are for informational purposes only and do not constitute investment advice. [Full disclaimer](#)

Spotlight On: FTT.CA — 2.6% Yield

Finning International Inc



Finning International is engaged in the selling, rental and provision of customer support services for Caterpillar Inc.'s equipment and engines in Western Canada, the U.K., and South America. Co.'s operating units are comprised of: Finning (Canada), which conducts its operations in British Columbia, Alberta, the Yukon Territory, the Northwest Territories, and a portion of Nunavut; Finning South America, which conducts its operations in Chile, Argentina, Uruguay, and Bolivia; and Finning UK Group, which conducts its operations in England, Scotland, Wales, Falkland Islands, and the Channel Islands.

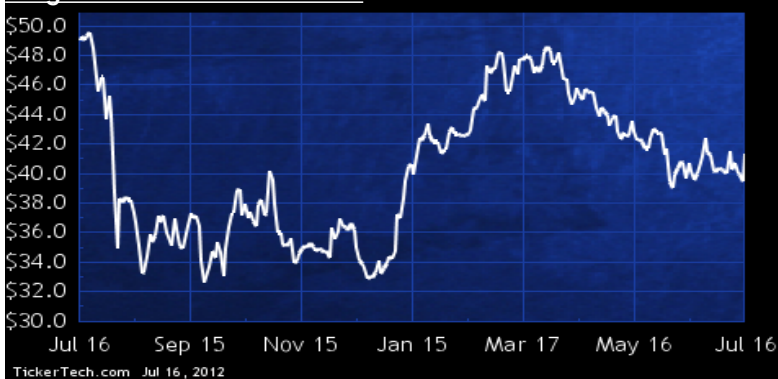
Manufacturing

DividendRank	Symbol	Dividend	Recent Yield*
#1	MG.CA	Q 1.10	2.66%
#2	DII.B.CA	Q 0.60	2.24%
#3	LNR.CA	Q 0.32	1.51%
#4	GIL.CA	Q 0.30	1.04%
#5	AM.CA	Q 0.24	14.04%
#6	DII.A.CA	Q 0.60	2.17%
#7	CWP.CA	Q 0.08	7.28%
#8	DD.CA	Q 0.08	4.12%
#9	CWP.A.CA	Q 0.08	7.21%

*(updated 13 hours, 21 minutes ago) Yield calculations vary and may not be reliable nor comparable. Not all publicly traded securities are ranked; data may be incorrect or out of date. Rankings are for informational purposes only and do not constitute investment advice. [Full disclaimer](#)

Spotlight On: MG.CA — 2.7% Yield

Magna International Inc.



Magna International is engaged in the design, development and manufacture of automotive systems, assemblies, modules and components, and engineer and assemble complete vehicles, primarily for sale to original equipment manufacturers of cars and light trucks in North America, Europe, Asia, South America and Africa. Co.'s capabilities include the design and manufacture of automotive interior systems; seating systems; closure systems; body and chassis systems; vision systems; electronic systems; exterior systems; powertrain systems; roof systems; hybrid and electric vehicles/systems, as well as vehicle engineering and contract manufacturing services.

Materials

DividendRank	Symbol	Dividend	Recent Yield*
#1	UFS.CA	Q 1.80	2.36%
#2	AGU.CA	S 1.00	1.10%
#3	POT.CA	Q 0.56	1.26%
#4	CFX.CA	Q 0.88	8.48%
#5	WFT.CA	Q 0.56	1.09%
#6	SJ.CA	Q 0.60	1.10%
#7	ADN.CA	Q 0.82	6.68%
#8	CAS.CA	Q 0.16	3.70%
#9	BOS.CA	Q 0.20	4.40%
#10	SXP.CA	Q 0.12	7.19%
#11	VT.CA	S 0.15	0.94%
#12	HWD.CA	Q 0.12	2.70%

*(updated 13 hours, 21 minutes ago) Yield calculations vary and may not be reliable nor comparable. Not all publicly traded securities are ranked; data may be incorrect or out of date. Rankings are for informational purposes only and do not constitute investment advice. [Full disclaimer](#)

Spotlight On: UFS.CA — 2.4% Yield

Domtar Corp



Domtar designs, manufactures, markets and distributes a range of fiber-based products. Co. is a manufacturer and marketer of uncoated freesheet paper in North America for a range of customers, including merchants and retail outlets. Co. operates in three reportable segments: Pulp and Paper, which comprises the manufacturing, sale and distribution of communication, specialty and packaging papers, as well as softwood, fluff and hardwood market pulp; Distribution, which involves the purchasing, warehousing, sale and distribution of its paper products and those of other manufacturers; and Personal Care, which consists of the manufacturing, sale and distribution of adult incontinence products.

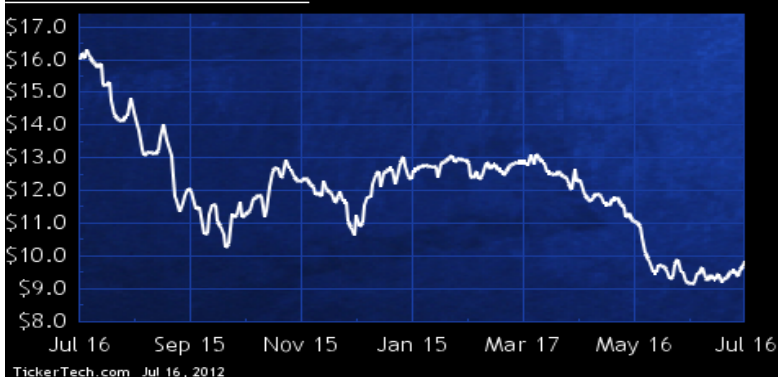
Media

DividendRank	Symbol	Dividend	Recent Yield*
#1	TCL.A.CA	Q 0.58	5.88%
#2	TRI.CA	Q 1.28	4.37%
#3	AIM.CA	Q 0.64	4.61%
#4	CCA.CA	Q 1.00	2.27%
#5	TS.B.CA	Q 0.53	5.71%
#6	CJR.B.CA	Q 0.32	1.39%
#7	CGO.CA	Q 0.72	1.67%
#8	SJR.A.CA	M 0.97	4.24%
#9	TCL.B.CA	Q 0.58	6.18%
#10	ACM.A.CA	S 1.00	2.04%
#11	MHR.CA	Q 1.20	2.67%
#12	GVC.CA	S 0.06	3.00%
#13	QBR.B.CA	Q 0.20	0.54%
#14	QBR.A.CA	Q 0.20	0.55%
#15	NCC.A.CA	S 0.18	2.30%

*(updated 13 hours, 21 minutes ago) Yield calculations vary and may not be reliable nor comparable. Not all publicly traded securities are ranked; data may be incorrect or out of date. Rankings are for informational purposes only and do not constitute investment advice. [Full disclaimer](#)

Spotlight On: TCL.A.CA — 5.9% Yield

Transcontinental Inc



Transcontinental provides printing, publishing and marketing services. The Printing Sector include activities such as printing of marketing products, newspapers, flyers, books, catalogues and magazines. The Media Sector publishes consumer magazines, French-language educational resources, and community newspaper, and has a digital platform that delivers content through more than 120 websites. The Marketing Communications Sector provides advertising services and marketing products using communications platforms supported by database analytics, premedia, e-flyers, email marketing and custom communications.

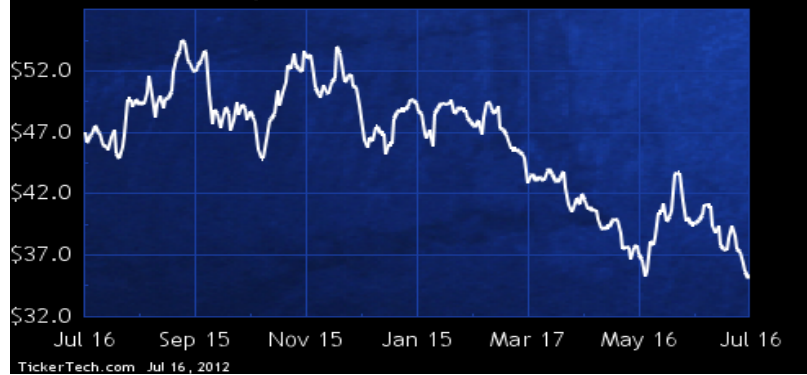
Metals & Mining

DividendRank	Symbol	Dividend	Recent Yield*
#1	ABX.CA	Q 0.80	2.26%
#2	FM.CA	S 0.26	1.48%
#3	S.CA	Q 0.15	3.18%
#4	G.CA	M 0.54	1.56%
#5	AEM.CA	Q 0.80	2.09%
#6	CCL.B.CA	Q 0.78	2.12%
#7	WLT.CA	Q 0.50	1.31%
#8	NSU.CA	S 0.10	3.41%
#9	PAA.CA	Q 0.15	1.01%
#10	CCO.CA	Q 0.40	1.77%
#11	FNV.CA	M 0.60	1.25%
#12	SLW.CA	Q 0.36	1.37%
#13	RUS.CA	Q 1.40	5.75%
#14	K.CA	S 0.16	1.88%
#15	WFI.CA	Q 0.96	5.69%

*(updated 13 hours, 21 minutes ago) Yield calculations vary and may not be reliable nor comparable. Not all publicly traded securities are ranked; data may be incorrect or out of date. Rankings are for informational purposes only and do not constitute investment advice. [Full disclaimer](#)

Spotlight On: ABX.CA — 2.3% Yield

Barrick Gold Corp.



Barrick Gold is engaged in the production and sale of gold, as well as related activities such as exploration and mine development. Co. also produces copper and hold interests in oil and gas properties located in Canada. Co.'s mining operations are concentrated in three regional business units: North America, South America and Australia Pacific. Co. also hold a 73.9% equity interest in African Barrick Gold plc that owns gold mines and exploration properties in Africa. Co.'s copper business unit contains producing copper mines located in Chile and Zambia; and a mine under construction located in Saudi Arabia.

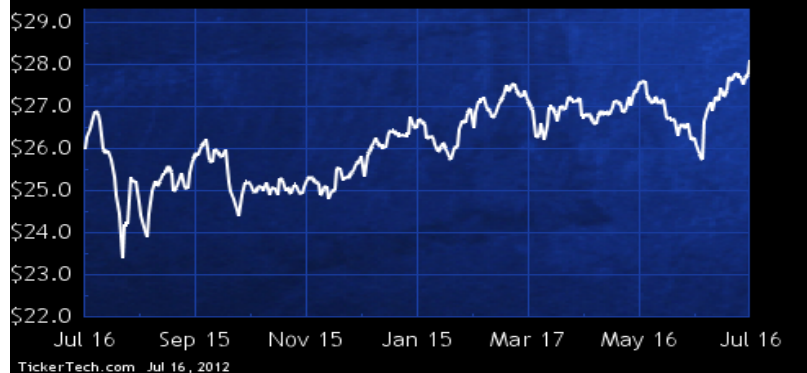
Real Estate

DividendRank	Symbol	Dividend	Recent Yield*
#1	REI.UN.CA	M 1.38	4.91%
#2	BEI.UN.CA	M 1.86	3.09%
#3	AX.UN.CA	M 1.08	6.43%
#4	D.UN.CA	M 2.20	5.72%
#5	HR.UN.CA	M 1.20	4.81%
#6	CUF.UN.CA	M 1.44	5.89%
#7	AP.UN.CA	M 1.32	4.56%
#8	PMZ.UN.CA	M 1.22	5.12%
#9	FCR.CA	Q 0.80	4.38%
#10	GRT.CA	Q 2.00	5.75%
#11	BPO.CA	Q 0.56	3.20%
#12	MRT.UN.CA	M 0.96	5.68%
#13	CWT.UN.CA	M 1.55	5.41%
#14	REF.UN.CA	M 1.49	3.63%
#15	CAR.UN.CA	M 1.08	4.37%

*(updated 13 hours, 21 minutes ago) Yield calculations vary and may not be reliable nor comparable. Not all publicly traded securities are ranked; data may be incorrect or out of date. Rankings are for informational purposes only and do not constitute investment advice. [Full disclaimer](#)

Spotlight On: REI.UN.CA — 4.9% Yield

RioCan Real Estate Investment Trust



RioCan Real Estate Investment Trust is a real estate investment trust. Co. is engaged in owning, developing and operating retail real estate, mixed use and office real estate. As of Dec 31 2009, Co. owned and managed a portfolio of Canadian shopping centres, with ownership interests in a portfolio of 258 retail properties, including 12 under development, containing an aggregate of over 61.7 million square feet. Co.'s Canadian portfolio of properties is concentrated around Canada's urban markets. Co. also owns properties in secondary markets, such as Kingston, Ontario and Quebec City, Quebec.

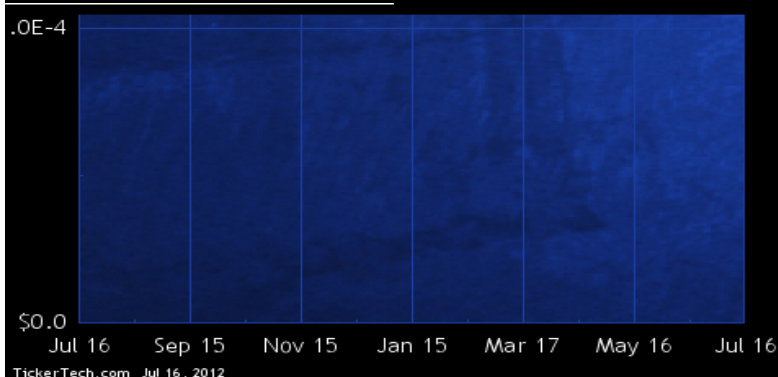
Technology

DividendRank	Symbol	Dividend	Recent Yield*
#1	CSU.CA	Q 4.00	4.40%
#2	ET.CA	Q 0.56	4.23%
#3	MDA.CA	S 1.30	2.30%
#4	WIN.CA	Q 0.12	2.45%
#5	ESL.CA	Q 0.26	1.91%
#6	OCX.CA	Q 0.11	0.29%
#7	HMM.A.CA	Q 0.08	10.00%
#8	MDF.CA	Q 0.36	1.92%
#9	HPS.A.CA	S 0.18	2.08%
#10	ARD.CA	A 0.01	5.00%
#11	TCS.CA	S 0.06	2.59%

*(updated 13 hours, 21 minutes ago) Yield calculations vary and may not be reliable nor comparable. Not all publicly traded securities are ranked; data may be incorrect or out of date. Rankings are for informational purposes only and do not constitute investment advice. [Full disclaimer](#)

Spotlight On: CSU.CA — 4.4% Yield

Constellation Software Inc



Constellation Software is engaged in the provision of enterprise software solutions serving a variety of vertical markets. Co. is organized around two reportable segments, (i) the public sector segment, which primarily includes businesses focused on government and government-related customers and (ii) the private sector segment, which primarily includes businesses focused on commercial customers.

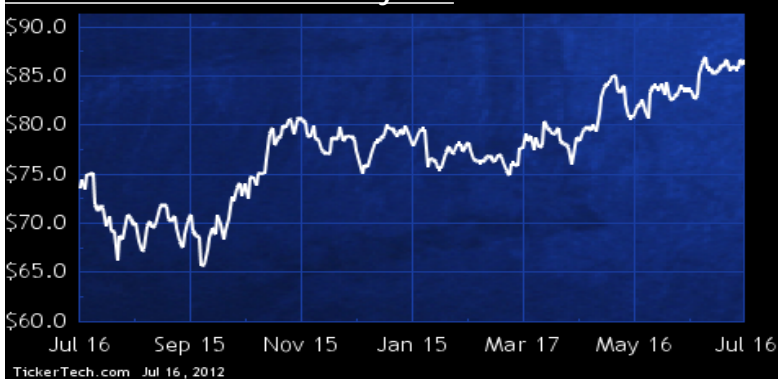
Transportation

DividendRank	Symbol	Dividend	Recent Yield*
#1	CNR.CA	Q 1.50	1.73%
#2	EIF.CA	M 1.62	6.57%
#3	TFI.CA	Q 0.52	3.16%
#4	WJA.CA	Q 0.24	1.47%
#5	STB.CA	M 0.56	7.70%
#6	CP.CA	Q 1.40	1.86%
#7	CHR.B.CA	Q 0.60	19.55%
#8	ALC.CA	Q 2.00	1.73%
#9	TMA.CA	Q 0.25	5.51%
#10	CJT.CA	Q 0.57	8.12%
#11	CHR.A.CA	Q 0.60	19.68%
#12	CJT.A.CA	Q 0.57	8.01%
#13	CHL.B.CA	M 1.10	4.09%
#14	WJA.A.CA	Q 0.24	1.48%
#15	LGT.A.CA	Q 0.35	1.63%

*(updated 13 hours, 21 minutes ago) Yield calculations vary and may not be reliable nor comparable. Not all publicly traded securities are ranked; data may be incorrect or out of date. Rankings are for informational purposes only and do not constitute investment advice. [Full disclaimer](#)

Spotlight On: CNR.CA — 1.7% Yield

Canadian National Railway Co.



Canadian National Railway is engaged in the rail and related transportation business. Co.'s network of approx. 21,100 route miles spans Canada and mid-America, from the Atlantic and Pacific oceans to the Gulf of Mexico, serving the ports of Vancouver, Prince Rupert, British Columbia, Montreal, Halifax, New Orleans, and Mobile, AL and the areas of Toronto, Buffalo, Chicago, Detroit, Duluth, Minnesota/Superior and Green Bay, WI, Minneapolis/St. Paul, Memphis and Jackson, MS, in North America. Co.'s extensive network, and its co-production agreements, routing protocols, marketing alliances and interline agreements, provide Co. customers access to all three North American Free Trade nations.

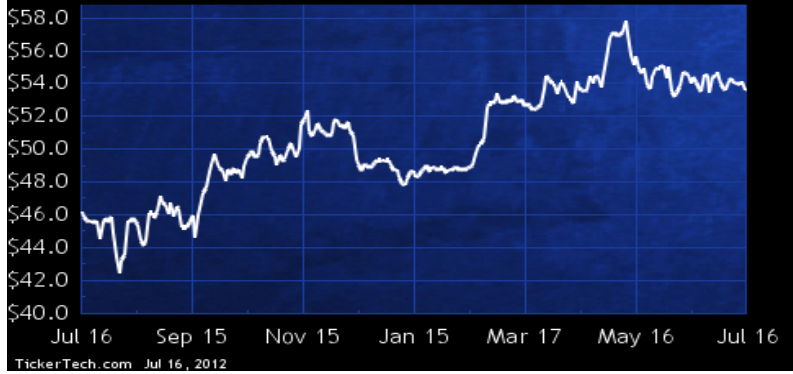
Travel & Entertainment

DividendRank	Symbol	Dividend	Recent Yield*
#1	THI.CA	Q 0.84	1.57%
#2	WB.CA	Q 0.97	8.73%
#3	AW.UN.CA	M 1.40	6.32%
#4	BPF.UN.CA	M 1.18	6.54%
#5	PZA.UN.CA	M 0.72	7.11%
#6	KEG.UN.CA	M 0.96	6.76%
#7	SRV.UN.CA	M 1.06	8.73%
#8	GH.CA	M 0.88	7.28%
#9	MTY.CA	Q 0.22	1.28%
#10	PBL.CA	Q 0.12	6.00%
#11	SPS.A.CA	S 0.60	7.50%
#12	NHG.CA	S 0.02	2.99%

* (updated 13 hours, 21 minutes ago) Yield calculations vary and may not be reliable nor comparable. Not all publicly traded securities are ranked; data may be incorrect or out of date. Rankings are for informational purposes only and do not constitute investment advice. [Full disclaimer](#)

Spotlight On: THI.CA – 1.6% Yield

Tim Hortons, Inc.



Tim Hortons is engaged as a quick service restaurant chain. Co.'s primary business structure is to identify potential restaurant locations, develop sites, and make these new restaurants available to approved restaurant owners. As of Jan 2 2011, 99.5% of Co.'s systemwide restaurants were franchised or run by independent operators. Co. also owns and operates a small number of corporate-run locations. As of Jan 2 2011, the number of Tim Hortons restaurants across Canada, which includes self-serve kiosks, totaled 3,148. In addition, Co. has 275 licensed locations in the Republic of Ireland and the U.K., which are mainly self-serve kiosks operating primarily under the name "Tim Hortons."

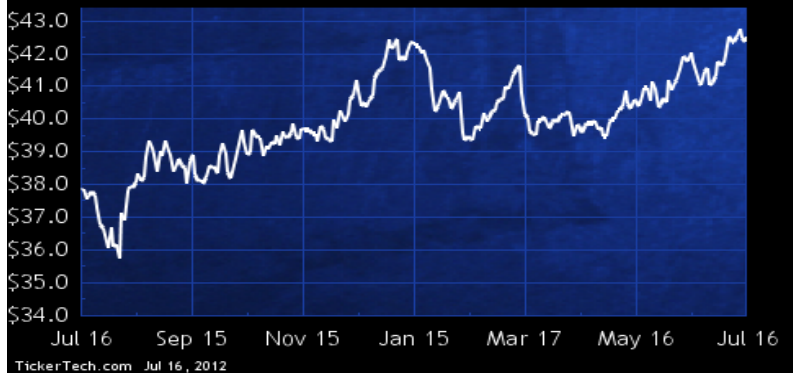
Utilities

DividendRank	Symbol	Dividend	Recent Yield*
#1	BCE.CA	Q 2.17	5.10%
#2	T.CA	Q 2.44	3.92%
#3	FTS.CA	Q 1.20	3.65%
#4	EMA.CA	Q 1.35	3.90%
#5	BA.CA	Q 1.90	7.27%
#6	TA.CA	Q 1.16	6.61%
#7	BEP.UN.CA	Q 1.38	4.74%
#8	CPX.CA	Q 1.26	5.27%
#9	RCI.A.CA	Q 1.58	4.19%
#10	ACO.X.CA	Q 1.31	1.78%
#11	CU.CA	Q 1.77	2.59%
#12	MBT.CA	Q 1.70	5.09%
#13	AQN.CA	Q 0.28	4.28%
#14	INE.CA	Q 0.58	5.44%
#15	VNR.CA	Q 1.00	6.39%

* (updated 13 hours, 21 minutes ago) Yield calculations vary and may not be reliable nor comparable. Not all publicly traded securities are ranked; data may be incorrect or out of date. Rankings are for informational purposes only and do not constitute investment advice. [Full disclaimer](#)

Spotlight On: BCE.CA – 5.1% Yield

BCE Inc.



BCE is a communications company engaged in providing wireline voice and wireless communications services, Internet access, data services and video services to residential, business and wholesale customers. Co. operates three segments: Bell Wireline, which provides local telephone, long distance, Internet, data, video and other services and products; Bell Wireless, which provides wireless voice and data communication products and services; and Bell Aliant, which provides local telephone, long distance, Internet, data, video, wireless and other information and communications technology services. Co. operates predominantly in Canada.



 **Canada Stock Channel**