

July, 2022 – *DividendRank* Report

<http://www.canadastockchannel.com/>

History has shown that the bulk of the stock market's returns are delivered by dividends. Only consistently profitable companies can afford to keep paying dividends, so profitability is of critical importance. And investors shouldn't pay too expensive a price to buy a stock, even if the company itself is strong. So therefore, dividend investors should be most interested in researching the strongest most profitable companies, that also happen to be trading at an attractive valuation.

Each month, Canada Stock Channel screens through our coverage universe of dividend paying Canadian stocks, to look at a variety of data – dividend history & yield, book value, quarterly earnings – and compare it to the stock's trading data to come up with certain calculations about profitability and about the stock's valuation (whether we think it looks "cheap" or "expensive"). Our proprietary *DividendRank* formula ranks stocks within the following 18 sectors/categories, to identify the top most "interesting" ideas that merit further research.

Business Services & Equipment

Construction

Consumer Goods

Consumer Services

Energy

ETFs & CEFs

Financial

Healthcare

Industrial

Manufacturing

Materials

Media

Metals & Mining

Real Estate

Technology

Transportation

Travel & Entertainment

Utilities

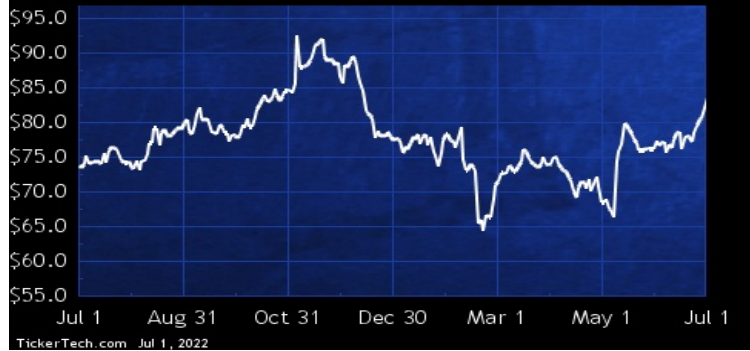
BUSINESS SERVICES & EQUIPMENT

DividendRank	Symbol	Dividend	Recent Yield*
#1	RBA.CA	Q 1.00	1.19%
#2	TRI.CA	Q 2.28	1.70%
#3	STN.CA	Q 0.72	1.28%
#4	DXT.CA	Q 0.35	6.33%
#5	LWRK.CA	M 0.78	2.53%
#6	WJX.CA	Q 1.00	4.97%
#7	KBL.CA	M 1.20	3.71%
#8	BDI.CA	Q 0.06	1.61%
#9	BYD.CA	Q 0.58	0.42%
#10	CGY.CA	Q 1.12	1.78%

* (updated 7 hours, 13 minutes ago) Yield calculations vary and may not be reliable nor comparable. Not all publicly traded securities are ranked; data may be incorrect or out of date. Rankings are for informational purposes only and do not constitute investment advice. [Full disclaimer](#)

SPOTLIGHT ON: RBA.CA – 1.2% YIELD

Ritchie Bros Auctioneers Inc



Ritchie Bros Auctioneers is a holding company. Through its subsidiaries, Co. is engaged in asset management technologies and disposition of commercial assets. Co. provides its customers end-to-end solutions for buying and selling used industrial equipment and other durable assets through its unreserved live on site auctions, online marketplaces, listing services, and private brokerage services. Auctions and Marketplaces is Co.'s only reportable segment, which consists of its live on site auctions, its online auctions and marketplaces, and its brokerage service.

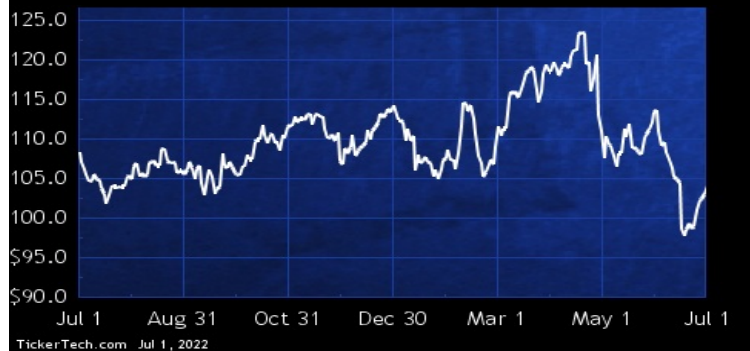
CONSTRUCTION

DividendRank	Symbol	Dividend	Recent Yield*
#1	TIH.CA	Q 1.56	1.50%
#2	ARE.CA	Q 0.74	5.64%
#3	BDGI.CA	Q 0.66	2.34%
#4	WSP.CA	Q 1.50	1.03%
#5	BDT.CA	M 0.39	5.22%
#6	NFI.CA	Q 0.21	1.59%
#7	SNC.CA	Q 0.08	0.36%

* (updated 7 hours, 13 minutes ago) Yield calculations vary and may not be reliable nor comparable. Not all publicly traded securities are ranked; data may be incorrect or out of date. Rankings are for informational purposes only and do not constitute investment advice. [Full disclaimer](#)

SPOTLIGHT ON: TIH.CA – 1.5% YIELD

Toromont Industries Ltd



Toromont Industries operates through two business segments: the Equipment Group and CIMCO. The Equipment Group includes rental operations, a material handling business and an agricultural equipment business. CIMCO is engaged in the design, engineering, fabrication and installation of industrial and recreational refrigeration systems.

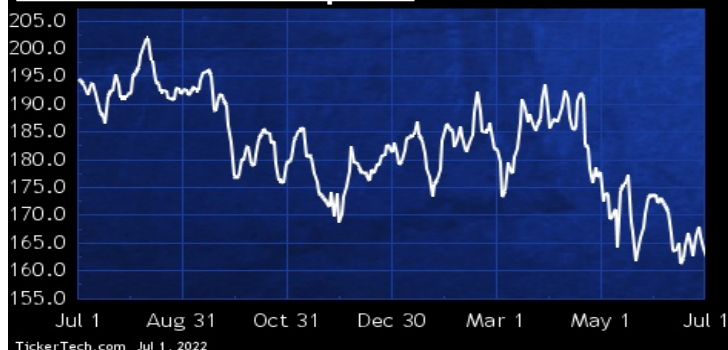
CONSUMER GOODS

DividendRank	Symbol	Dividend	Recent Yield*
#1	CTC.A.CA	Q 6.50	4.00%
#2	PBH.CA	Q 2.80	3.00%
#3	QSP.UN.CA	Q 2.16	3.36%
#4	NWC.CA	Q 1.48	4.45%
#5	LNF.CA	Q 0.64	4.07%
#6	GDL.CA	S 0.80	8.01%
#7	CTC.CA	Q 6.50	2.03%
#8	L.CA	Q 1.62	1.40%
#9	WN.CA	Q 2.64	1.76%
#10	MRU.CA	Q 1.10	1.59%
#11	ZZZ.CA	Q 0.86	3.58%
#12	MFI.CA	Q 0.80	3.16%
#13	ADW.A.CA	Q 0.25	4.21%
#14	SAP.CA	Q 0.72	2.56%
#15	EMP.A.CA	Q 0.66	1.66%

* (updated 7 hours, 13 minutes ago) Yield calculations vary and may not be reliable nor comparable. Not all publicly traded securities are ranked; data may be incorrect or out of date. Rankings are for informational purposes only and do not constitute investment advice. [Full disclaimer](#)

SPOTLIGHT ON: CTC.A.CA – 4.0% YIELD

Canadian Tire Corp Ltd



Canadian Tire operates through three segments: Retail, Financial Services, and CT REIT. The Retail segment includes Canadian Tire, SportChek, Mark's, PartSource, Petroleum, Helly Hansen and Party City. It also includes the Consumer Brands division which supports the retail banners in the development and acquisition of owned brands and products. The Financial Services segment provides financial and other products and services, including Triangle-branded consumer credit cards, in-store financing, insurance products, and retail and broker deposits. The CT REIT segment comprises CT REIT which owns, develops and leases income-producing real estate properties across Canada.

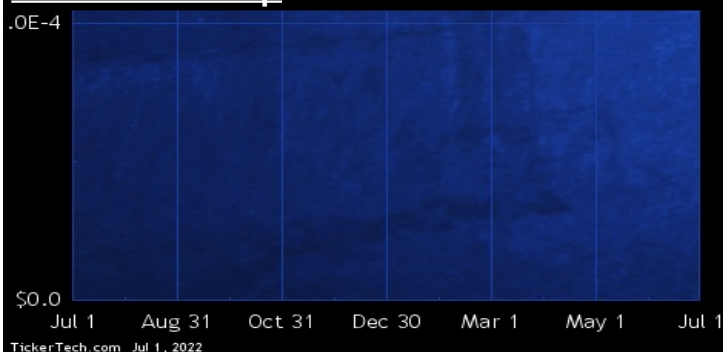
CONSUMER SERVICES

DividendRank	Symbol	Dividend	Recent Yield*
#1	PLC.CA	Q 0.46	1.34%

* (updated 7 hours, 13 minutes ago) Yield calculations vary and may not be reliable nor comparable. Not all publicly traded securities are ranked; data may be incorrect or out of date. Rankings are for informational purposes only and do not constitute investment advice. [Full disclaimer](#)

SPOTLIGHT ON: PLC.CA – 1.3% YIELD

Park Lawn Corp



Park Lawn is an unincorporated open-ended limited purpose trust company. Co., through its subsidiaries, Park Lawn Limited Partnership and Park Lawn Management Services Inc., owns and operates six cemeteries in the Greater Toronto Area. These cemeteries are: Park Lawn Cemetery, Riverside Cemetery & Crematorium, Sanctuary Park Cemetery, Westminster Cemetery, Crematorium & Mausoleum, Forest Lawn Crematorium & Mausoleum, and Hillcrest Cemetery. The cemeteries and crematoria offer products and services associated with cremation, burial rights and services. Co., through its subsidiary, Bloorpark Developments Inc., also develops the Kingsway Condominium project on Bloor Street West.

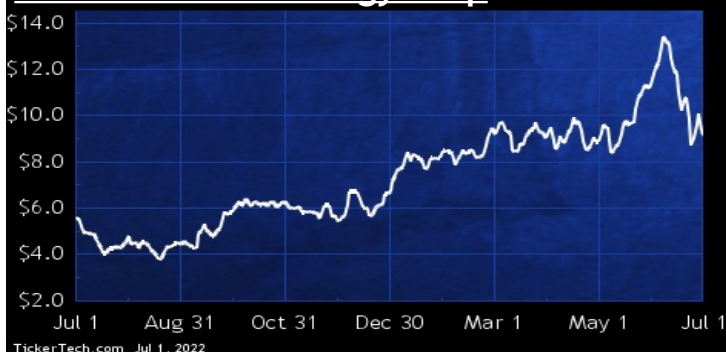
ENERGY

DividendRank	Symbol	Dividend	Recent Yield*
#1	CPG.CA	Q 0.26	2.84%
#2	ENB.CA	Q 3.44	6.33%
#3	CNQ.CA	Q 3.00	4.34%
#4	SU.CA	Q 1.88	4.16%
#5	TRP.CA	Q 3.60	5.40%
#6	GEI.CA	Q 1.48	6.21%
#7	TOU.CA	Q 0.90	1.34%
#8	FRU.CA	M 0.96	7.54%
#9	IMO.CA	Q 1.36	2.24%
#10	PKI.CA	Q 1.30	3.72%
#11	ARX.CA	Q 0.48	2.96%
#12	PPL.CA	M 2.52	5.54%
#13	PEY.CA	M 0.60	4.98%
#14	KEY.CA	M 1.92	6.53%
#15	WCP.CA	M 0.36	4.03%

* (updated 7 hours, 13 minutes ago) Yield calculations vary and may not be reliable nor comparable. Not all publicly traded securities are ranked; data may be incorrect or out of date. Rankings are for informational purposes only and do not constitute investment advice. [Full disclaimer](#)

SPOTLIGHT ON: CPG.CA – 2.8% YIELD

Crescent Point Energy Corp



Crescent Point Energy is an oil and gas exploration, development and production company. Co. is an oil and gas producer with assets strategically focused in properties comprised of light and medium crude oil and natural gas reserves in Western Canada and the United States. The crude oil and natural gas properties and related assets generating income for the benefit of Co., are located in the provinces of Saskatchewan, Alberta, British Columbia and Manitoba and in the states of North Dakota and Montana. The properties and assets consist of producing crude oil and natural gas reserves and Proved plus Probable crude oil and natural gas reserves not yet on production, and land holdings.

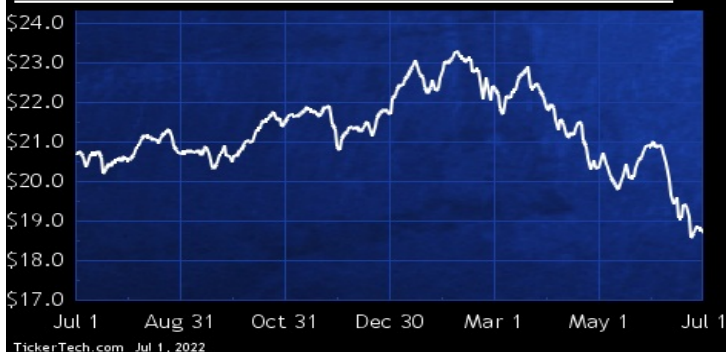
ETFs & CEFS

DividendRank	Symbol	Dividend	Recent Yield*
#1	ZWB.CA	M 1.32	7.06%
#2	EIT.UN.CA	M 1.20	9.43%
#3	ZPR.CA	M 0.54	5.24%
#4	TXF.CA	Q 1.78	12.00%
#5	ZIC.CA	M 0.66	4.02%
#6	ZEA.CA	Q 0.52	3.02%
#7	ZCN.CA	Q 0.84	3.32%
#8	ZAG.CA	M 0.48	3.53%
#9	HPR.CA	M 0.43	5.12%
#10	VCN.CA	Q 1.17	3.07%
#11	ZWH.CA	M 1.32	6.48%
#12	ZMU.CA	M 0.54	4.18%
#13	ZWE.CA	M 1.32	7.41%
#14	VIU.CA	Q 1.52	5.80%
#15	VAB.CA	M 0.69	3.09%

* (updated 7 hours, 13 minutes ago) Yield calculations vary and may not be reliable nor comparable. Not all publicly traded securities are ranked; data may be incorrect or out of date. Rankings are for informational purposes only and do not constitute investment advice. [Full disclaimer](#)

SPOTLIGHT ON: ZWB.CA – 7.1% YIELD

BMO Covered Call Canadian Banks ETF



BMO Covered Call Canadian Banks is an exchange-traded fund established as an open-ended trust. The Trust's objective is to provide exposure to the performance of a portfolio of Canadian banks and monthly distributions while mitigating downside risk.

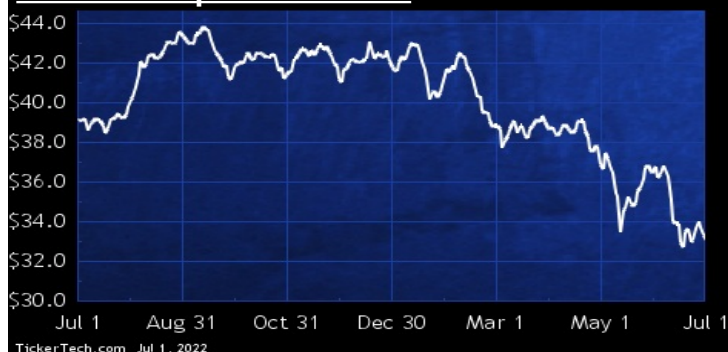
FINANCIAL

DividendRank	Symbol	Dividend	Recent Yield*
#1	POW.CA	Q 1.98	5.98%
#2	ELF.CA	Q 10.00	1.22%
#3	MFC.CA	Q 1.32	5.91%
#4	CWB.CA	Q 1.24	4.76%
#5	BMO.CA	Q 5.56	4.49%
#6	BNS.CA	Q 4.12	5.41%
#7	RY.CA	Q 5.12	4.11%
#8	TD.CA	Q 3.56	4.22%
#9	EVT.CA	Q 1.20	1.05%
#10	NA.CA	Q 3.68	4.36%
#11	GWO.CA	Q 1.96	6.24%
#12	SLF.CA	Q 2.76	4.68%
#13	IAG.CA	Q 2.50	3.91%
#14	FN.CA	M 2.35	7.10%
#15	LB.CA	Q 1.80	4.65%

* (updated 7 hours, 13 minutes ago) Yield calculations vary and may not be reliable nor comparable. Not all publicly traded securities are ranked; data may be incorrect or out of date. Rankings are for informational purposes only and do not constitute investment advice. [Full disclaimer](#)

SPOTLIGHT ON: POW.CA — 6.0% YIELD

Power Corp. of Canada



Power is an international management and holding company. Through its subsidiaries, Co. is engaged in insurance, retirement, wealth management and investment businesses, including a portfolio of alternative asset investment platforms. Co. holds controlling interests, through its subsidiary, Power Financial Corporation, in Great-West Lifeco Inc. (Lifeco) and IGM Financial Inc. (IGM). Lifeco is an international financial services holding company with interests in life insurance, health insurance, retirement and investment services, asset management and reinsurance businesses. IGM is a wealth and asset management company, primarily providing investment advisory and related services.

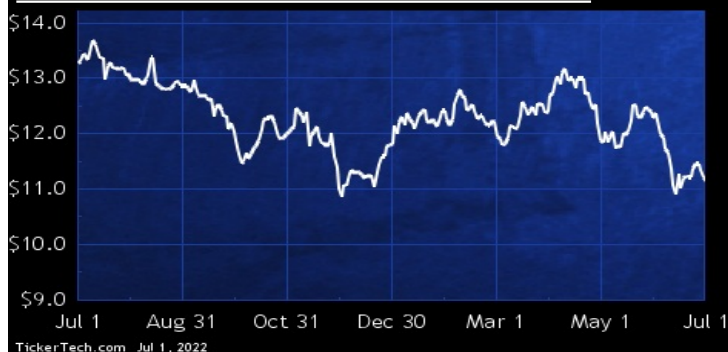
HEALTHCARE

DividendRank	Symbol	Dividend	Recent Yield*
#1	CSH.UN.CA	M 0.61	5.49%
#2	SIA.CA	M 0.94	7.21%
#3	EXE.CA	M 0.48	7.00%
#4	DR.CA	Q 0.32	3.68%
#5	HLS.CA	Q 0.20	1.64%

* (updated 7 hours, 13 minutes ago) Yield calculations vary and may not be reliable nor comparable. Not all publicly traded securities are ranked; data may be incorrect or out of date. Rankings are for informational purposes only and do not constitute investment advice. [Full disclaimer](#)

SPOTLIGHT ON: CSH.UN.CA — 5.5% YIELD

Chartwell Retirement Residences



Chartwell Retirement Residences is an open-ended real estate trust. Co. indirectly owns and operates a portfolio of seniors housing communities across the continuum of care, all of which are located in Canada. Co.'s portfolio includes: independent living, which consists of suites/townhouses/bungalows/apartments with availability of providing meals and dining, housekeeping and laundry services without personal care services or personal assistance available; and independent supportive living, which consists of suites/ townhouses/ bungalows/ apartments with dining, housekeeping and laundry services with personal assistance services available.

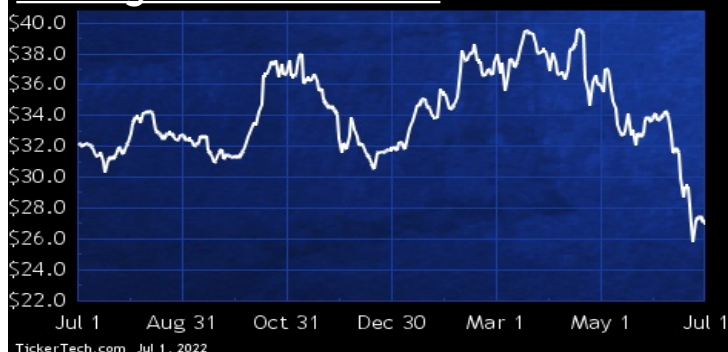
INDUSTRIAL

DividendRank	Symbol	Dividend	Recent Yield*
#1	FTT.CA	Q 0.94	3.48%
#2	MX.CA	Q 0.58	1.18%
#3	RCH.CA	Q 0.52	1.54%
#4	DBM.CA	Q 0.56	8.93%
#5	SIS.CA	M 0.50	3.84%
#6	CHE.UN.CA	M 0.60	7.40%
#7	MAL.CA	Q 0.32	4.26%
#8	NEO.CA	Q 0.40	3.22%
#9	AFN.CA	Q 0.60	2.02%
#10	VLN.CA	Q 0.12	1.45%

* (updated 7 hours, 13 minutes ago) Yield calculations vary and may not be reliable nor comparable. Not all publicly traded securities are ranked; data may be incorrect or out of date. Rankings are for informational purposes only and do not constitute investment advice. [Full disclaimer](#)

SPOTLIGHT ON: FTT.CA — 3.5% YIELD

Finning International Inc



Finning International is engaged in the selling of heavy equipment and power and energy systems, rental of equipment, and providing product support including sales of parts and servicing of equipment. Co.'s segments are: Canadian operations, which include dealership territories comprising British Columbia, Alberta, Saskatchewan, Yukon, the Northwest Territories, and portions of Nunavut and mobile on-site refuelling services in the Canada and in Texas, United States; South American operations, which include Chile, Argentina, and Bolivia; and United Kingdom and Ireland operations, which include England, Scotland, Wales, Northern Ireland, and the Republic of Ireland.

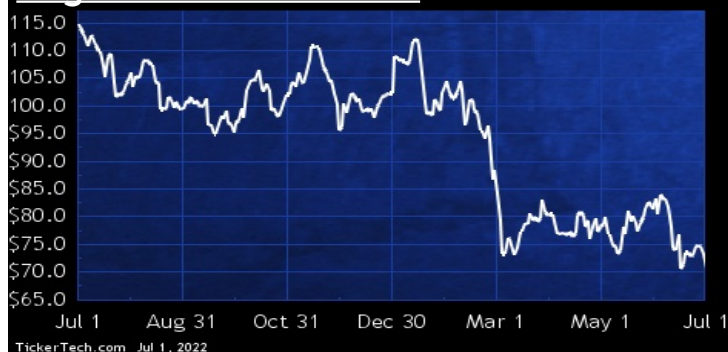
MANUFACTURING

DividendRank	Symbol	Dividend	Recent Yield*
#1	MG.CA	Q 2.33	3.30%
#2	ET.CA	Q 0.72	5.52%
#3	GIL.CA	Q 0.86	2.33%
#4	LNR.CA	Q 0.80	1.47%
#5	XTC.CA	Q 0.42	5.26%
#6	MRE.CA	Q 0.20	2.41%
#7	ABCT.CA	Q 0.15	2.52%
#8	CMI.CA	Q 0.05	2.33%
#9	VCM.CA	Q 0.22	1.35%

* (updated 7 hours, 13 minutes ago) Yield calculations vary and may not be reliable nor comparable. Not all publicly traded securities are ranked; data may be incorrect or out of date. Rankings are for informational purposes only and do not constitute investment advice. [Full disclaimer](#)

SPOTLIGHT ON: MG.CA — 3.3% YIELD

Magna International Inc



Magna International is an automotive supplier that has vehicle engineering and contract manufacturing capabilities, as well as product capabilities which include body, chassis, exterior, seating, powertrain, active driver assistance, electronics, mechatronics, mirrors, lighting and roof systems. Co. also has electronic and software capabilities across many of these areas. Co. is organized under four operating segments: Body Exteriors & Structures, Power & Vision, Seating Systems and Complete Vehicles

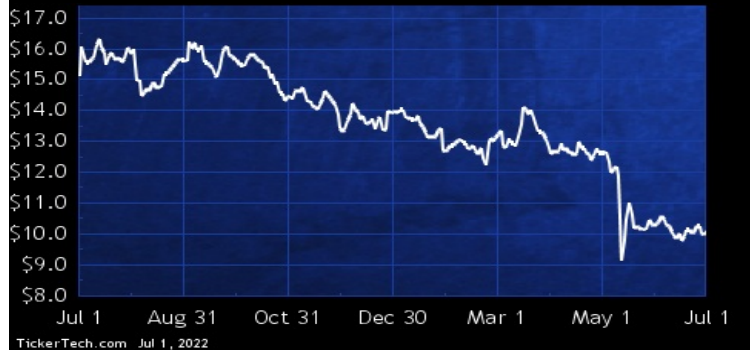
MATERIALS

DividendRank	Symbol	Dividend	Recent Yield*
#1	CAS.CA	Q 0.48	4.74%
#2	NTR.CA	Q 1.92	1.87%
#3	TCL.A.CA	Q 0.90	5.88%
#4	WEF.CA	Q 0.05	3.45%
#5	SJ.CA	Q 0.80	2.46%
#6	HDI.CA	Q 0.48	1.70%
#7	WFG.CA	Q 1.55	1.57%
#8	ADN.CA	Q 1.16	6.96%
#9	BOS.CA	Q 0.40	2.58%
#10	CCL.B.CA	Q 0.96	1.58%
#11	WPK.CA	Q 0.12	0.27%
#12	KPT.CA	Q 0.72	6.96%
#13	WBE.CA	Q 0.02	7.14%
#14	XYP.CA	Q 0.10	3.00%

* (updated 7 hours, 13 minutes ago) Yield calculations vary and may not be reliable nor comparable. Not all publicly traded securities are ranked; data may be incorrect or out of date. Rankings are for informational purposes only and do not constitute investment advice. [Full disclaimer](#)

SPOTLIGHT ON: CAS.CA — 4.7% YIELD

Cascades Inc



Cascades is a paper and packaging company that produces, converts and sells packaging and tissue products composed primarily of recycled fibres. Co. operates through four business segments: Containerboard; Boxboard Europe; and Specialty Products (which constitutes Co.'s Packaging Products); and Tissue Papers.

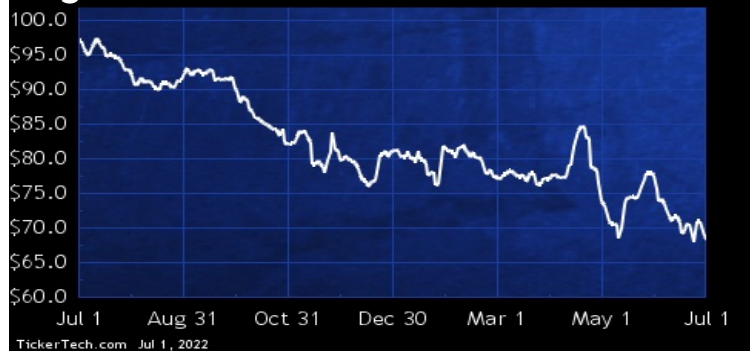
MEDIA

DividendRank	Symbol	Dividend	Recent Yield*
#1	CGO.CA	Q 2.50	3.66%
#2	CJR.B.CA	Q 0.24	6.80%
#3	QBR.B.CA	Q 1.20	4.36%
#4	RAY.A.CA	Q 0.30	4.84%
#5	Y.CA	Q 0.60	4.40%

* (updated 7 hours, 13 minutes ago) Yield calculations vary and may not be reliable nor comparable. Not all publicly traded securities are ranked; data may be incorrect or out of date. Rankings are for informational purposes only and do not constitute investment advice. [Full disclaimer](#)

SPOTLIGHT ON: CGO.CA — 3.7% YIELD

Cogeco Inc



Cogeco is a holding corporation which operates in the communications and media sectors. Co.'s Cogeco Communications Inc. subsidiary provides residential and business customers with Internet, video and telephony services through its two-way broadband fibre networks, operating in Quebec and Ontario, Canada, under the Cogeco Connexion name, and in the U.S. under the Atlantic Broadband brand in various states. Co.'s Cogeco Media Inc. subsidiary owns and operates radio stations with complementary radio formats and coverage serving a range of audiences mainly across the province of Quebec, as well as Cogeco News, a news agency.

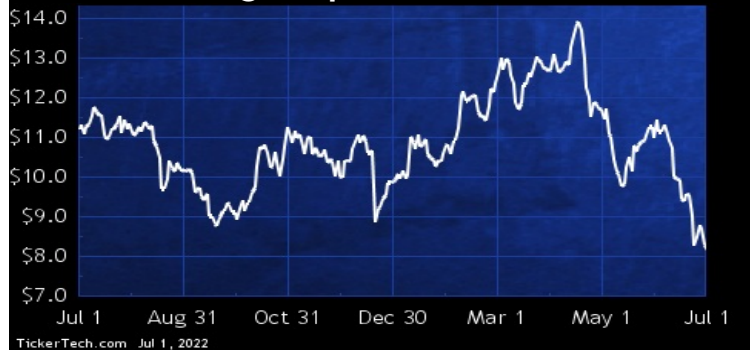
METALS & MINING

DividendRank	Symbol	Dividend	Recent Yield*
#1	LUN.CA	Q 0.36	4.41%
#2	GCM.CA	M 0.18	5.13%
#3	CG.CA	Q 0.28	3.21%
#4	STLC.CA	Q 1.20	3.73%
#5	LIF.CA	Q 3.60	12.70%
#6	AEM.CA	Q 1.60	2.72%
#7	WPM.CA	Q 0.60	1.29%
#8	DPM.CA	Q 0.16	2.50%
#9	BTO.CA	Q 0.16	3.67%
#10	RUS.CA	Q 1.52	5.84%
#11	PAAS.CA	Q 0.48	1.90%
#12	EDV.CA	S 0.28	1.05%
#13	K.CA	Q 0.15	3.30%
#14	FNV.CA	Q 1.65	0.98%
#15	TSL.CA	Q 0.12	2.93%

* (updated 7 hours, 13 minutes ago) Yield calculations vary and may not be reliable nor comparable. Not all publicly traded securities are ranked; data may be incorrect or out of date. Rankings are for informational purposes only and do not constitute investment advice. [Full disclaimer](#)

SPOTLIGHT ON: LUN.CA — 4.4% YIELD

Lundin Mining Corp



Lundin Mining is a Canadian base metals mining company. Co. operates in Brazil, Chile, Portugal, Sweden, and United States of America, primarily producing copper, zinc, gold and nickel.

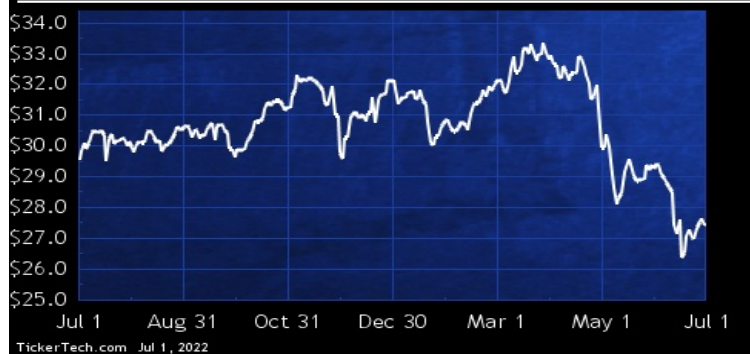
REAL ESTATE

DividendRank	Symbol	Dividend	Recent Yield*
#1	SRU.UN.CA	M 1.85	6.73%
#2	AP.UN.CA	M 1.75	5.27%
#3	AX.UN.CA	M 0.60	5.10%
#4	BEI.UN.CA	M 1.08	2.58%
#5	CAR.UN.CA	M 1.45	3.24%
#6	HR.UN.CA	M 0.55	4.41%
#7	SMU.UN.CA	M 0.58	3.39%
#8	REI.UN.CA	M 1.02	5.09%
#9	KMP.UN.CA	M 0.70	4.08%
#10	FCR.UN.CA	M 0.43	2.88%
#11	DIR.UN.CA	M 0.70	5.79%
#12	CRT.UN.CA	M 0.87	5.24%
#13	IIP.UN.CA	M 0.34	2.85%
#14	DRM.CA	Q 0.40	1.26%
#15	D.UN.CA	M 1.00	5.16%

* (updated 7 hours, 13 minutes ago) Yield calculations vary and may not be reliable nor comparable. Not all publicly traded securities are ranked; data may be incorrect or out of date. Rankings are for informational purposes only and do not constitute investment advice. [Full disclaimer](#)

SPOTLIGHT ON: SRU.UN.CA — 6.7% YIELD

SmartCentres Real Estate Investment Trust



SmartCentres Real Estate Investment Trust is an unincorporated open-ended mutual fund trust. The Trust develops, leases, constructs, owns and manages shopping centres, office buildings, high-rise and low-rise condominium and rental residences, seniors' housing, townhome units, and self-storage rental facilities in Canada, both directly and through its subsidiaries.

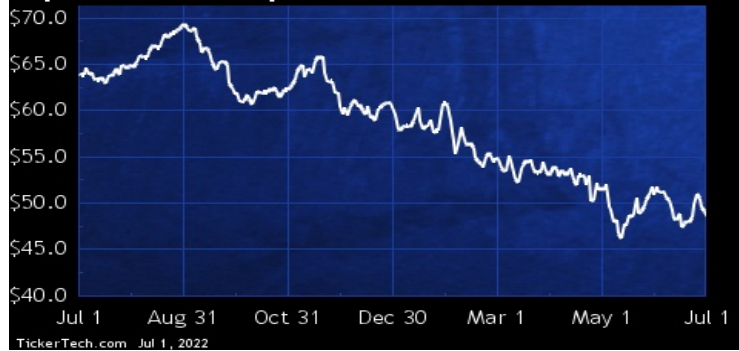
TECHNOLOGY

DividendRank	Symbol	Dividend	Recent Yield*
#1	OTEX.CA	Q 1.11	2.28%
#2	ONEX.CA	Q 0.40	0.62%
#3	ENGH.CA	Q 0.74	2.60%
#4	TCS.CA	Q 0.28	0.84%
#5	ABST.CA	Q 0.32	2.88%
#6	DND.CA	Q 0.07	0.34%
#7	SYZ.CA	Q 0.50	7.06%
#8	HMM.A.CA	S 0.06	1.64%
#9	HPS.A.CA	Q 0.40	2.58%
#10	CTO.CA	S 0.06	4.80%

* (updated 7 hours, 13 minutes ago) Yield calculations vary and may not be reliable nor comparable. Not all publicly traded securities are ranked; data may be incorrect or out of date. Rankings are for informational purposes only and do not constitute investment advice. [Full disclaimer](#)

SPOTLIGHT ON: OTEX.CA — 2.3% YIELD

Open Text Corp



Open Text is engaged in providing Information Management software solutions. Co.'s products are provided as software as a service, through off-cloud solutions, on the OpenText Cloud, on third-party public clouds or as a combination. Co.'s products and services include: Content Cloud, which connects content to the digital business to eliminate silos and provides secure and compliant remote access to both structured and unstructured data; Business Network Cloud, which provides a foundation for digital supply chains and secure e-commerce; and Security and Protection Cloud, which provides cybersecurity, data protection, digital forensic and endpoint security solutions.

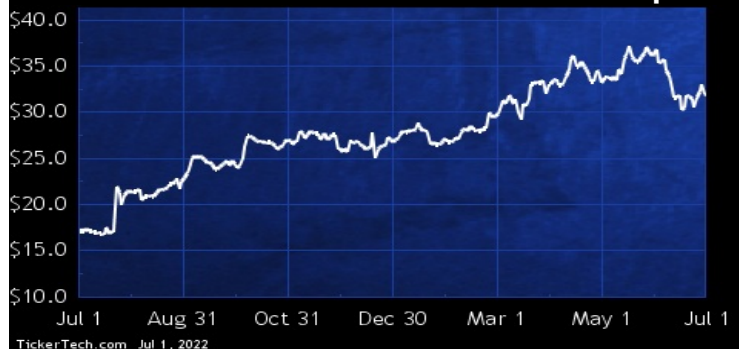
TRANSPORTATION

DividendRank	Symbol	Dividend	Recent Yield*
#1	WTE.CA	Q 1.20	3.76%
#2	EIF.CA	M 2.40	5.70%
#3	TFIL.CA	Q 1.08	1.05%
#4	MTL.CA	M 0.72	6.38%
#5	CNR.CA	Q 2.93	2.02%
#6	ALC.CA	Q 0.68	4.24%
#7	CJT.CA	Q 1.14	0.80%
#8	CP.CA	Q 0.76	0.85%
#9	LGT.B.CA	Q 0.43	1.04%
#10	AND.CA	Q 0.24	0.55%
#11	QTRH.CA	Q 0.05	2.69%

* (updated 7 hours, 13 minutes ago) Yield calculations vary and may not be reliable nor comparable. Not all publicly traded securities are ranked; data may be incorrect or out of date. Rankings are for informational purposes only and do not constitute investment advice. [Full disclaimer](#)

SPOTLIGHT ON: WTE.CA — 3.8% YIELD

Westshore Terminals Investment Corp



Westshore Terminals Investment owns all of the limited partnership units of Westshore Terminals Limited Partnership. Co. operates a coal storage and loading terminal at Roberts Bank, British Columbia.

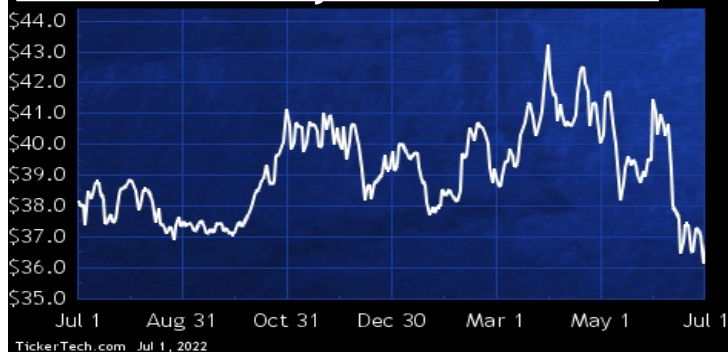
TRAVEL & ENTERTAINMENT

DividendRank	Symbol	Dividend	Recent Yield*
#1	AW.UN.CA	M 1.86	5.05%
#2	QSR.CA	Q 2.16	3.35%
#3	BPF.UN.CA	M 1.02	6.85%
#4	PZA.CA	M 0.81	6.67%
#5	KEG.UN.CA	M 1.14	7.37%
#6	SRV.UN.CA	M 1.08	8.26%
#7	MTY.CA	Q 0.84	1.64%
#8	GH.CA	M 0.36	4.31%
#9	PBL.CA	Q 0.16	0.79%

* (updated 7 hours, 13 minutes ago) Yield calculations vary and may not be reliable nor comparable. Not all publicly traded securities are ranked; data may be incorrect or out of date. Rankings are for informational purposes only and do not constitute investment advice. [Full disclaimer](#)

SPOTLIGHT ON: AW.UN.CA – 5.0% YIELD

A&W Revenue Royalties Income Fund



A&W Revenue Royalties Income Fund (the Fund) is a limited purpose trust established to invest in A&W Trade Marks Inc., which through its ownership interest in A&W Trade Marks Limited Partnership owns the A&W trade-marks used in the A&W quick service restaurant business in Canada. As of Dec 31 2010, Co.'s number of restaurants in the royalty pool was 700.

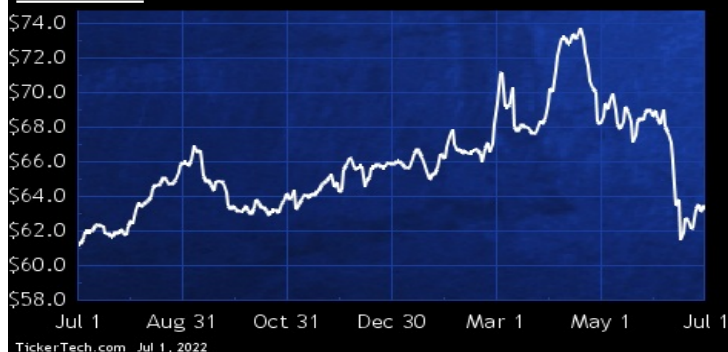
UTILITIES

DividendRank	Symbol	Dividend	Recent Yield*
#1	BCE.CA	Q 3.68	5.82%
#2	CPX.CA	Q 2.19	4.87%
#3	EMA.CA	Q 2.65	4.39%
#4	AQN.CA	Q 0.94	5.42%
#5	ALA.CA	M 3.18	11.71%
#6	CCA.CA	Q 2.82	3.24%
#7	CU.CA	Q 1.78	4.63%
#8	FTS.CA	Q 2.14	3.52%
#9	T.CA	Q 1.35	4.72%
#10	H.CA	Q 1.12	3.23%
#11	RNW.CA	M 0.94	5.71%
#12	TPZ.CA	Q 1.04	5.12%
#13	BEPC.CA	Q 1.62	3.53%
#14	NPL.CA	M 1.20	3.13%
#15	INE.CA	Q 0.72	4.16%

* (updated 7 hours, 13 minutes ago) Yield calculations vary and may not be reliable nor comparable. Not all publicly traded securities are ranked; data may be incorrect or out of date. Rankings are for informational purposes only and do not constitute investment advice. [Full disclaimer](#)

SPOTLIGHT ON: BCE.CA – 5.8% YIELD

BCE Inc



BCE is a telecommunications and media company providing wireless, wireline, Internet and television (TV) services to residential, business and wholesale customers. Co. reports in three segments: Bell Wireless, Bell Wireline and Bell Media. Bell Wireless provides wireless voice and data communications products. Bell Wireline provides data, including Internet access and Internet protocol television, local telephone, long distance, as well as other communications services and products. Bell Media provides conventional TV, other TV, pay TV, streaming services, digital media services, radio broadcasting services and out-of-home advertising services to customers nationally across Canada.



 **Canada Stock Channel**

"Educating U.S. Investors About Canadian Stocks"