

## June, 2013 – *DividendRank* Report

<http://www.canadastockchannel.com/>

History has shown that the bulk of the stock market's returns are delivered by dividends. Only consistently profitable companies can afford to keep paying dividends, so profitability is of critical importance. And investors shouldn't pay too expensive a price to buy a stock, even if the company itself is strong. So therefore, dividend investors should be most interested in researching the strongest most profitable companies, that also happen to be trading at an attractive valuation.

Each month, Canada Stock Channel screens through our coverage universe of dividend paying Canadian stocks, to look at a variety of data – dividend history & yield, book value, quarterly earnings – and compare it to the stock's trading data to come up with certain calculations about profitability and about the stock's valuation (whether we think it looks "cheap" or "expensive"). Our proprietary *DividendRank* formula ranks stocks within the following 18 sectors/categories, to identify the top most "interesting" ideas that merit further research.



Business Services & Equipment

Construction

Consumer Goods

Consumer Services

Energy

ETFs & CEFs

Financial

Healthcare

Industrial

Manufacturing

Materials

Media

Metals & Mining

Real Estate

Technology

Transportation

Travel & Entertainment

Utilities

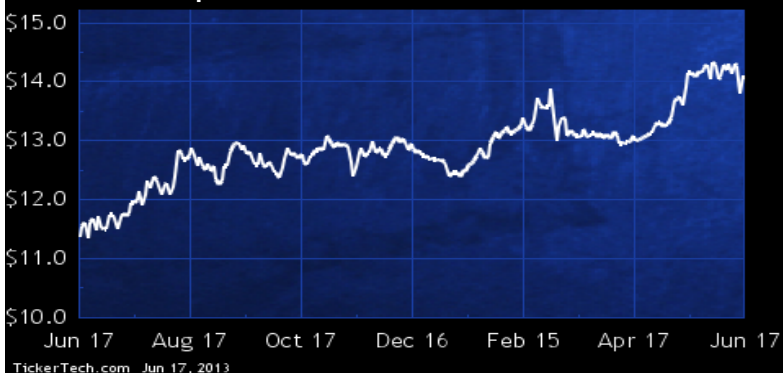
## Business Services & Equipment

DividendRank	Symbol	Dividend	Recent Yield*
#1	<a href="#">MSI.CA</a>	M 0.78	5.56%
#2	<a href="#">RBA.CA</a>	Q 0.49	2.32%
#3	<a href="#">KBL.CA</a>	M 1.15	3.40%
#4	<a href="#">AHF.CA</a>	Q 0.05	3.71%
#5	<a href="#">IBG.CA</a>	Q 0.55	30.22%
#6	<a href="#">CWL.CA</a>	Q 0.06	6.67%

\*(updated 10 hours, 26 minutes ago) Yield calculations vary and may not be reliable nor comparable. Not all publicly traded securities are ranked; data may be incorrect or out of date. Rankings are for informational purposes only and do not constitute investment advice. [Full disclaimer](#)

## Spotlight On: MSI.CA – 5.6% Yield

### Morneau Shepell Inc



Morneau Sobeco Income Fund is an unincorporated, open-ended, limited purpose trust. Co. is a Canadian-owned firm providing human resource consulting and outsourcing services, delivering solutions to assist employers in managing the financial security, health and productivity of their employees. Co. offers its services to organizations that are situated in Canada, in the United States and around the globe.

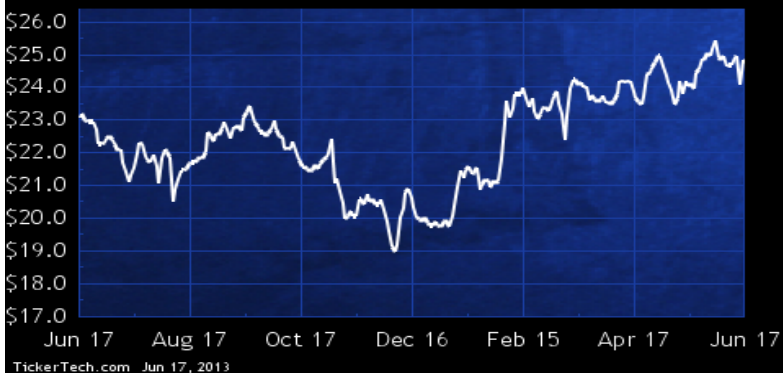
## Construction

DividendRank	Symbol	Dividend	Recent Yield*
#1	<a href="#">GNV.CA</a>	Q 1.50	6.06%
#2	<a href="#">BDT.CA</a>	M 0.76	6.29%
#3	<a href="#">SNC.CA</a>	Q 0.92	2.10%
#4	<a href="#">WEQ.CA</a>	M 0.60	7.63%
#5	<a href="#">TIH.CA</a>	Q 0.52	2.34%

\*(updated 10 hours, 26 minutes ago) Yield calculations vary and may not be reliable nor comparable. Not all publicly traded securities are ranked; data may be incorrect or out of date. Rankings are for informational purposes only and do not constitute investment advice. [Full disclaimer](#)

## Spotlight On: GNV.CA – 6.1% Yield

### Genivar Inc



Genivar is engaged in offering consulting services ranging from planning to execution, including conceptual and development studies, feasibility and economic studies, preliminary engineering and detailed design, plans and specifications, work supervision, environmental planning and projects and construction management. Co. operates in two geographic segment, Canada and International (Trinidad and Tobago and other countries). Through its subsidiaries, Co. operates in five industries: building, municipal infrastructure, industrial and energy, transportation and environment.

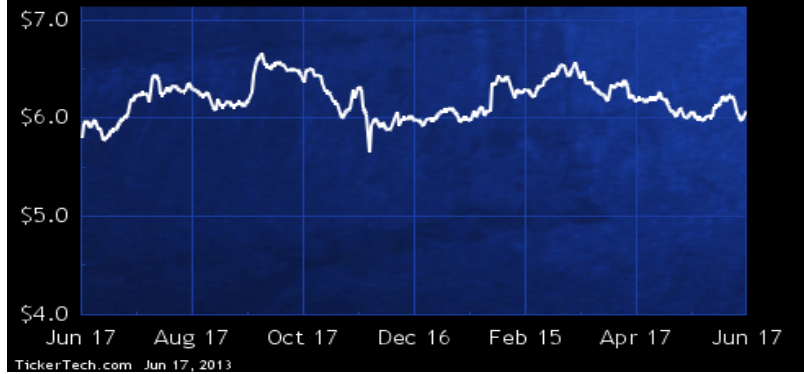
## Consumer Goods

DividendRank	Symbol	Dividend	Recent Yield*
#1	<a href="#">RSI.CA</a>	Q 0.36	5.94%
#2	<a href="#">CDL.A.CA</a>	Q 0.68	3.44%
#3	<a href="#">NWC.CA</a>	Q 1.12	4.82%
#4	<a href="#">IDG.CA</a>	Q 0.44	4.02%
#5	<a href="#">ACQ.CA</a>	Q 0.76	2.85%
#6	<a href="#">SC.CA</a>	Q 1.14	2.54%
#7	<a href="#">CVL.CA</a>	Q 0.77	4.05%
#8	<a href="#">PBH.CA</a>	Q 1.18	6.09%
#9	<a href="#">HLF.CA</a>	Q 0.72	2.38%
#10	<a href="#">GLN.CA</a>	Q 0.50	2.87%
#11	<a href="#">GBT.A.CA</a>	S 0.24	1.66%
#12	<a href="#">TPX.B.CA</a>	Q 1.32	2.60%
#13	<a href="#">CWA.CA</a>	M 0.30	10.14%
#14	<a href="#">EMP.A.CA</a>	Q 0.96	1.28%
#15	<a href="#">MRU.CA</a>	Q 1.00	1.46%

\*(updated 10 hours, 26 minutes ago) Yield calculations vary and may not be reliable nor comparable. Not all publicly traded securities are ranked; data may be incorrect or out of date. Rankings are for informational purposes only and do not constitute investment advice. [Full disclaimer](#)

## Spotlight On: RSI.CA — 5.9% Yield

### Rogers Sugar, Inc.



Rogers Sugar Income Fund is an open ended, limited purpose trust established under the laws of the Province of Ontario, created to hold all of the common shares and subordinated notes of Rogers Sugar Ltd., a refiner, processor, distributor and marketer of sugar products in Western Canada.

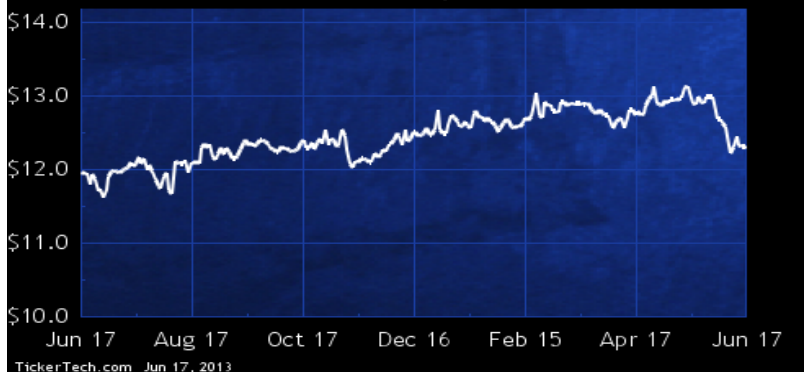
## Consumer Services

DividendRank	Symbol	Dividend	Recent Yield*
#1	<a href="#">LW.CA</a>	M 0.90	7.32%
#2	<a href="#">AF.CA</a>	Q 0.10	0.97%

\*(updated 10 hours, 26 minutes ago) Yield calculations vary and may not be reliable nor comparable. Not all publicly traded securities are ranked; data may be incorrect or out of date. Rankings are for informational purposes only and do not constitute investment advice. [Full disclaimer](#)

## Spotlight On: LW.CA — 7.3% Yield

### Leisureworld Senior Care Corp



Leisureworld Senior Care is a long-term care provider in the Province of Ontario and a participant in the Canadian seniors housing sector. Ancillary businesses of Co. include: Preferred Health Care Services - a provider of nursing and personal support services for both community based home healthcare and long-term care homes; Ontario Long Term Care - a provider of purchasing services, as well as dietary, social work, and other regulated health services to Leisureworld homes; and Tealwood Developments, a provider of laundry services to the Leisureworld homes.

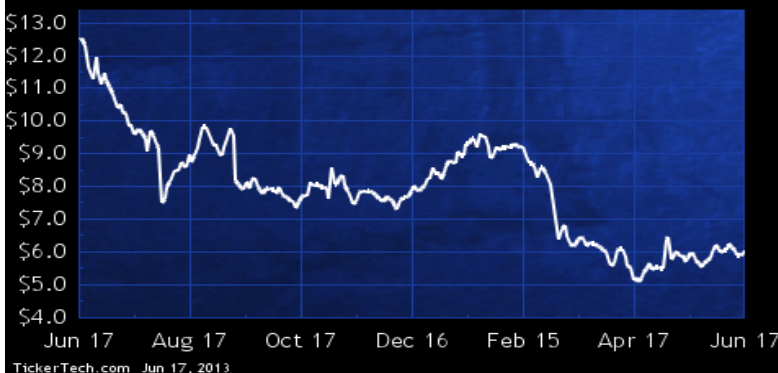
## Energy

DividendRank	Symbol	Dividend	Recent Yield*
#1	<a href="#">PMG.CA</a>	Q 0.50	8.24%
#2	<a href="#">LTS.CA</a>	M 0.96	11.60%
#3	<a href="#">TRP.CA</a>	Q 1.84	3.94%
#4	<a href="#">ENB.CA</a>	Q 1.26	2.83%
#5	<a href="#">PSI.CA</a>	Q 0.52	2.92%
#6	<a href="#">GEI.CA</a>	Q 1.10	4.29%
#7	<a href="#">CDI.CA</a>	Q 0.24	4.59%
#8	<a href="#">ECA.CA</a>	Q 0.80	4.50%
#9	<a href="#">RPL.CA</a>	M 0.23	20.54%
#10	<a href="#">MMT.CA</a>	Q 0.20	13.89%
#11	<a href="#">CVE.CA</a>	Q 0.97	3.28%
#12	<a href="#">COS.CA</a>	Q 1.40	7.10%
#13	<a href="#">ESN.CA</a>	Q 0.10	3.71%
#14	<a href="#">HWO.CA</a>	M 0.15	7.11%
#15	<a href="#">ENF.CA</a>	M 1.33	5.44%

\* (updated 10 hours, 26 minutes ago) Yield calculations vary and may not be reliable nor comparable. Not all publicly traded securities are ranked; data may be incorrect or out of date. Rankings are for informational purposes only and do not constitute investment advice. [Full disclaimer](#)

## Spotlight On: PMG.CA – 8.2% Yield

### Petrominerales Ltd



Petrominerales is an international oil and gas company involved in the exploration, development and production of crude oil in Colombia, Peru and Brazil.

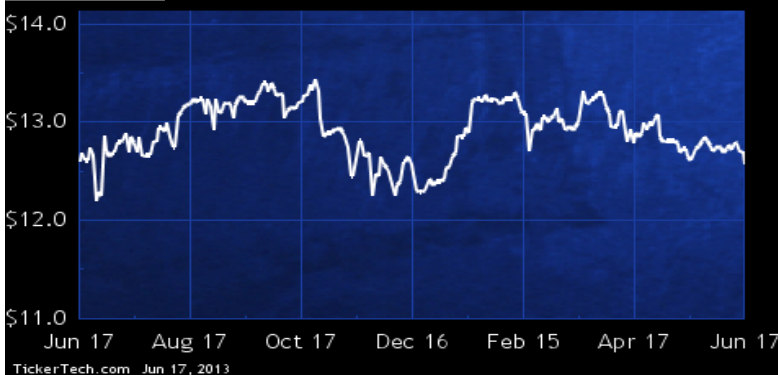
## ETFs & CEFs

DividendRank	Symbol	Dividend	Recent Yield*
#1	<a href="#">SIN.UN.CA</a>	M 0.98	7.79%
#2	<a href="#">NIF.UN.CA</a>	M 0.50	9.77%
#3	<a href="#">MHY.UN.CA</a>	M 0.60	6.56%
#4	<a href="#">IDX.UN.CA</a>	M 0.84	6.80%
#5	<a href="#">MMP.UN.CA</a>	M 0.84	26.42%
#6	<a href="#">YP.UN.CA</a>	M 0.60	8.22%
#7	<a href="#">OCV.UN.CA</a>	M 0.84	9.82%
#8	<a href="#">MID.UN.CA</a>	M 0.72	7.31%
#9	<a href="#">OCS.UN.CA</a>	Q 0.70	7.86%
#10	<a href="#">CTF.UN.CA</a>	M 0.36	9.28%
#11	<a href="#">DPF.UN.CA</a>	Q 0.52	14.65%
#12	<a href="#">AEU.UN.CA</a>	M 0.60	8.24%
#13	<a href="#">FFI.UN.CA</a>	M 0.96	7.73%
#14	<a href="#">VIP.UN.CA</a>	M 0.54	5.76%
#15	<a href="#">SCI.UN.CA</a>	M 0.52	7.59%

\* (updated 10 hours, 26 minutes ago) Yield calculations vary and may not be reliable nor comparable. Not all publicly traded securities are ranked; data may be incorrect or out of date. Rankings are for informational purposes only and do not constitute investment advice. [Full disclaimer](#)

## Spotlight On: SIN.UN.CA – 7.8% Yield

### SCITI Trust



SCITI Trust is an investment trust. The Trust invests in a portfolio made up of equity securities of income funds, corporations and limited partnerships and receives regular cash distributions of income in the form of dividends, other income and capital gains. The Scotia Capital High Yielding Index (the Scotia HYE Index) was designed to track on an equal weight basis, the 50 highest yielding equity securities listed on the Toronto Stock Exchange. As of Dec 31 2010, the Trust's total assets amounted to C\$248,451,511 and its total investment portfolio of C\$244,517,259.

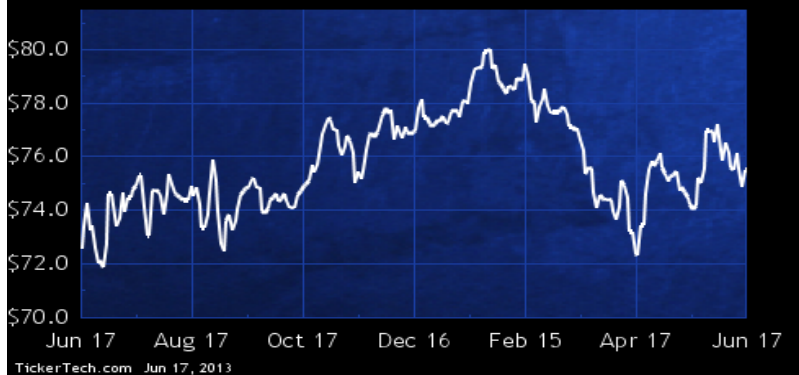
## Financial

DividendRank	Symbol	Dividend	Recent Yield*
#1	<a href="#">NA.CA</a>	Q 3.48	4.61%
#2	<a href="#">CM.CA</a>	Q 3.84	4.98%
#3	<a href="#">TD.CA</a>	Q 3.24	3.99%
#4	<a href="#">RY.CA</a>	Q 2.52	4.21%
#5	<a href="#">BNS.CA</a>	Q 2.40	4.23%
#6	<a href="#">LB.CA</a>	Q 2.00	4.54%
#7	<a href="#">UNC.CA</a>	Q 2.52	4.29%
#8	<a href="#">AGF.B.CA</a>	Q 1.08	9.17%
#9	<a href="#">EGL.UN.CA</a>	M 1.05	13.64%
#10	<a href="#">BMO.CA</a>	Q 2.96	4.93%
#11	<a href="#">PME.CA</a>	M 1.08	24.78%
#12	<a href="#">X.CA</a>	Q 1.60	3.44%
#13	<a href="#">IFC.CA</a>	Q 1.76	2.91%
#14	<a href="#">CWB.CA</a>	Q 0.72	2.54%
#15	<a href="#">CIC.CA</a>	Q 0.70	7.42%

\*(updated 10 hours, 26 minutes ago) Yield calculations vary and may not be reliable nor comparable. Not all publicly traded securities are ranked; data may be incorrect or out of date. Rankings are for informational purposes only and do not constitute investment advice. [Full disclaimer](#)

## Spotlight On: NA.CA — 4.6% Yield

### National Bank of Canada



National Bank Financial Group is engaged in providing integrated financial services to retail, commercial, corporate and institutional clients. Co. offers a range of services: banking and investment solutions, securities brokerage, insurance, wealth management, corporate and investment banking, and mutual fund and pension fund management. Co. operates in three business segments, Personal and Commercial, Wealth Management and Financial Markets. As of Oct 31 2010, Co. had total assets of C\$145.3 billion.

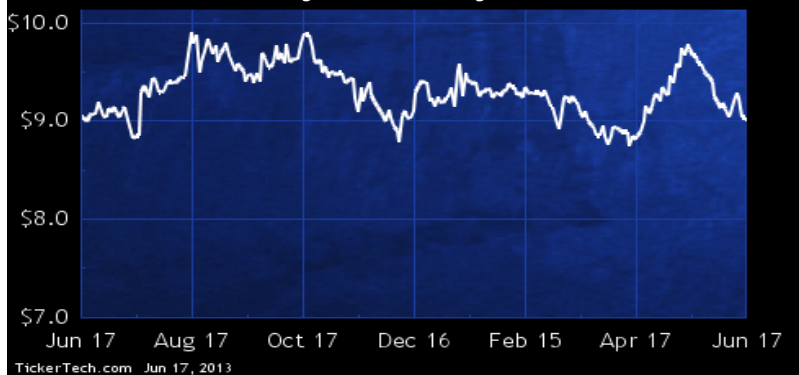
## Healthcare

DividendRank	Symbol	Dividend	Recent Yield*
#1	<a href="#">ACC.CA</a>	Q 0.42	4.67%
#2	<a href="#">BCI.CA</a>	Q 0.60	6.40%
#3	<a href="#">OMG.CA</a>	Q 0.08	3.37%

\*(updated 10 hours, 26 minutes ago) Yield calculations vary and may not be reliable nor comparable. Not all publicly traded securities are ranked; data may be incorrect or out of date. Rankings are for informational purposes only and do not constitute investment advice. [Full disclaimer](#)

## Spotlight On: ACC.CA — 4.7% Yield

### Amica Mature Lifestyles Inc./ Style de Vie Amica Inc.



Amica Mature Lifestyles is engaged in the design, development, marketing, management and ownership of luxury housing and services for mature lifestyles. Co.'s operations are comprised of two operating segments: management operations; and ownership and corporate operations. Under its management operations segment, Co. generally supervises all aspects of operations of the seniors rental residences on behalf of the owners. Under its ownership and corporate operations segment, Co. reports the operating results of the seniors residences in which it has a 50% to 100% interest, and the equity results of the seniors residences in which it owns greater than a 20% and under a 50% interest.

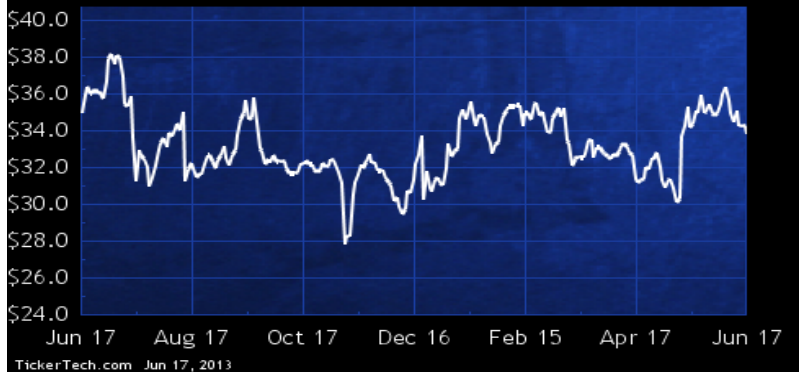
## Industrial

DividendRank	Symbol	Dividend	Recent Yield*
#1	<a href="#">AFN.CA</a>	M 2.40	7.09%
#2	<a href="#">FTT.CA</a>	Q 0.61	2.78%
#3	<a href="#">XTC.CA</a>	Q 0.18	3.06%
#4	<a href="#">MX.CA</a>	Q 0.80	1.81%
#5	<a href="#">CWX.CA</a>	Q 0.28	11.30%
#6	<a href="#">RCH.CA</a>	Q 0.52	1.33%
#7	<a href="#">VLN.CA</a>	Q 0.32	2.75%
#8	<a href="#">SIS.CA</a>	A 0.02	1.05%

\* (updated 10 hours, 26 minutes ago) Yield calculations vary and may not be reliable nor comparable. Not all publicly traded securities are ranked; data may be incorrect or out of date. Rankings are for informational purposes only and do not constitute investment advice. [Full disclaimer](#)

## Spotlight On: AFN.CA — 7.1% Yield

### AG Growth International Inc.



AG Growth International is a manufacturer of portable and stationary grain handling, storage and conditioning equipment. Co.'s divisions include: Batco Manufacturing, which manufactures portable belt conveyors; Union Iron, which manufactures material-handling and storage equipment; Edwards Group, which manufactures natural air grain drying equipment; Wheathart Manufacturing, which manufactures portable grain augers, grain-handling accessories and fencing equipment; Hi Roller, which manufactures dust-tight and self-reloading conveyors; Twister, which manufactures corrugated steel bins; and Applegate Livestock Equipment Inc., which manufactures cattle-handling and containment equipment.

## Manufacturing

DividendRank	Symbol	Dividend	Recent Yield*
#1	<a href="#">MG.CA</a>	Q 1.28	1.80%
#2	<a href="#">AM.CA</a>	Q 0.24	14.46%
#3	<a href="#">DD.CA</a>	Q 0.08	3.48%
#4	<a href="#">GIL.CA</a>	Q 0.36	0.88%

\* (updated 10 hours, 26 minutes ago) Yield calculations vary and may not be reliable nor comparable. Not all publicly traded securities are ranked; data may be incorrect or out of date. Rankings are for informational purposes only and do not constitute investment advice. [Full disclaimer](#)

## Spotlight On: MG.CA — 1.8% Yield

### Magna International Inc.



Magna International is engaged in the design, development and manufacture of automotive systems, assemblies, modules and components, and engineer and assemble complete vehicles, primarily for sale to original equipment manufacturers of cars and light trucks in North America, Europe, Asia, South America and Africa. Co.'s capabilities include the design and manufacture of automotive interior systems; seating systems; closure systems; body and chassis systems; vision systems; electronic systems; exterior systems; powertrain systems; roof systems; hybrid and electric vehicles/systems, as well as vehicle engineering and contract manufacturing services.

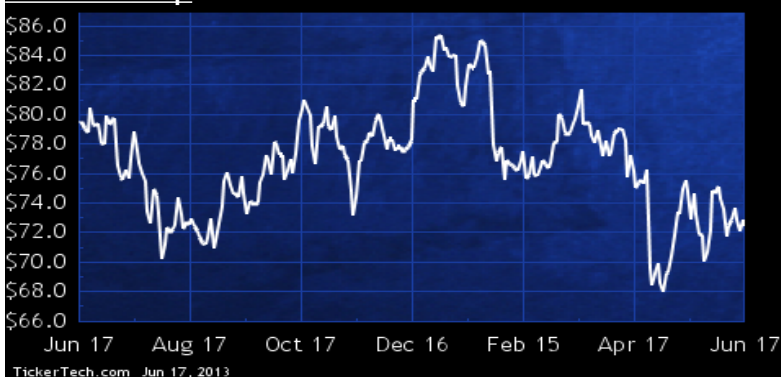
## Materials

DividendRank	Symbol	Dividend	Recent Yield*
#1	<a href="#">UFS.CA</a>	Q 2.20	3.04%
#2	<a href="#">POT.CA</a>	Q 1.40	3.41%
#3	<a href="#">ADN.CA</a>	Q 0.82	5.68%
#4	<a href="#">HWD.CA</a>	Q 0.14	1.94%
#5	<a href="#">SXP.CA</a>	Q 0.12	9.53%
#6	<a href="#">WFT.CA</a>	Q 0.56	0.69%
#7	<a href="#">SJ.CA</a>	Q 0.80	0.87%

\*(updated 10 hours, 26 minutes ago) Yield calculations vary and may not be reliable nor comparable. Not all publicly traded securities are ranked; data may be incorrect or out of date. Rankings are for informational purposes only and do not constitute investment advice. [Full disclaimer](#)

## Spotlight On: UFS.CA — 3.0% Yield

### Domtar Corp



Domtar designs, manufactures, markets and distributes a range of fiber-based products. Co. is a manufacturer and marketer of uncoated freesheet paper in North America for a range of customers, including merchants and retail outlets. Co. operates in three reportable segments: Pulp and Paper, which comprises the manufacturing, sale and distribution of communication, specialty and packaging papers, as well as softwood, fluff and hardwood market pulp; Distribution, which involves the purchasing, warehousing, sale and distribution of its paper products and those of other manufacturers; and Personal Care, which consists of the manufacturing, sale and distribution of adult incontinence products.

## Media

DividendRank	Symbol	Dividend	Recent Yield*
#1	<a href="#">TCL.A.CA</a>	Q 0.58	4.90%
#2	<a href="#">CJR.B.CA</a>	M 1.02	4.29%
#3	<a href="#">TRI.CA</a>	Q 1.30	3.86%
#4	<a href="#">CCA.CA</a>	Q 1.04	2.41%
#5	<a href="#">CGO.CA</a>	Q 0.76	1.97%
#6	<a href="#">ACM.A.CA</a>	S 1.00	2.07%
#7	<a href="#">MHR.CA</a>	Q 1.26	3.19%

\*(updated 10 hours, 26 minutes ago) Yield calculations vary and may not be reliable nor comparable. Not all publicly traded securities are ranked; data may be incorrect or out of date. Rankings are for informational purposes only and do not constitute investment advice. [Full disclaimer](#)

## Spotlight On: TCL.A.CA — 4.9% Yield

### Transcontinental Inc



Transcontinental provides printing, publishing and marketing services. The Printing Sector include activities such as printing of marketing products, newspapers, flyers, books, catalogues and magazines. The Media Sector publishes consumer magazines, French-language educational resources, and community newspaper, and has a digital platform that delivers content through more than 120 websites. The Marketing Communications Sector provides advertising services and marketing products using communications platforms supported by database analytics, premedia, e-flyers, email marketing and custom communications.

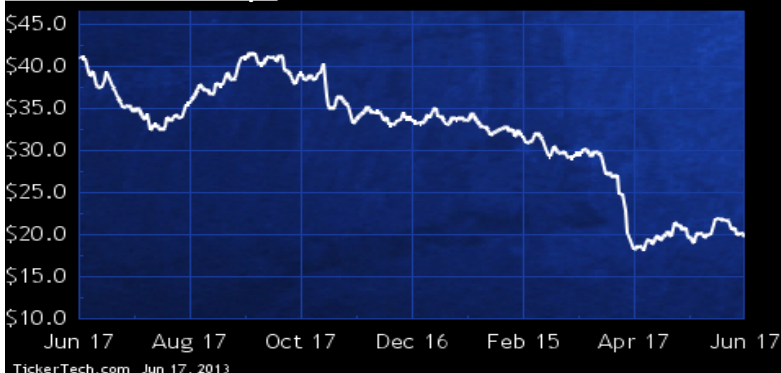
## Metals & Mining

DividendRank	Symbol	Dividend	Recent Yield*
#1	<a href="#">ABX.CA</a>	Q 0.80	4.03%
#2	<a href="#">WLT.CA</a>	Q 0.50	4.04%
#3	<a href="#">S.CA</a>	Q 0.17	4.03%
#4	<a href="#">AEM.CA</a>	Q 0.88	2.88%
#5	<a href="#">WFI.CA</a>	Q 1.00	4.91%
#6	<a href="#">SVM.CA</a>	Q 0.10	3.41%
#7	<a href="#">CCL.B.CA</a>	Q 0.86	1.37%
#8	<a href="#">VIC.CA</a>	Q 0.60	5.16%
#9	<a href="#">MDI.CA</a>	S 0.20	2.85%
#10	<a href="#">CCO.CA</a>	Q 0.40	1.89%
#11	<a href="#">AGI.CA</a>	S 0.20	1.46%
#12	<a href="#">ARG.CA</a>	S 0.04	8.00%
#13	<a href="#">DRX.CA</a>	S 0.02	1.35%

\*(updated 10 hours, 26 minutes ago) Yield calculations vary and may not be reliable nor comparable. Not all publicly traded securities are ranked; data may be incorrect or out of date. Rankings are for informational purposes only and do not constitute investment advice. [Full disclaimer](#)

## Spotlight On: ABX.CA — 4.0% Yield

### Barrick Gold Corp.



Barrick Gold is engaged in the production and sale of gold, as well as related activities such as exploration and mine development. Co. also produces copper and hold interests in oil and gas properties located in Canada. Co.'s mining operations are concentrated in three regional business units: North America, South America and Australia Pacific. Co. also hold a 73.9% equity interest in African Barrick Gold plc that owns gold mines and exploration properties in Africa. Co.'s copper business unit contains producing copper mines located in Chile and Zambia; and a mine under construction located in Saudi Arabia.

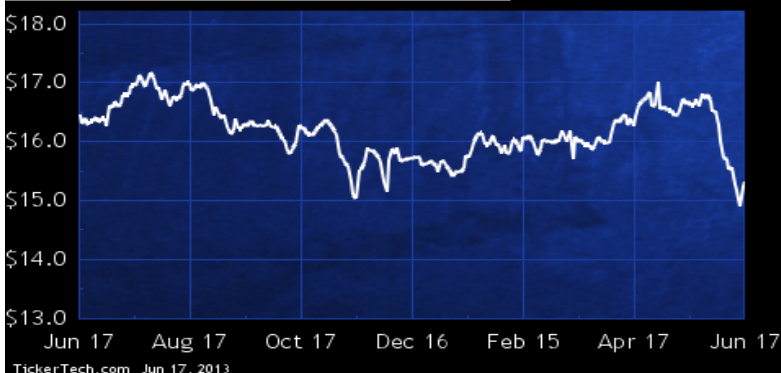
## Real Estate

DividendRank	Symbol	Dividend	Recent Yield*
#1	<a href="#">AX.UN.CA</a>	M 1.08	7.05%
#2	<a href="#">PAR.UN.CA</a>	M 0.64	9.08%
#3	<a href="#">DI.UN.CA</a>	M 0.80	7.86%
#4	<a href="#">RMM.UN.CA</a>	M 0.45	8.64%
#5	<a href="#">NWH.UN.CA</a>	M 0.80	7.06%
#6	<a href="#">NPR.UN.CA</a>	M 1.53	5.52%
#7	<a href="#">REF.UN.CA</a>	M 1.65	3.86%
#8	<a href="#">AIF.CA</a>	Q 0.60	7.32%
#9	<a href="#">PLZ.CA</a>	Q 0.23	5.19%
#10	<a href="#">MPC.C.CA</a>	S 0.10	4.36%
#11	<a href="#">HNT.CA</a>	M 0.24	1.93%
#12	<a href="#">IIP.UN.CA</a>	M 0.20	3.40%
#13	<a href="#">CSB.UN.CA</a>	Q 1.50	5.48%
#14	<a href="#">GDS.CA</a>	Q 0.10	3.34%
#15	<a href="#">BEK.B.CA</a>	S 0.80	5.37%

\*(updated 10 hours, 26 minutes ago) Yield calculations vary and may not be reliable nor comparable. Not all publicly traded securities are ranked; data may be incorrect or out of date. Rankings are for informational purposes only and do not constitute investment advice. [Full disclaimer](#)

## Spotlight On: AX.UN.CA — 7.0% Yield

### Artis Real Estate Investment Trust



Artis Real Estate Investment Trust is an open-end real estate investment trust. The purpose of Co. is directly, or indirectly, own, manage, lease and (where appropriate) develop retail, industrial and office properties in Canada and the United States. Co.'s investment objective is to acquire and maintain a growing portfolio of properties with stable cash distributions. Co.'s primary objective is to maximize total returns to its unitholders. Returns include a stable, reliable and tax efficient monthly cash distribution as well as long-term appreciation in the value of Co.'s units.

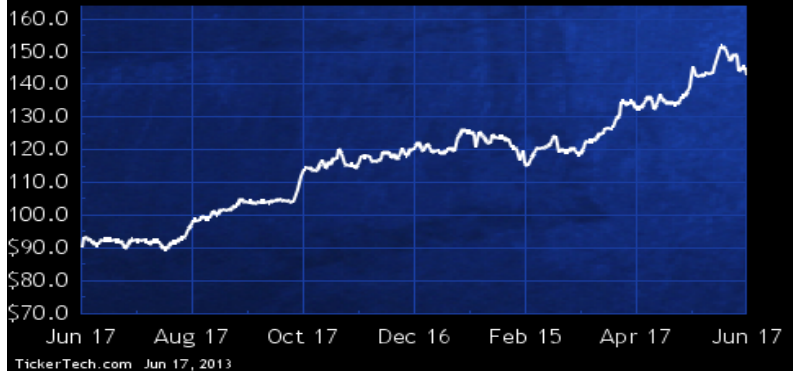
## Technology

DividendRank	Symbol	Dividend	Recent Yield*
#1	<a href="#">CSU.CA</a>	Q 4.00	2.80%
#2	<a href="#">ET.CA</a>	Q 0.64	4.26%
#3	<a href="#">WIN.CA</a>	Q 0.16	3.79%
#4	<a href="#">MDF.CA</a>	Q 0.40	1.98%
#5	<a href="#">ESL.CA</a>	Q 0.32	1.41%
#6	<a href="#">HMM.A.CA</a>	Q 0.08	6.96%
#7	<a href="#">TCS.CA</a>	S 0.07	1.70%

\* (updated 10 hours, 26 minutes ago) Yield calculations vary and may not be reliable nor comparable. Not all publicly traded securities are ranked; data may be incorrect or out of date. Rankings are for informational purposes only and do not constitute investment advice. [Full disclaimer](#)

## Spotlight On: CSU.CA – 2.8% Yield

### Constellation Software Inc



Constellation Software is engaged in the provision of enterprise software solutions serving a variety of vertical markets. Co. is organized around two reportable segments, (i) the public sector segment, which primarily includes businesses focused on government and government-related customers and (ii) the private sector segment, which primarily includes businesses focused on commercial customers.

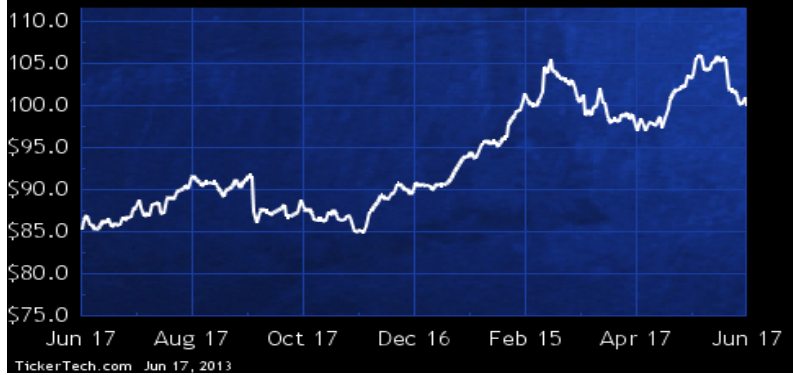
## Transportation

DividendRank	Symbol	Dividend	Recent Yield*
#1	<a href="#">CNR.CA</a>	Q 1.72	1.73%
#2	<a href="#">STB.CA</a>	M 0.56	8.72%
#3	<a href="#">CP.CA</a>	Q 1.40	1.12%
#4	<a href="#">TFI.CA</a>	Q 0.52	2.64%
#5	<a href="#">TMA.CA</a>	Q 0.28	4.87%
#6	<a href="#">CKI.CA</a>	S 0.16	3.48%
#7	<a href="#">CJT.CA</a>	Q 0.60	5.27%
#8	<a href="#">CSS.CA</a>	Q 0.50	4.56%

\* (updated 10 hours, 26 minutes ago) Yield calculations vary and may not be reliable nor comparable. Not all publicly traded securities are ranked; data may be incorrect or out of date. Rankings are for informational purposes only and do not constitute investment advice. [Full disclaimer](#)

## Spotlight On: CNR.CA – 1.7% Yield

### Canadian National Railway Co.



Canadian National Railway is engaged in the rail and related transportation business. Co.'s network of approx. 21,100 route miles spans Canada and mid-America, from the Atlantic and Pacific oceans to the Gulf of Mexico, serving the ports of Vancouver, Prince Rupert, British Columbia, Montreal, Halifax, New Orleans, and Mobile, AL and the areas of Toronto, Buffalo, Chicago, Detroit, Duluth, Minnesota/Superior and Green Bay, WI, Minneapolis/St. Paul, Memphis and Jackson, MS, in North America. Co.'s extensive network, and its co-production agreements, routing protocols, marketing alliances and interline agreements, provide Co. customers access to all three North American Free Trade nations.

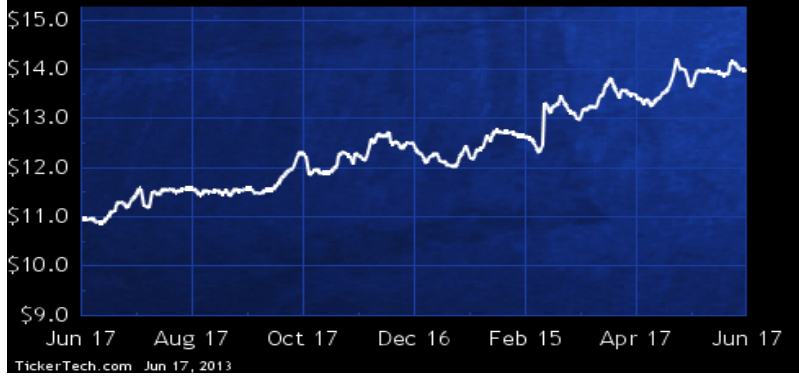
## Travel & Entertainment

DividendRank	Symbol	Dividend	Recent Yield*
#1	<a href="#">WB.CA</a>	Q 0.97	6.99%
#2	<a href="#">PZA.CA</a>	M 0.78	6.48%
#3	<a href="#">SRV.UN.CA</a>	M 1.14	8.80%
#4	<a href="#">BPF.UN.CA</a>	M 1.22	5.37%
#5	<a href="#">AW.UN.CA</a>	M 1.40	6.56%
#6	<a href="#">GH.CA</a>	M 0.88	6.72%
#7	<a href="#">THI.CA</a>	Q 1.04	1.95%

\*(updated 10 hours, 26 minutes ago) Yield calculations vary and may not be reliable nor comparable. Not all publicly traded securities are ranked; data may be incorrect or out of date. Rankings are for informational purposes only and do not constitute investment advice. [Full disclaimer](#)

## Spotlight On: WB.CA — 7.0% Yield

### Whistler Blackcomb Holdings Inc.



Whistler Blackcomb is engaged in the operation of a four season mountain resort in Whistler, British Columbia.

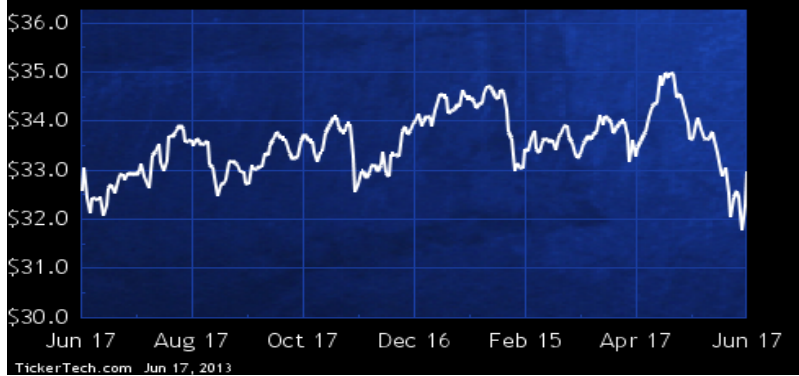
## Utilities

DividendRank	Symbol	Dividend	Recent Yield*
#1	<a href="#">FTS.CA</a>	Q 1.24	3.76%
#2	<a href="#">CPX.CA</a>	Q 1.26	5.86%
#3	<a href="#">EMA.CA</a>	Q 1.40	4.09%
#4	<a href="#">CSE.CA</a>	Q 0.30	7.64%
#5	<a href="#">VNR.CA</a>	Q 1.00	6.14%
#6	<a href="#">CU.CA</a>	Q 1.94	2.58%
#7	<a href="#">AQN.CA</a>	Q 0.34	4.52%
#8	<a href="#">ACO.X.CA</a>	Q 1.50	1.67%
#9	<a href="#">BIN.CA</a>	Q 0.56	2.52%

\*(updated 10 hours, 26 minutes ago) Yield calculations vary and may not be reliable nor comparable. Not all publicly traded securities are ranked; data may be incorrect or out of date. Rankings are for informational purposes only and do not constitute investment advice. [Full disclaimer](#)

## Spotlight On: FTS.CA — 3.8% Yield

### Fortis Inc.



Fortis is a distribution utility holding company. Co. segments its utility operations by franchise area and, depending on regulatory requirements, by the nature of the assets. Co. also holds investments in non-regulated generation assets, and commercial office and retail space and hotels, which are treated as two separate segments. Co.'s regulated utilities include: Regulated Gas Utilities - Canadian; Regulated Electric Utilities - Canadian; and Regulated Electric Utilities - Caribbean. Non-Regulated - Fortis Generation consists of Belize, Ontario, Central Newfoundland, British Columbia and Upper New York State.



 **Canada Stock Channel**