

June, 2021 – *DividendRank* Report

<http://www.canadastockchannel.com/>

History has shown that the bulk of the stock market's returns are delivered by dividends. Only consistently profitable companies can afford to keep paying dividends, so profitability is of critical importance. And investors shouldn't pay too expensive a price to buy a stock, even if the company itself is strong. So therefore, dividend investors should be most interested in researching the strongest most profitable companies, that also happen to be trading at an attractive valuation.

Each month, Canada Stock Channel screens through our coverage universe of dividend paying Canadian stocks, to look at a variety of data – dividend history & yield, book value, quarterly earnings – and compare it to the stock's trading data to come up with certain calculations about profitability and about the stock's valuation (whether we think it looks "cheap" or "expensive"). Our proprietary *DividendRank* formula ranks stocks within the following 18 sectors/categories, to identify the top most "interesting" ideas that merit further research.

Business Services & Equipment

Construction

Consumer Goods

Consumer Services

Energy

ETFs & CEFs

Financial

Healthcare

Industrial

Manufacturing

Materials

Media

Metals & Mining

Real Estate

Technology

Transportation

Travel & Entertainment

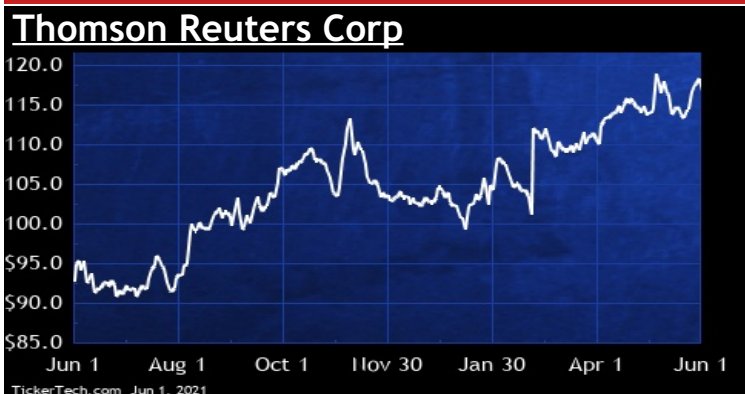
Utilities

BUSINESS SERVICES & EQUIPMENT

DividendRank	Symbol	Dividend	Recent Yield*
#1	TRI.CA	Q 1.95	1.67%
#2	RBA.CA	Q 0.88	1.23%
#3	STN.CA	Q 0.66	1.23%
#4	LWRK.CA	M 0.78	2.33%
#5	DXT.CA	Q 0.30	4.69%
#6	WJX.CA	Q 1.00	4.38%
#7	KBL.CA	M 1.20	2.79%
#8	BYD.CA	Q 0.56	0.27%
#9	CGY.CA	Q 1.12	1.96%

* (updated 7 hours, 16 minutes ago) Yield calculations vary and may not be reliable nor comparable. Not all publicly traded securities are ranked; data may be incorrect or out of date. Rankings are for informational purposes only and do not constitute investment advice. [Full disclaimer](#)

SPOTLIGHT ON: TRI.CA – 1.7% YIELD



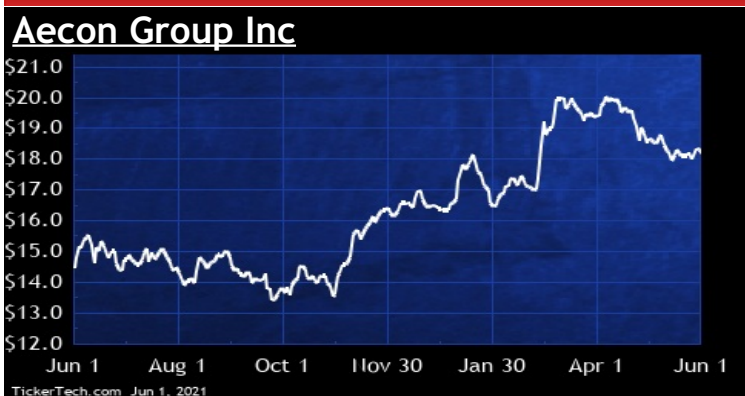
Thomson Reuters provides source of news and information. Co. operates three business: Financial & Risk, a provider of news, information and analytics, enabling transactions and connecting communities of trading, investment, financial and corporate professionals, as well as a provider of regulatory and operational risk management solutions; Legal, a provider of online and print information, decision tools, software and services that support legal, investigation, business and government professionals; and Tax & Accounting, a provider of integrated tax compliance and accounting information, software and services for professionals in accounting firms, corporations, law firms and government.

CONSTRUCTION

DividendRank	Symbol	Dividend	Recent Yield*
#1	ARE.CA	Q 0.70	3.84%
#2	TIH.CA	Q 1.40	1.30%
#3	NFI.CA	Q 0.85	3.27%
#4	WSP.CA	Q 1.50	1.11%
#5	BDGI.CA	M 0.63	1.63%
#6	BDT.CA	M 0.39	4.08%
#7	SNC.CA	Q 0.08	0.24%

* (updated 7 hours, 16 minutes ago) Yield calculations vary and may not be reliable nor comparable. Not all publicly traded securities are ranked; data may be incorrect or out of date. Rankings are for informational purposes only and do not constitute investment advice. [Full disclaimer](#)

SPOTLIGHT ON: ARE.CA – 3.8% YIELD



Aecon Group is a construction and infrastructure development company. Co. has two segments: Construction, which includes various aspects of the construction of both public and private infrastructure, mainly in Canada, and on a selected basis, internationally and focuses on civil infrastructure, urban transportation systems, nuclear power infrastructure, utility infrastructure, and industrial infrastructure; and Concessions, which includes the development, financing, build and operation of construction projects by way of public-private partnership contract structures, as well as integrating the services of various project participants and harnessing the strengths and capabilities of Co.

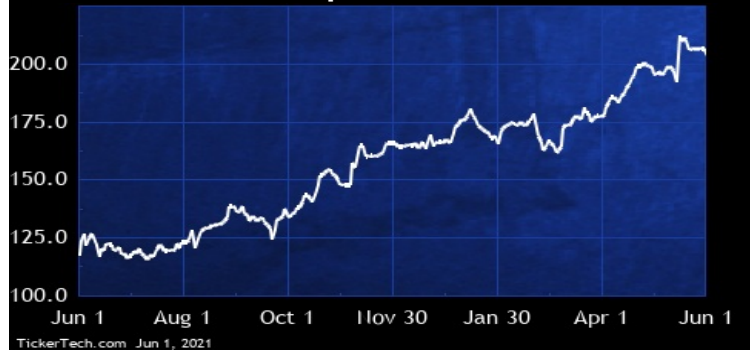
CONSUMER GOODS

DividendRank	Symbol	Dividend	Recent Yield*
#1	CTC.A.CA	Q 4.70	2.30%
#2	LNF.CA	Q 0.64	2.83%
#3	NWC.CA	Q 1.44	4.02%
#4	PBH.CA	Q 2.54	2.08%
#5	WN.CA	Q 2.20	1.87%
#6	L.CA	Q 1.34	1.82%
#7	MRU.CA	Q 1.00	1.73%
#8	MFL.CA	Q 0.72	2.71%
#9	SAP.CA	Q 0.70	1.70%
#10	CTC.CA	Q 4.70	1.89%
#11	GDL.CA	A 0.30	2.92%
#12	JWEL.CA	Q 0.50	1.34%
#13	ZZZ.CA	Q 0.78	2.65%
#14	RSI.CA	Q 0.36	6.36%
#15	PRMW.CA	Q 0.24	1.16%

* (updated 7 hours, 16 minutes ago) Yield calculations vary and may not be reliable nor comparable. Not all publicly traded securities are ranked; data may be incorrect or out of date. Rankings are for informational purposes only and do not constitute investment advice. [Full disclaimer](#)

SPOTLIGHT ON: CTC.A.CA – 2.3% YIELD

Canadian Tire Corp Ltd



Canadian Tire is engaged in offering a range of retail goods and services, including general merchandise, apparel, sporting goods, petroleum, financial services including a bank, and real estate operations. Co. operates through three segments: Retail, Financial Services, and CT REIT.

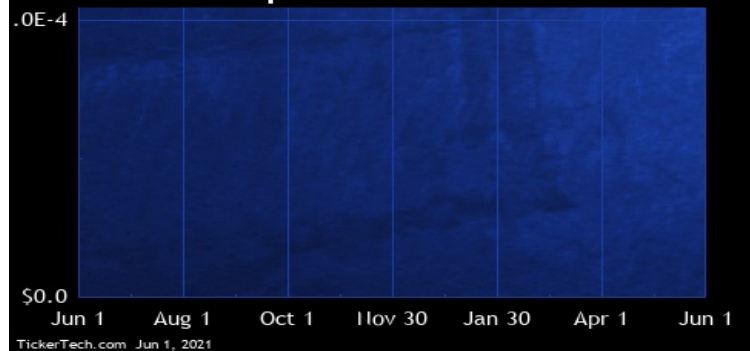
CONSUMER SERVICES

DividendRank	Symbol	Dividend	Recent Yield*
#1	PLC.CA	M 0.46	1.41%

* (updated 7 hours, 16 minutes ago) Yield calculations vary and may not be reliable nor comparable. Not all publicly traded securities are ranked; data may be incorrect or out of date. Rankings are for informational purposes only and do not constitute investment advice. [Full disclaimer](#)

SPOTLIGHT ON: PLC.CA – 1.4% YIELD

Park Lawn Corp



Park Lawn is an unincorporated open-ended limited purpose trust company. Co., through its subsidiaries, Park Lawn Limited Partnership and Park Lawn Management Services Inc., owns and operates six cemeteries in the Greater Toronto Area. These cemeteries are: Park Lawn Cemetery, Riverside Cemetery & Crematorium, Sanctuary Park Cemetery, Westminster Cemetery, Crematorium & Mausoleum, Forest Lawn Crematorium & Mausoleum, and Hillcrest Cemetery. The cemeteries and crematoria offer products and services associated with cremation, burial rights and services. Co., through its subsidiary, Bloorpark Developments Inc., also develops the Kingsway Condominium project on Bloor Street West.

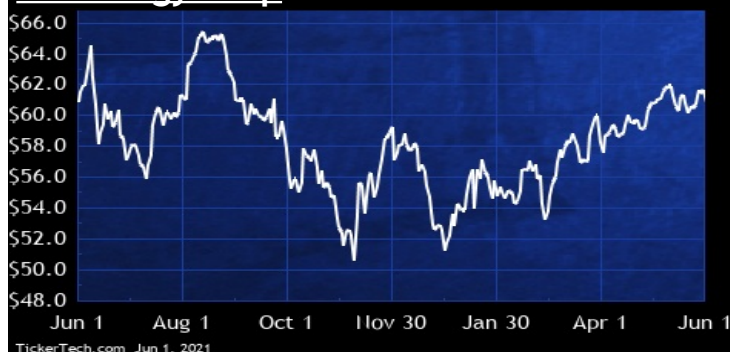
ENERGY

DividendRank	Symbol	Dividend	Recent Yield*
#1	TRP.CA	Q 3.48	5.71%
#2	CNQ.CA	Q 1.88	4.44%
#3	ENB.CA	Q 3.34	7.28%
#4	PPL.CA	M 2.52	6.48%
#5	TOU.CA	Q 0.64	2.17%
#6	KEY.CA	M 1.92	6.35%
#7	GEI.CA	Q 1.40	5.94%
#8	IMO.CA	Q 1.08	2.66%
#9	PKI.CA	M 1.23	3.10%
#10	SU.CA	Q 0.84	2.99%
#11	CNE.CA	Q 0.21	6.23%
#12	OVV.CA	Q 0.38	1.16%
#13	WCP.CA	M 0.18	2.96%
#14	FRU.CA	M 0.48	5.32%
#15	TWM.CA	Q 0.04	3.23%

* (updated 7 hours, 16 minutes ago) Yield calculations vary and may not be reliable nor comparable. Not all publicly traded securities are ranked; data may be incorrect or out of date. Rankings are for informational purposes only and do not constitute investment advice. [Full disclaimer](#)

SPOTLIGHT ON: TRP.CA – 5.7% YIELD

TC Energy Corp



TC Energy is engaged as a North American energy infrastructure company which operates in five business segments: Canadian Natural Gas Pipelines, U.S. Natural Gas Pipelines, Mexico Natural Gas Pipelines, Liquids Pipelines and Power and Storage. These segments offer different products and services, including certain natural gas, crude oil and electricity marketing and storage services.

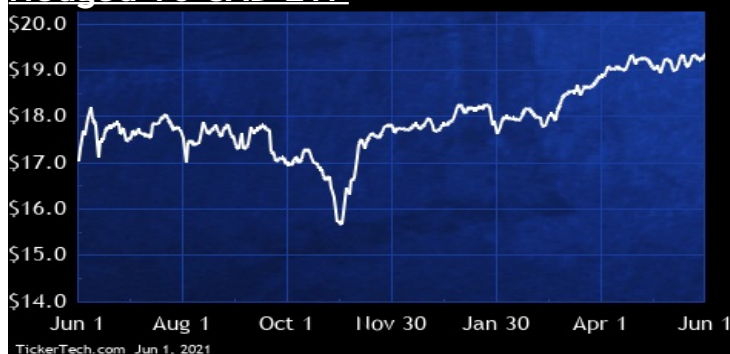
ETFs & CEFS

DividendRank	Symbol	Dividend	Recent Yield*
#1	ZWE.CA	M 1.32	6.81%
#2	ZPR.CA	M 0.54	4.75%
#3	EIT.UN.CA	M 1.20	10.10%
#4	ZWH.CA	M 1.32	6.23%
#5	HPR.CA	M 0.39	4.06%
#6	ZIC.CA	M 0.70	3.78%
#7	CDZ.CA	M 1.02	3.31%
#8	VCN.CA	Q 1.19	2.99%
#9	ZAG.CA	M 0.48	3.05%
#10	ZMU.CA	M 0.54	3.52%
#11	ZDY.CA	M 0.90	2.76%
#12	VDY.CA	M 1.67	4.22%
#13	XDV.CA	M 1.15	3.88%
#14	ZCN.CA	Q 0.76	2.85%
#15	ZEA.CA	Q 0.52	2.52%

* (updated 7 hours, 16 minutes ago) Yield calculations vary and may not be reliable nor comparable. Not all publicly traded securities are ranked; data may be incorrect or out of date. Rankings are for informational purposes only and do not constitute investment advice. [Full disclaimer](#)

SPOTLIGHT ON: ZWE.CA – 6.8% YIELD

BMO Europe High Dividend Covered Call Hedged To CAD ETF



BMO Europe High Dividend Covered Call Hedged to CAD ETF is an exchange-traded fund established as an open-ended trust. The Fund's investment objective is to provide unitholders with exposure to the performance of a portfolio of dividend paying European companies to generate income and to provide long-term capital appreciation. The Fund's investment strategy is to invest in and hold the equity securities of dividend paying European companies; and use derivative instruments to seek to hedge foreign currency exposure.

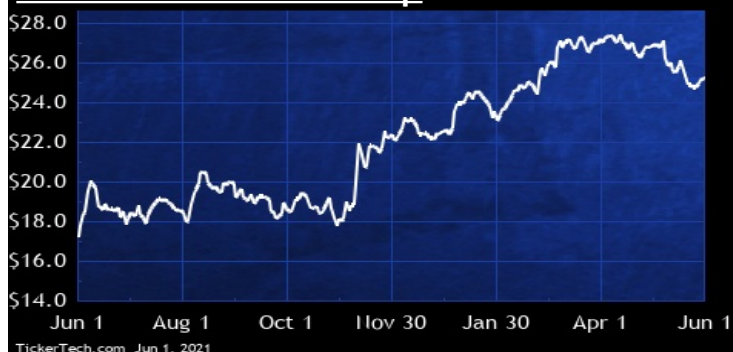
FINANCIAL

DividendRank	Symbol	Dividend	Recent Yield*
#1	MFC.CA	Q 1.12	4.43%
#2	UNC.CA	Q 4.44	4.00%
#3	GWO.CA	Q 1.75	4.68%
#4	CM.CA	Q 5.84	4.15%
#5	TD.CA	Q 3.16	3.64%
#6	BMO.CA	Q 4.24	3.36%
#7	CWB.CA	Q 1.16	3.14%
#8	BNS.CA	Q 3.60	4.43%
#9	NA.CA	Q 2.84	2.99%
#10	SLF.CA	Q 2.20	3.40%
#11	IAG.CA	Q 1.94	2.80%
#12	POW.CA	Q 1.79	4.55%
#13	FN.CA	M 2.35	4.44%
#14	IFC.CA	Q 3.32	2.03%
#15	ELF.CA	Q 10.00	1.03%

* (updated 7 hours, 16 minutes ago) Yield calculations vary and may not be reliable nor comparable. Not all publicly traded securities are ranked; data may be incorrect or out of date. Rankings are for informational purposes only and do not constitute investment advice. [Full disclaimer](#)

SPOTLIGHT ON: MFC.CA — 4.4% YIELD

Manulife Financial Corp



Manulife Financial is a holding company. Through its subsidiary, The Manufacturers Life Insurance Company, Co. is a financial services group with operations in Asia, Canada and the U.S. Co.'s segments include: wealth and asset management businesses (Global WAM) and insurance and annuity products (Asia, Canada and U.S.). The Global WAM segment includes mutual funds and exchange-traded funds, group retirement and savings products, and institutional asset management services across all primary asset classes. The Asia, Canada and U.S. segment includes a variety of individual life insurance, individual and group long-term care insurance and guaranteed and partially guaranteed annuity products.

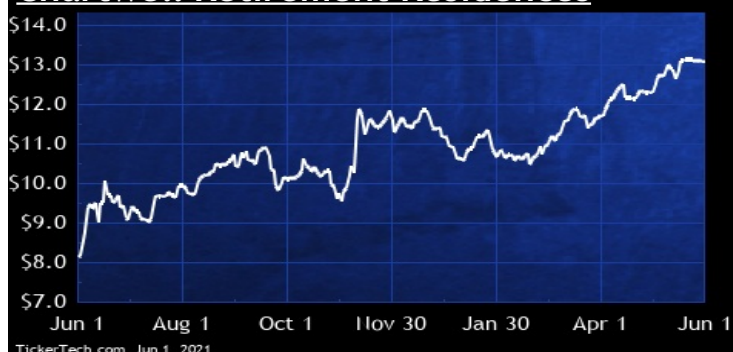
HEALTHCARE

DividendRank	Symbol	Dividend	Recent Yield*
#1	CSH.UN.CA	M 0.61	4.68%
#2	SIA.CA	M 0.94	5.78%
#3	EXE.CA	M 0.48	5.92%
#4	DR.CA	Q 0.28	3.60%
#5	HLS.CA	Q 0.20	1.10%

* (updated 7 hours, 16 minutes ago) Yield calculations vary and may not be reliable nor comparable. Not all publicly traded securities are ranked; data may be incorrect or out of date. Rankings are for informational purposes only and do not constitute investment advice. [Full disclaimer](#)

SPOTLIGHT ON: CSH.UN.CA — 4.7% YIELD

Chartwell Retirement Residences



Chartwell Retirement Residences is an open-ended real estate trust. Co. indirectly owns and operates a portfolio of seniors housing communities across the continuum of care, all of which are located in Canada. Co.'s portfolio includes: independent living, which consists of suites/townhouses/bungalows/apartments with availability of providing meals and dining, housekeeping and laundry services without personal care services or personal assistance available; and independent supportive living, which consists of suites/ townhouses/ bungalows/ apartments with dining, housekeeping and laundry services with personal assistance services available.

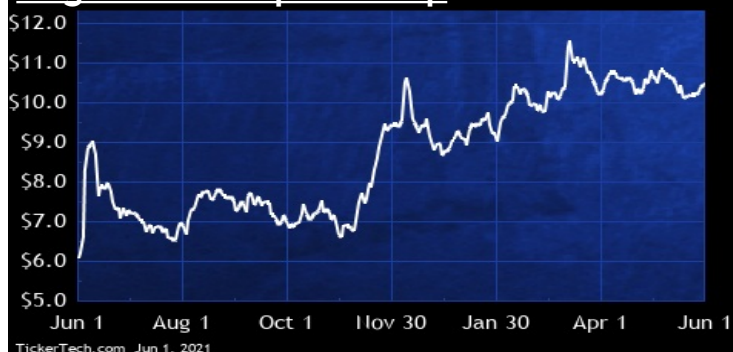
INDUSTRIAL

DividendRank	Symbol	Dividend	Recent Yield*
#1	MAL.CA	Q 0.42	4.00%
#2	FTT.CA	Q 0.82	2.66%
#3	SIS.CA	M 0.48	2.47%
#4	CHE.UN.CA	M 0.60	7.91%
#5	RCH.CA	Q 0.28	0.65%
#6	NEO.CA	Q 0.40	2.38%
#7	AFN.CA	Q 0.60	1.47%
#8	MX.CA	Q 0.15	0.35%

* (updated 7 hours, 16 minutes ago) Yield calculations vary and may not be reliable nor comparable. Not all publicly traded securities are ranked; data may be incorrect or out of date. Rankings are for informational purposes only and do not constitute investment advice. [Full disclaimer](#)

SPOTLIGHT ON: MAL.CA — 4.0% YIELD

Magellan Aerospace Corp



Magellan Aerospace, through its subsidiaries, is engaged in the engineering, manufacture, repair and overhaul of components and assemblies for the aerospace industry; the modernization, repair and overhaul jet engines, defense aircraft and helicopters; the design and manufacture of rocket and satellite systems; and the design and production of magnesium and aluminium castings, primarily for the aerospace industry. Co. operates in two segments, Aerospace and Power Generation Project. Co. has operations in Canada, the U.S. and the U.K.

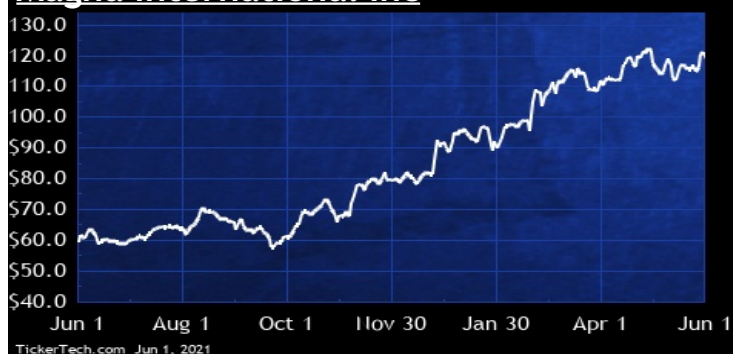
MANUFACTURING

DividendRank	Symbol	Dividend	Recent Yield*
#1	MG.CA	Q 2.07	1.74%
#2	XTC.CA	Q 0.40	3.66%
#3	MRE.CA	Q 0.20	1.46%
#4	LNR.CA	Q 0.64	0.80%
#5	GIL.CA	Q 0.62	1.42%
#6	ET.CA	Q 0.72	4.68%
#7	VCM.CA	Q 0.22	1.43%
#8	CML.CA	Q 0.05	1.66%

* (updated 7 hours, 16 minutes ago) Yield calculations vary and may not be reliable nor comparable. Not all publicly traded securities are ranked; data may be incorrect or out of date. Rankings are for informational purposes only and do not constitute investment advice. [Full disclaimer](#)

SPOTLIGHT ON: MG.CA — 1.7% YIELD

Magna International Inc



Magna International is a global automotive supplier which has vehicle engineering and contract manufacturing capabilities, as well as product capabilities which include body, chassis, exterior, seating, powertrain, active driver assistance, electronics, mirrors and lighting, mechatronics and roof systems. Co. also has electronic and software capabilities across several of these areas. Co. is organized under four operating segments: Body Exteriors & Structures, Power & Vision, Seating Systems and Complete Vehicles.

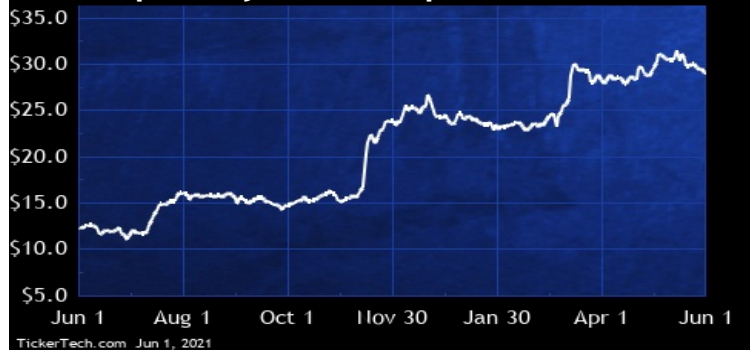
MATERIALS

DividendRank	Symbol	Dividend	Recent Yield*
#1	ITP.CA	Q 0.63	2.16%
#2	TCL.A.CA	Q 0.90	4.00%
#3	SJ.CA	Q 0.72	1.56%
#4	CAS.CA	Q 0.32	2.33%
#5	NTR.CA	Q 1.84	2.47%
#6	ADN.CA	Q 1.16	6.17%
#7	CCL.B.CA	Q 0.84	1.24%
#8	WFG.CA	Q 0.80	0.86%
#9	HDI.CA	Q 0.40	1.23%
#10	KPT.CA	Q 0.72	7.00%
#11	BOS.CA	Q 0.40	1.21%
#12	WBE.CA	Q 0.08	9.64%
#13	WPK.CA	Q 0.12	0.30%
#14	WEF.CA	Q 0.04	1.82%

* (updated 7 hours, 16 minutes ago) Yield calculations vary and may not be reliable nor comparable. Not all publicly traded securities are ranked; data may be incorrect or out of date. Rankings are for informational purposes only and do not constitute investment advice. [Full disclaimer](#)

SPOTLIGHT ON: ITP.CA – 2.2% YIELD

Intertape Polymer Group Inc



Intertape Polymer Group is a holding company. Through its subsidiaries, Co. develops, manufactures and sells a variety of paper- and film- based pressure sensitive and water-activated tapes, polyethylene and specialized polyolefin films, protective packaging, woven coated fabrics and packaging machinery for industrial and retail use. Co.'s products primarily consist of carton sealing tapes, packaging equipment, industrial and performance specialty tapes, protective packaging solutions, stencil products, shrink film, stretch wrap, lumber wrap, structure fabrics, geomembrane fabrics, and non-manufactured flexible intermediate bulk containers.

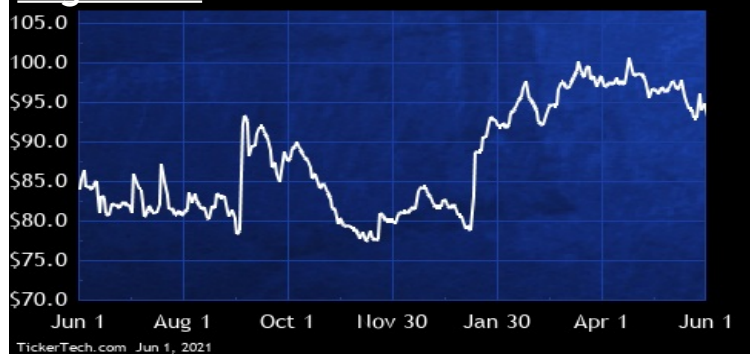
MEDIA

DividendRank	Symbol	Dividend	Recent Yield*
#1	CGO.CA	Q 2.18	2.34%
#2	QBR.B.CA	Q 1.10	3.36%
#3	CJR.B.CA	Q 0.24	3.84%
#4	RAY.A.CA	Q 0.30	4.32%
#5	Y.CA	Q 0.60	4.08%

* (updated 7 hours, 16 minutes ago) Yield calculations vary and may not be reliable nor comparable. Not all publicly traded securities are ranked; data may be incorrect or out of date. Rankings are for informational purposes only and do not constitute investment advice. [Full disclaimer](#)

SPOTLIGHT ON: CGO.CA – 2.3% YIELD

Cogeco Inc



Cogeco is a holding corporation operating in the communications and media sectors. Through its subsidiaries, Co. is engaged in providing residential customers as well as small and medium sized businesses with internet, video and telephony services through its two-way broadband fibre networks under the Cogeco Connexion brand in Quebec and Ontario, Canada, and the Atlantic Broadband brand in 11 states from Maine to Florida, United States; owning and operating 23 radio stations with complementary radio formats and coverage serving a range of audiences mainly across the province of Quebec; and operating Cogeco News, a news agency that feeds affiliates, independent and community radio stations.

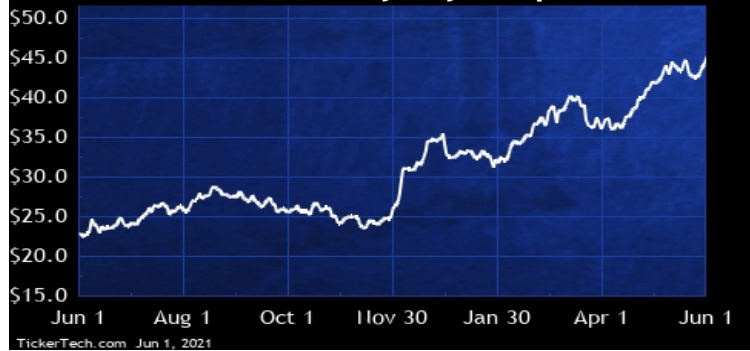
METALS & MINING

DividendRank	Symbol	Dividend	Recent Yield*
#1	LIF.CA	Q 4.00	8.80%
#2	AEM.CA	Q 1.40	1.64%
#3	CG.CA	Q 0.20	2.04%
#4	KL.CA	Q 0.75	1.45%
#5	RUS.CA	Q 1.52	4.60%
#6	BTO.CA	Q 0.16	2.59%
#7	DPM.CA	Q 0.12	1.39%
#8	K.CA	Q 0.12	1.23%
#9	FNV.CA	Q 1.20	0.67%
#10	PFB.CA	Q 0.40	1.82%
#11	PAAS.CA	Q 0.28	0.69%
#12	WPM.CA	Q 0.56	0.98%
#13	APY.CA	Q 0.15	5.36%
#14	CEE.CA	S 0.06	3.12%
#15	LUN.CA	Q 0.24	1.87%

* (updated 7 hours, 16 minutes ago) Yield calculations vary and may not be reliable nor comparable. Not all publicly traded securities are ranked; data may be incorrect or out of date. Rankings are for informational purposes only and do not constitute investment advice. [Full disclaimer](#)

SPOTLIGHT ON: LIF.CA – 8.8% YIELD

Labrador Iron Ore Royalty Corp



Labrador Iron Ore Royalty, directly and through its wholly-owned subsidiary, Hollinger-Hanna Limited holds a 15.10% equity interest in Iron Ore Company of Canada that operates an iron mine near Labrador City, Newfoundland and Labrador on lands leased. Co. manages its business under a single operating segment, consisting of its investment in Iron Ore Company of Canada and its Iron Ore Company of Canada royalty of 7% and commission interests of C\$0.10 per tonne on sales of iron ore.

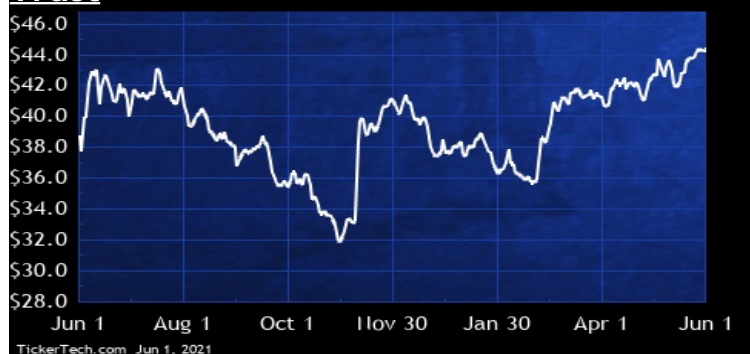
REAL ESTATE

DividendRank	Symbol	Dividend	Recent Yield*
#1	AP.UN.CA	M 1.70	3.83%
#2	SRU.UN.CA	M 1.85	6.31%
#3	KMP.UN.CA	M 0.68	3.56%
#4	AX.UN.CA	M 0.60	5.39%
#5	REI.UN.CA	M 0.96	4.52%
#6	HR.UN.CA	M 0.69	4.32%
#7	CRT.UN.CA	M 0.80	4.88%
#8	DIR.UN.CA	M 0.70	5.06%
#9	MRG.UN.CA	M 0.70	4.21%
#10	D.UN.CA	M 1.00	4.57%
#11	CAR.UN.CA	M 1.38	2.49%
#12	IIP.UN.CA	M 0.33	2.09%
#13	NWH.UN.CA	M 0.80	6.21%
#14	SMU.UN.CA	M 0.56	3.51%
#15	FCR.UN.CA	M 0.43	2.42%

* (updated 7 hours, 16 minutes ago) Yield calculations vary and may not be reliable nor comparable. Not all publicly traded securities are ranked; data may be incorrect or out of date. Rankings are for informational purposes only and do not constitute investment advice. [Full disclaimer](#)

SPOTLIGHT ON: AP.UN.CA – 3.8% YIELD

Allied Properties Real Estate Investment Trust



Allied Properties Real Estate Investment is an unincorporated closed-end real estate investment trust. Co.'s objective are to provides unitholders with stable and cash distributions from investments in income-producing office properties in Canada; and to maximize unit value through ongoing management of assets and the acquisition of additional office properties.

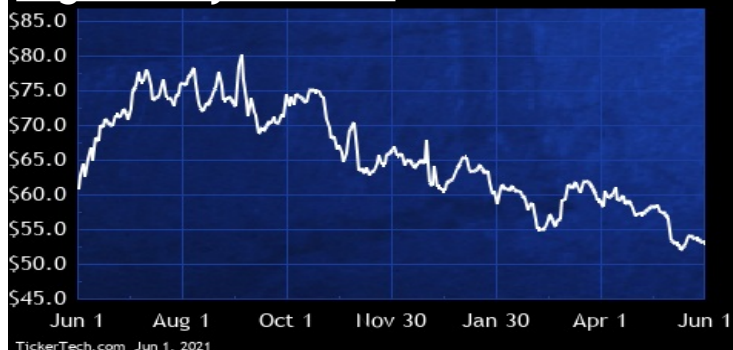
TECHNOLOGY

DividendRank	Symbol	Dividend	Recent Yield*
#1	ENGH.CA	Q 0.64	1.20%
#2	ONEX.CA	Q 0.40	0.46%
#3	OTEX.CA	Q 0.80	1.41%
#4	SYZ.CA	Q 0.50	3.88%
#5	QTRH.CA	Q 0.05	2.02%
#6	HPS.A.CA	Q 0.34	3.53%
#7	TCS.CA	Q 0.26	0.63%
#8	CTO.CA	A 0.06	5.36%
#9	HMM.A.CA	S 0.04	1.12%
#10	ARD.CA	A 0.01	8.00%

* (updated 7 hours, 16 minutes ago) Yield calculations vary and may not be reliable nor comparable. Not all publicly traded securities are ranked; data may be incorrect or out of date. Rankings are for informational purposes only and do not constitute investment advice. [Full disclaimer](#)

SPOTLIGHT ON: ENGH.CA — 1.2% YIELD

Enghouse Systems Ltd



Enghouse Systems is engaged in providing software solutions focusing on remote work, visual computing and communications for next-generation software-defined networks. Co. is organized around two business segments: the Interactive Management Group (IMG) focuses on customer interaction software and services that are designed to improve customer service and manage customer communications across the enterprise; and the Asset Management Group (AMG) provides a portfolio of products to a number of verticals such as cable operators, network telecommunication providers, media, transit, defense and public safety companies.

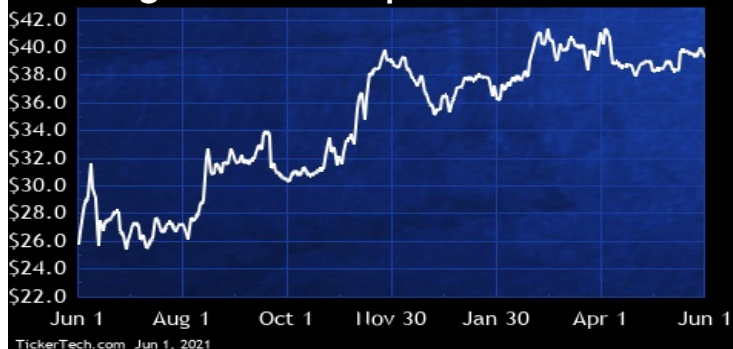
TRANSPORTATION

DividendRank	Symbol	Dividend	Recent Yield*
#1	EIF.CA	M 2.28	5.79%
#2	CNR.CA	Q 2.46	1.83%
#3	ALC.CA	Q 0.68	4.08%
#4	WTE.CA	Q 0.80	4.38%
#5	MTL.CA	M 0.48	3.73%
#6	TFIL.CA	Q 0.92	0.79%
#7	CJT.CA	Q 1.04	0.58%
#8	LGT.B.CA	Q 0.41	0.98%
#9	AND.CA	Q 0.20	0.57%

* (updated 7 hours, 16 minutes ago) Yield calculations vary and may not be reliable nor comparable. Not all publicly traded securities are ranked; data may be incorrect or out of date. Rankings are for informational purposes only and do not constitute investment advice. [Full disclaimer](#)

SPOTLIGHT ON: EIF.CA — 5.8% YIELD

Exchange Income Corp



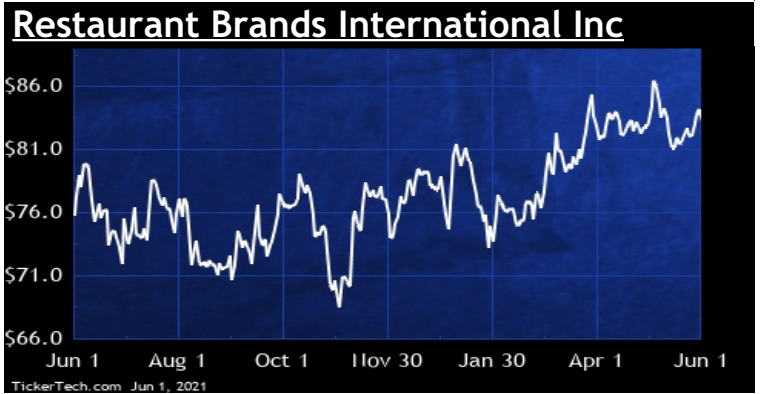
Exchange Income is engaged as a diversified, acquisition-oriented corporation focused on opportunities in the aerospace, aviation, and manufacturing sectors. Co. has two operating segments: Aerospace and Aviation and Manufacturing.

TRAVEL & ENTERTAINMENT

DividendRank	Symbol	Dividend	Recent Yield*
#1	QSR.CA	Q 2.12	2.55%
#2	AW.UN.CA	M 1.62	4.35%
#3	PZA.CA	M 0.66	6.17%
#4	BPF.UN.CA	M 0.78	5.60%
#5	PBL.CA	Q 0.16	0.27%
#6	KEG.UN.CA	M 0.42	2.83%

* (updated 7 hours, 16 minutes ago) Yield calculations vary and may not be reliable nor comparable. Not all publicly traded securities are ranked; data may be incorrect or out of date. Rankings are for informational purposes only and do not constitute investment advice. [Full disclaimer](#)

SPOTLIGHT ON: QSR.CA – 2.5% YIELD



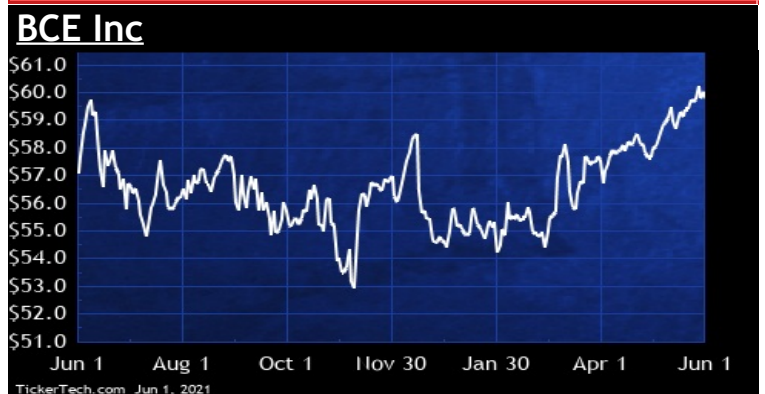
Restaurant Brands International is a holding company. Through its subsidiaries, Co. is engaged as a quick service restaurant (QSR) company with approximately 27,000 restaurants in more than 100 countries and U.S. territories as of Dec. 31, 2020. Co.'s Tim Hortons®, Burger King® and Popeyes® brands have similar franchise business models with complementary daypart mixes and product platforms.

UTILITIES

DividendRank	Symbol	Dividend	Recent Yield*
#1	BCE.CA	Q 3.50	5.85%
#2	CPX.CA	Q 2.05	5.33%
#3	AQN.CA	Q 0.84	4.52%
#4	FTS.CA	Q 2.02	3.68%
#5	CU.CA	Q 1.76	5.02%
#6	EMA.CA	Q 2.55	4.53%
#7	ALA.CA	M 1.00	4.18%
#8	T.CA	Q 1.26	4.67%
#9	H.CA	Q 1.07	3.47%
#10	CCA.CA	Q 2.56	2.21%
#11	RNW.CA	M 0.94	4.86%
#12	INE.CA	Q 0.72	3.52%
#13	NPI.CA	M 1.20	2.96%
#14	ACO.X.CA	Q 1.79	4.11%
#15	SPB.CA	M 0.72	4.72%

* (updated 7 hours, 16 minutes ago) Yield calculations vary and may not be reliable nor comparable. Not all publicly traded securities are ranked; data may be incorrect or out of date. Rankings are for informational purposes only and do not constitute investment advice. [Full disclaimer](#)

SPOTLIGHT ON: BCE.CA – 5.8% YIELD



BCE is a telecommunications company, providing residential, business and wholesale customers with a wide range of solutions for all their communications needs. Co. reports in three segments: Bell Wireless, Bell Wireline and Bell Media. Bell Wireless provides wireless voice and data communications products. Bell Wireline provides data, including Internet access and Internet protocol television, local telephone, long distance, as well as other communications services and products. Bell Media provides conventional TV, specialty TV, pay TV, streaming services, digital media services, radio broadcasting services and out-of-home advertising services to customers nationally across Canada.



 **Canada Stock Channel**

"Educating U.S. Investors About Canadian Stocks"