

## March, 2022 – *DividendRank* Report

<http://www.canadastockchannel.com/>

History has shown that the bulk of the stock market's returns are delivered by dividends. Only consistently profitable companies can afford to keep paying dividends, so profitability is of critical importance. And investors shouldn't pay too expensive a price to buy a stock, even if the company itself is strong. So therefore, dividend investors should be most interested in researching the strongest most profitable companies, that also happen to be trading at an attractive valuation.

Each month, Canada Stock Channel screens through our coverage universe of dividend paying Canadian stocks, to look at a variety of data – dividend history & yield, book value, quarterly earnings – and compare it to the stock's trading data to come up with certain calculations about profitability and about the stock's valuation (whether we think it looks "cheap" or "expensive"). Our proprietary *DividendRank* formula ranks stocks within the following 18 sectors/categories, to identify the top most "interesting" ideas that merit further research.

**Business Services & Equipment**

**Construction**

**Consumer Goods**

**Consumer Services**

**Energy**

**ETFs & CEFs**

**Financial**

**Healthcare**

**Industrial**

**Manufacturing**

**Materials**

**Media**

**Metals & Mining**

**Real Estate**

**Technology**

**Transportation**

**Travel & Entertainment**

**Utilities**

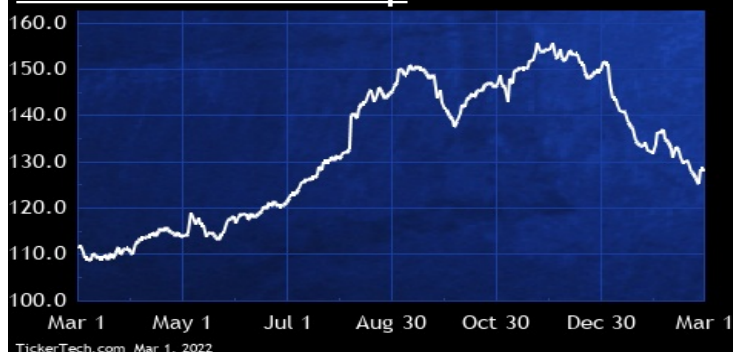
## BUSINESS SERVICES & EQUIPMENT

DividendRank	Symbol	Dividend	Recent Yield*
#1	<a href="#">TRI.CA</a>	Q 1.78	1.39%
#2	<a href="#">STN.CA</a>	Q 0.72	1.14%
#3	<a href="#">RBA.CA</a>	Q 1.00	1.51%
#4	<a href="#">LWRK.CA</a>	M 0.78	3.09%
#5	<a href="#">DXT.CA</a>	Q 0.35	4.43%
#6	<a href="#">WJX.CA</a>	Q 1.00	4.25%
#7	<a href="#">KBL.CA</a>	M 1.20	3.40%
#8	<a href="#">CGY.CA</a>	Q 1.12	1.86%
#9	<a href="#">BYD.CA</a>	Q 0.58	0.35%
#10	<a href="#">BDI.CA</a>	Q 0.05	1.18%

\* (updated 7 hours, 15 minutes ago) Yield calculations vary and may not be reliable nor comparable. Not all publicly traded securities are ranked; data may be incorrect or out of date. Rankings are for informational purposes only and do not constitute investment advice. [Full disclaimer](#)

## SPOTLIGHT ON: TRI.CA – 1.4% YIELD

### Thomson Reuters Corp



Thomson Reuters is a provider of business information services. Co.'s segments include: Legal Professionals, which serves law firms and governments with research and workflow products, focusing on intuitive legal research that combine content, tools and analytics; Corporates, which serves corporate customers from small businesses to multinational organizations with its suite of content-enabled technology solutions for in-house legal, tax, regulatory, compliance and IT personnel; and Tax and Accounting Professionals, which serves tax, accounting and audit personnel in accounting firms with research and workflow products, focusing on intuitive tax offerings and automating tax workflows.

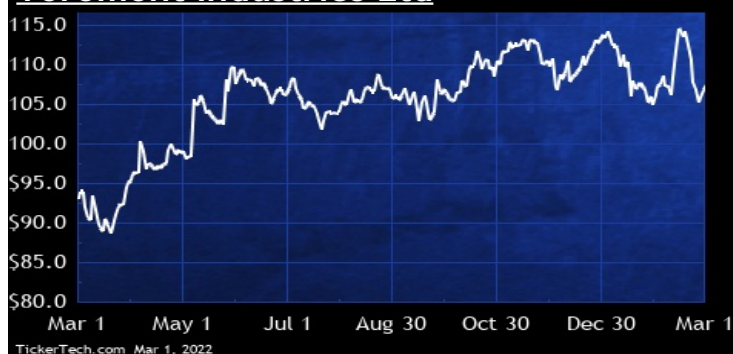
## CONSTRUCTION

DividendRank	Symbol	Dividend	Recent Yield*
#1	<a href="#">TIH.CA</a>	Q 1.56	1.45%
#2	<a href="#">ARE.CA</a>	Q 0.70	3.98%
#3	<a href="#">NFL.CA</a>	Q 0.85	4.48%
#4	<a href="#">BDGI.CA</a>	M 0.63	2.07%
#5	<a href="#">BDT.CA</a>	M 0.39	4.11%
#6	<a href="#">WSP.CA</a>	Q 1.50	0.96%
#7	<a href="#">SNC.CA</a>	Q 0.08	0.28%

\* (updated 7 hours, 15 minutes ago) Yield calculations vary and may not be reliable nor comparable. Not all publicly traded securities are ranked; data may be incorrect or out of date. Rankings are for informational purposes only and do not constitute investment advice. [Full disclaimer](#)

## SPOTLIGHT ON: TIH.CA – 1.4% YIELD

### Toromont Industries Ltd



Toromont Industries operates through two business segments: the Equipment Group and CIMCO. The Equipment Group includes rental operations, a material handling business and an agricultural equipment business. CIMCO is engaged in the design, engineering, fabrication and installation of industrial and recreational refrigeration systems.

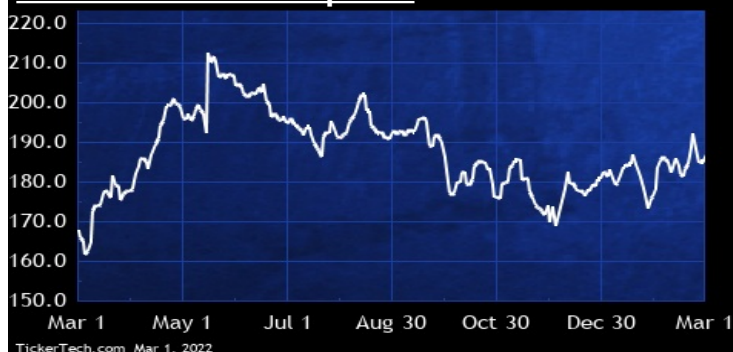
## CONSUMER GOODS

DividendRank	Symbol	Dividend	Recent Yield*
#1	<a href="#">CTC.A.CA</a>	Q 5.20	2.78%
#2	<a href="#">MFI.CA</a>	Q 0.80	3.00%
#3	<a href="#">LNF.CA</a>	Q 0.64	2.81%
#4	<a href="#">NWC.CA</a>	Q 1.48	4.11%
#5	<a href="#">PBH.CA</a>	Q 2.54	2.17%
#6	<a href="#">QSP.UN.CA</a>	Q 2.16	3.01%
#7	<a href="#">GDL.CA</a>	S 0.60	4.32%
#8	<a href="#">MRU.CA</a>	Q 1.10	1.66%
#9	<a href="#">ZZZ.CA</a>	Q 0.78	2.61%
#10	<a href="#">SAP.CA</a>	Q 0.72	2.32%
#11	<a href="#">L.CA</a>	Q 1.46	1.48%
#12	<a href="#">CTC.A.CA</a>	Q 5.20	1.64%
#13	<a href="#">JWEL.CA</a>	Q 0.60	1.83%
#14	<a href="#">ADW.A.CA</a>	Q 0.25	3.42%
#15	<a href="#">TPX.B.CA</a>	Q 1.94	2.92%

\* (updated 7 hours, 15 minutes ago) Yield calculations vary and may not be reliable nor comparable. Not all publicly traded securities are ranked; data may be incorrect or out of date. Rankings are for informational purposes only and do not constitute investment advice. [Full disclaimer](#)

## SPOTLIGHT ON: CTC.A.CA – 2.8% YIELD

### Canadian Tire Corp Ltd



Canadian Tire operates through three segments: Retail, Financial Services, and CT REIT. The Retail segment includes Canadian Tire, SportChek, Mark's, PartSource, Petroleum, Helly Hansen and Party City. It also includes the Consumer Brands division which supports the retail banners in the development and acquisition of owned brands and products. The Financial Services segment provides financial and other products and services, including Triangle-branded consumer credit cards, in-store financing, insurance products, and retail and broker deposits. The CT REIT segment comprises CT REIT which owns, develops and leases income-producing real estate properties across Canada.

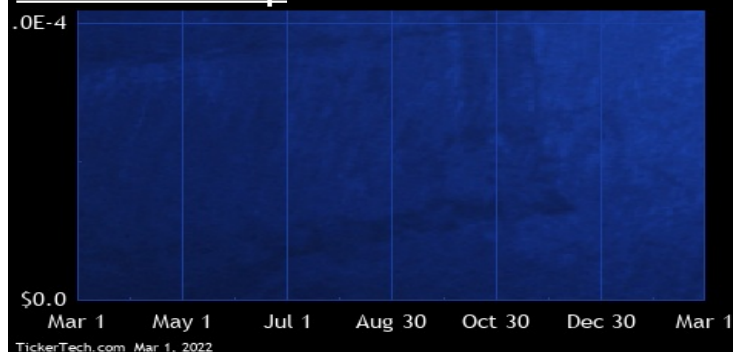
## CONSUMER SERVICES

DividendRank	Symbol	Dividend	Recent Yield*
#1	<a href="#">PLC.CA</a>	Q 0.46	1.28%

\* (updated 7 hours, 15 minutes ago) Yield calculations vary and may not be reliable nor comparable. Not all publicly traded securities are ranked; data may be incorrect or out of date. Rankings are for informational purposes only and do not constitute investment advice. [Full disclaimer](#)

## SPOTLIGHT ON: PLC.CA – 1.3% YIELD

### Park Lawn Corp



Park Lawn is an unincorporated open-ended limited purpose trust company. Co., through its subsidiaries, Park Lawn Limited Partnership and Park Lawn Management Services Inc., owns and operates six cemeteries in the Greater Toronto Area. These cemeteries are: Park Lawn Cemetery, Riverside Cemetery & Crematorium, Sanctuary Park Cemetery, Westminster Cemetery, Crematorium & Mausoleum, Forest Lawn Crematorium & Mausoleum, and Hillcrest Cemetery. The cemeteries and crematoria offer products and services associated with cremation, burial rights and services. Co., through its subsidiary, Bloorpark Developments Inc., also develops the Kingsway Condominium project on Bloor Street West.

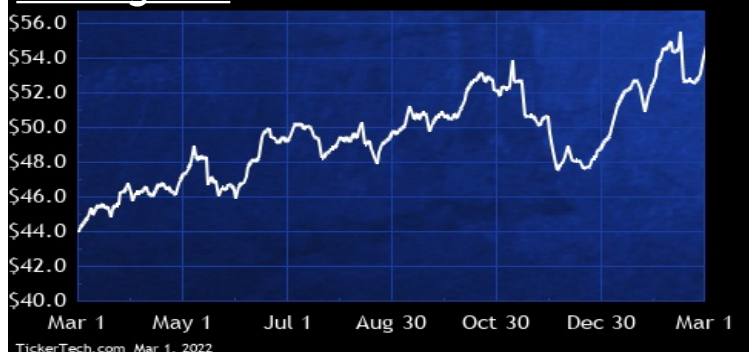
## ENERGY

DividendRank	Symbol	Dividend	Recent Yield*
#1	<a href="#">ENB.CA</a>	Q 3.44	6.28%
#2	<a href="#">TRP.CA</a>	Q 3.60	5.29%
#3	<a href="#">CNQ.CA</a>	Q 2.35	3.32%
#4	<a href="#">PKI.CA</a>	M 1.23	3.72%
#5	<a href="#">GEI.CA</a>	Q 1.48	5.98%
#6	<a href="#">IMO.CA</a>	Q 1.36	2.39%
#7	<a href="#">PPL.CA</a>	M 2.52	5.85%
#8	<a href="#">WCP.CA</a>	M 0.27	2.79%
#9	<a href="#">FRU.CA</a>	M 0.72	5.09%
#10	<a href="#">KEY.CA</a>	M 1.92	6.47%
#11	<a href="#">TOU.CA</a>	Q 0.72	1.44%
#12	<a href="#">SU.CA</a>	Q 1.68	4.33%
#13	<a href="#">PEY.CA</a>	M 0.60	5.48%
#14	<a href="#">ARX.CA</a>	Q 0.40	2.55%
#15	<a href="#">CPG.CA</a>	Q 0.18	1.98%

\* (updated 7 hours, 15 minutes ago) Yield calculations vary and may not be reliable nor comparable. Not all publicly traded securities are ranked; data may be incorrect or out of date. Rankings are for informational purposes only and do not constitute investment advice. [Full disclaimer](#)

## SPOTLIGHT ON: ENB.CA – 6.3% YIELD

### Enbridge Inc



Enbridge is an energy transportation and distribution company. Co. conducts its business through five business segments: Liquids Pipelines, which consists of pipelines and related terminals in that transport various grades of crude oil and other liquid hydrocarbons; Gas Transmission and Midstream, which consists of investments in natural gas pipelines and gathering and processing facilities; Gas Distribution and Storage, which consists of Co.'s natural gas utility operations; Renewable Power Generation, which consists primarily of investments in wind and solar power generating assets; and Energy Services, which undertake physical commodity marketing activity and logistical services.

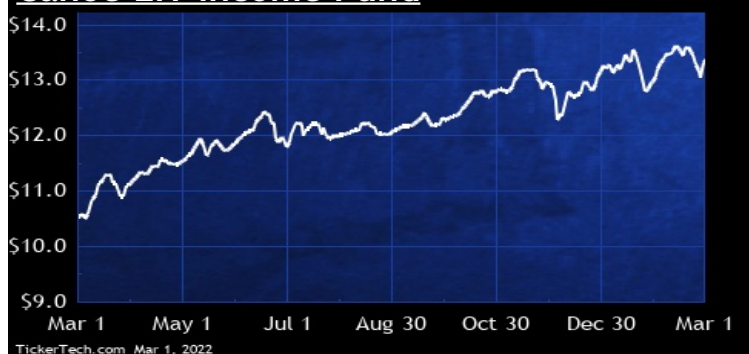
## ETFs & CEFS

DividendRank	Symbol	Dividend	Recent Yield*
#1	<a href="#">EIT.UN.CA</a>	M 1.20	8.96%
#2	<a href="#">ZWB.CA</a>	M 1.32	5.89%
#3	<a href="#">ZPR.CA</a>	M 0.54	4.82%
#4	<a href="#">ZAG.CA</a>	M 0.48	3.20%
#5	<a href="#">HPR.CA</a>	M 0.46	4.90%
#6	<a href="#">ZMU.CA</a>	M 0.54	3.74%
#7	<a href="#">ZWH.CA</a>	M 1.32	5.94%
#8	<a href="#">ZIC.CA</a>	M 0.66	3.63%
#9	<a href="#">ZWE.CA</a>	M 1.20	6.32%
#10	<a href="#">ZEA.CA</a>	Q 0.56	2.82%
#11	<a href="#">TXF.CA</a>	Q 1.70	8.50%
#12	<a href="#">ZCN.CA</a>	Q 0.84	2.95%
#13	<a href="#">VDY.CA</a>	M 1.86	4.04%
#14	<a href="#">ZWA.CA</a>	M 1.20	4.71%
#15	<a href="#">VEE.CA</a>	Q 1.24	3.40%

\* (updated 7 hours, 15 minutes ago) Yield calculations vary and may not be reliable nor comparable. Not all publicly traded securities are ranked; data may be incorrect or out of date. Rankings are for informational purposes only and do not constitute investment advice. [Full disclaimer](#)

## SPOTLIGHT ON: EIT.UN.CA – 9.0% YIELD

### Canoe EIT Income Fund



Canoe EIT Income Fund is a closed-end investment trust. The Trust's investment objectives are to maximize monthly distributions relative to risk and maximize net asset value, while maintaining and expanding a diversified investment portfolio, primarily through acquiring, investing, holding, transferring, disposing of or otherwise dealing with or in equity and debt securities of royalty and income trusts, corporations, partnerships, or other issuers and such other investments as the Manager may determine in its sole discretion from time to time. As of Dec 31 2009, total fair value of the Trust's investment portfolio was C\$1,661,584,000.

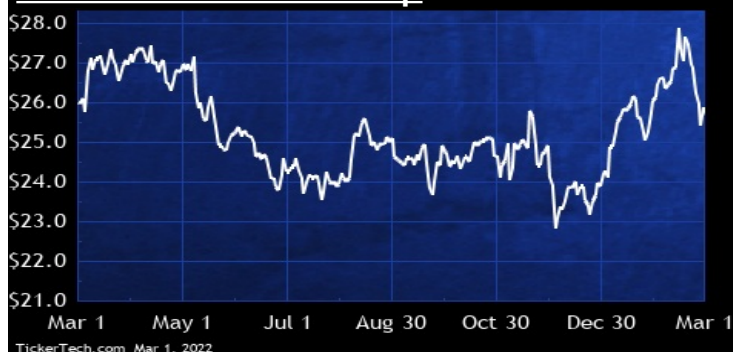
## FINANCIAL

DividendRank	Symbol	Dividend	Recent Yield*
#1	<a href="#">MFC.CA</a>	Q 1.32	5.14%
#2	<a href="#">CWB.CA</a>	Q 1.20	3.23%
#3	<a href="#">ELF.CA</a>	Q 10.00	1.09%
#4	<a href="#">POW.CA</a>	Q 1.98	5.07%
#5	<a href="#">GWO.CA</a>	Q 1.96	5.14%
#6	<a href="#">RY.CA</a>	Q 4.80	3.42%
#7	<a href="#">NA.CA</a>	Q 3.48	3.42%
#8	<a href="#">BNS.CA</a>	Q 4.00	4.35%
#9	<a href="#">FN.CA</a>	M 2.35	5.32%
#10	<a href="#">BMO.CA</a>	Q 5.32	3.68%
#11	<a href="#">TD.CA</a>	Q 3.56	3.48%
#12	<a href="#">CM.CA</a>	Q 6.44	4.01%
#13	<a href="#">IGM.CA</a>	Q 4.00	2.20%
#14	<a href="#">IGM.CA</a>	Q 2.25	5.00%
#15	<a href="#">SLF.CA</a>	Q 2.64	3.96%

\* (updated 7 hours, 15 minutes ago) Yield calculations vary and may not be reliable nor comparable. Not all publicly traded securities are ranked; data may be incorrect or out of date. Rankings are for informational purposes only and do not constitute investment advice. [Full disclaimer](#)

## SPOTLIGHT ON: MFC.CA – 5.1% YIELD

### Manulife Financial Corp



Manulife Financial is a holding company. Through its subsidiaries, Co. is a life insurance company. Co.'s four operating segments are: Asia, which includes a range of health, protection, savings, medical, term and whole life products; Canada, which provides life, health, disability and specialty products, such as mortgage creditor and travel insurance; U.S., which provides a range of life insurance products, insurance-based wealth accumulation products, and has an in-force long-term care insurance business and an in-force annuity business; and Global Wealth and Asset Management, which provides investment advice and solutions to retirement, retail and institutional clients.

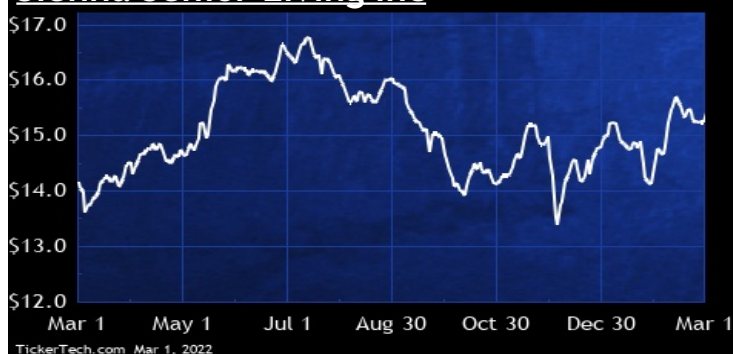
## HEALTHCARE

DividendRank	Symbol	Dividend	Recent Yield*
#1	<a href="#">SIA.CA</a>	M 0.94	6.06%
#2	<a href="#">EXE.CA</a>	M 0.48	6.25%
#3	<a href="#">DR.CA</a>	Q 0.32	3.20%
#4	<a href="#">HLS.CA</a>	Q 0.20	1.39%

\* (updated 7 hours, 15 minutes ago) Yield calculations vary and may not be reliable nor comparable. Not all publicly traded securities are ranked; data may be incorrect or out of date. Rankings are for informational purposes only and do not constitute investment advice. [Full disclaimer](#)

## SPOTLIGHT ON: SIA.CA – 6.1% YIELD

### Sienna Senior Living Inc



Sienna Senior Living is engaged as a seniors' living provider serving the cotinuum of independent living, independent supportive living, assisted living, memory care and long-term care through the ownership and operation of seniors' living residences in the Provinces of British Columbia and Ontario. Co. also provides management services to 13 seniors' living residences in British Columbia and Ontario.

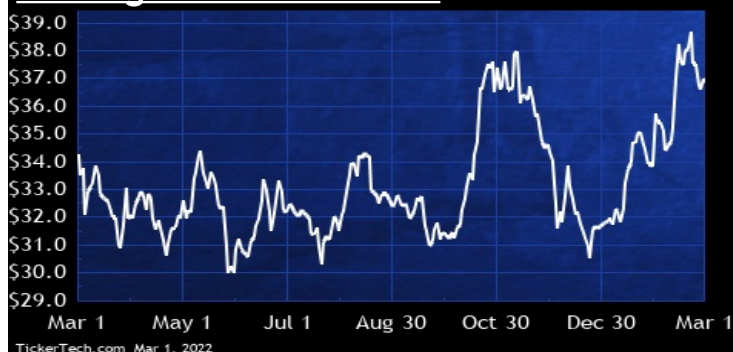
## INDUSTRIAL

DividendRank	Symbol	Dividend	Recent Yield*
#1	<a href="#">FTT.CA</a>	Q 0.90	2.44%
#2	<a href="#">RCH.CA</a>	Q 0.52	1.07%
#3	<a href="#">SIS.CA</a>	M 0.50	2.80%
#4	<a href="#">DBM.CA</a>	Q 0.56	6.99%
#5	<a href="#">MAL.CA</a>	Q 0.42	4.16%
#6	<a href="#">CHE.UN.CA</a>	M 0.60	8.11%
#7	<a href="#">MX.CA</a>	Q 0.50	0.76%
#8	<a href="#">NEO.CA</a>	Q 0.40	2.50%
#9	<a href="#">AFN.CA</a>	Q 0.60	1.60%

\* (updated 7 hours, 15 minutes ago) Yield calculations vary and may not be reliable nor comparable. Not all publicly traded securities are ranked; data may be incorrect or out of date. Rankings are for informational purposes only and do not constitute investment advice. [Full disclaimer](#)

## SPOTLIGHT ON: FTT.CA – 2.4% YIELD

### Finning International Inc



Finning International is engaged in the selling of heavy equipment and power and energy systems, rental of equipment, and providing product support including sales of parts and servicing of equipment. Co.'s segments are: Canadian operations, which include dealership territories comprising British Columbia, Alberta, Saskatchewan, Yukon, the Northwest Territories, and portions of Nunavut and mobile on-site refuelling services in the Canada and in Texas, United States; South American operations, which include Chile, Argentina, and Bolivia; and United Kingdom and Ireland operations, which include England, Scotland, Wales, Northern Ireland, and the Republic of Ireland.

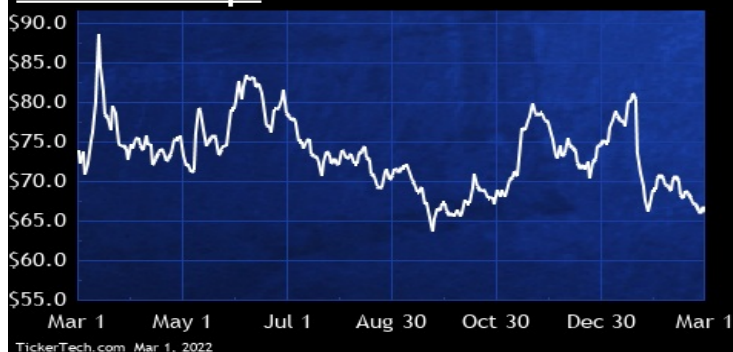
## MANUFACTURING

DividendRank	Symbol	Dividend	Recent Yield*
#1	<a href="#">LNR.CA</a>	Q 0.80	1.21%
#2	<a href="#">GIL.CA</a>	Q 0.68	1.36%
#3	<a href="#">MG.CA</a>	Q 1.80	1.91%
#4	<a href="#">ET.CA</a>	Q 0.72	5.40%
#5	<a href="#">XTC.CA</a>	Q 0.42	4.48%
#6	<a href="#">MRE.CA</a>	Q 0.20	2.02%
#7	<a href="#">ABCT.CA</a>	Q 0.15	2.59%
#8	<a href="#">CMI.CA</a>	Q 0.05	2.34%
#9	<a href="#">VCM.CA</a>	Q 0.22	1.38%

\* (updated 7 hours, 15 minutes ago) Yield calculations vary and may not be reliable nor comparable. Not all publicly traded securities are ranked; data may be incorrect or out of date. Rankings are for informational purposes only and do not constitute investment advice. [Full disclaimer](#)

## SPOTLIGHT ON: LNR.CA – 1.2% YIELD

### Linamar Corp.



Linamar is a global manufacturing company. Co. has two segments: Transportation and Industrial, which are further divided into five operating groups: Machining & Assembly, Light Metal Casting, Forging, Skyjack Inc. (Skyjack) and Agriculture. Co.'s Machining & Assembly, Light Metal Casting and Forging operating groups focus on precision metallic components, modules and systems for powertrain, driveline and body and chassis systems designed for global electrified and powered vehicle and industrial markets. Co.'s Skyjack and MacDon Group of Companies provide mobile industrial and harvesting equipment, notably aerial work platforms, telehandlers, draper headers and self-propelled windrowers.

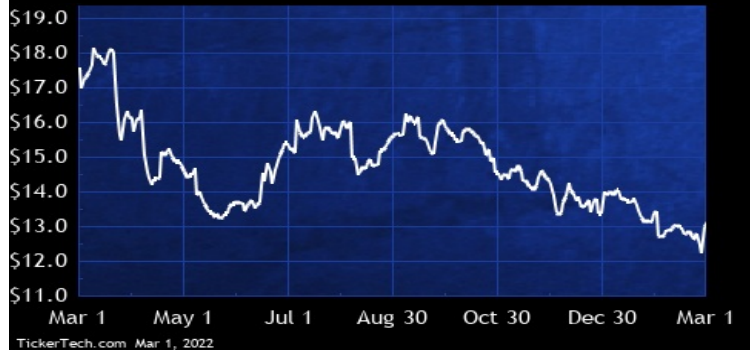
## MATERIALS

DividendRank	Symbol	Dividend	Recent Yield*
#1	<a href="#">CAS.CA</a>	Q 0.48	3.66%
#2	<a href="#">ITP.CA</a>	Q 0.68	2.84%
#3	<a href="#">TCL.A.CA</a>	Q 0.90	4.40%
#4	<a href="#">HDI.CA</a>	Q 0.48	1.14%
#5	<a href="#">NTR.CA</a>	Q 1.92	1.76%
#6	<a href="#">WFG.CA</a>	Q 1.00	0.79%
#7	<a href="#">ADN.CA</a>	Q 1.16	6.10%
#8	<a href="#">CCL.B.CA</a>	Q 0.84	1.47%
#9	<a href="#">BOS.CA</a>	Q 0.40	1.13%
#10	<a href="#">WEF.CA</a>	Q 0.04	1.88%
#11	<a href="#">SJ.CA</a>	Q 0.72	1.81%
#12	<a href="#">WBE.CA</a>	Q 0.02	4.76%
#13	<a href="#">WPK.CA</a>	Q 0.12	0.31%
#14	<a href="#">KPT.CA</a>	Q 0.72	6.84%
#15	<a href="#">SXP.CA</a>	Q 0.10	2.62%

\* (updated 7 hours, 15 minutes ago) Yield calculations vary and may not be reliable nor comparable. Not all publicly traded securities are ranked; data may be incorrect or out of date. Rankings are for informational purposes only and do not constitute investment advice. [Full disclaimer](#)

## SPOTLIGHT ON: CAS.CA — 3.7% YIELD

### Cascades Inc



Cascades is a paper and packaging company that produces, converts and sells packaging and tissue products composed primarily of recycled fibres. Co. operates through four business segments: Containerboard; Boxboard Europe; and Specialty Products (which constitutes Co.'s Packaging Products); and Tissue Papers.

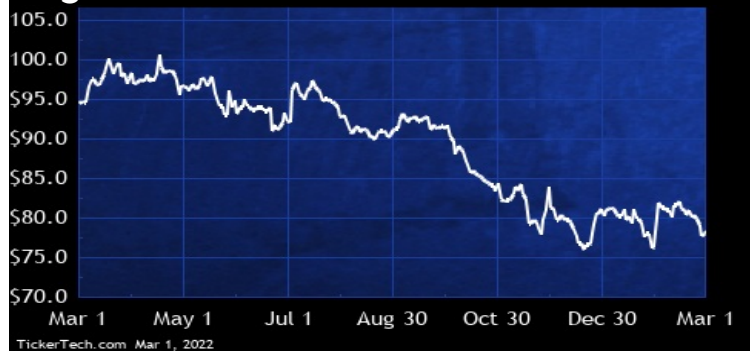
## MEDIA

DividendRank	Symbol	Dividend	Recent Yield*
#1	<a href="#">CGO.CA</a>	Q 2.50	3.19%
#2	<a href="#">QBR.B.CA</a>	Q 1.20	4.33%
#3	<a href="#">CJR.B.CA</a>	Q 0.24	4.72%
#4	<a href="#">Y.CA</a>	Q 0.60	4.37%
#5	<a href="#">RAY.A.CA</a>	Q 0.30	4.22%

\* (updated 7 hours, 15 minutes ago) Yield calculations vary and may not be reliable nor comparable. Not all publicly traded securities are ranked; data may be incorrect or out of date. Rankings are for informational purposes only and do not constitute investment advice. [Full disclaimer](#)

## SPOTLIGHT ON: CGO.CA — 3.2% YIELD

### Cogeco Inc



Cogeco is a holding corporation which operates in the communications and media sectors. Co.'s Cogeco Communications Inc. subsidiary provides residential and business customers with Internet, video and telephony services through its two-way broadband fibre networks, operating in Quebec and Ontario, Canada, under the Cogeco Connexion name, and in the U.S. under the Atlantic Broadband brand in various states. Co.'s Cogeco Media Inc. subsidiary owns and operates radio stations with complementary radio formats and coverage serving a range of audiences mainly across the province of Quebec, as well as Cogeco News, a news agency.

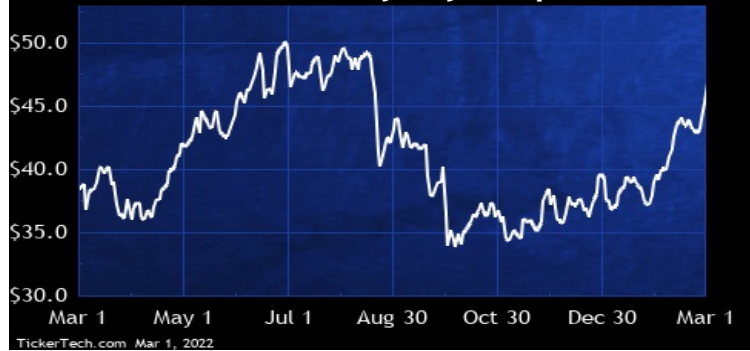
## METALS & MINING

DividendRank	Symbol	Dividend	Recent Yield*
#1	<a href="#">LIF.CA</a>	Q 4.60	9.82%
#2	<a href="#">BTO.CA</a>	Q 0.16	3.12%
#3	<a href="#">STLC.CA</a>	Q 1.20	3.08%
#4	<a href="#">LUN.CA</a>	Q 0.36	2.94%
#5	<a href="#">RUS.CA</a>	Q 1.52	4.84%
#6	<a href="#">WPM.CA</a>	Q 0.60	1.08%
#7	<a href="#">AEM.CA</a>	Q 1.80	2.81%
#8	<a href="#">DPM.CA</a>	Q 0.16	2.13%
#9	<a href="#">GCM.CA</a>	M 0.18	3.20%
#10	<a href="#">PAAS.CA</a>	Q 0.48	1.60%
#11	<a href="#">CG.CA</a>	Q 0.28	2.27%
#12	<a href="#">K.CA</a>	Q 0.12	1.90%
#13	<a href="#">JAG.CA</a>	Q 0.16	3.46%
#14	<a href="#">FNV.CA</a>	Q 1.28	0.69%
#15	<a href="#">AGI.CA</a>	Q 0.10	1.07%

\* (updated 7 hours, 15 minutes ago) Yield calculations vary and may not be reliable nor comparable. Not all publicly traded securities are ranked; data may be incorrect or out of date. Rankings are for informational purposes only and do not constitute investment advice. [Full disclaimer](#)

## SPOTLIGHT ON: LIF.CA – 9.8% YIELD

### Labrador Iron Ore Royalty Corp



Labrador Iron Ore Royalty, directly and through its wholly-owned subsidiary, Hollinger-Hanna Limited holds a 15.10% equity interest in Iron Ore Company of Canada that operates an iron mine near Labrador City, Newfoundland and Labrador on lands leased. Co. manages its business under a single operating segment, consisting of its investment in Iron Ore Company of Canada and its Iron Ore Company of Canada royalty of 7% and commission interests of C\$0.10 per tonne on sales of iron ore.

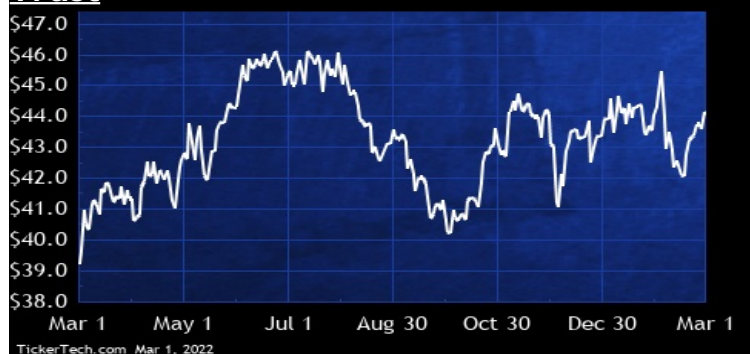
## REAL ESTATE

DividendRank	Symbol	Dividend	Recent Yield*
#1	<a href="#">AP.UN.CA</a>	M 1.75	3.97%
#2	<a href="#">AX.UN.CA</a>	M 0.60	4.62%
#3	<a href="#">BEI.UN.CA</a>	M 1.00	1.77%
#4	<a href="#">INO.UN.CA</a>	M 0.82	8.32%
#5	<a href="#">KMP.UN.CA</a>	M 0.70	3.28%
#6	<a href="#">FCR.UN.CA</a>	M 0.43	2.38%
#7	<a href="#">REI.UN.CA</a>	M 1.02	4.06%
#8	<a href="#">HR.UN.CA</a>	M 0.52	4.02%
#9	<a href="#">D.UN.CA</a>	M 1.00	3.83%
#10	<a href="#">IIP.UN.CA</a>	M 0.34	2.22%
#11	<a href="#">CHP.UN.CA</a>	M 0.74	5.10%
#12	<a href="#">MR.UN.CA</a>	M 0.48	6.91%
#13	<a href="#">NWH.UN.CA</a>	M 0.80	5.90%
#14	<a href="#">MRD.CA</a>	Q 0.48	3.23%
#15	<a href="#">CUF.UN.CA</a>	M 0.36	3.08%

\* (updated 7 hours, 15 minutes ago) Yield calculations vary and may not be reliable nor comparable. Not all publicly traded securities are ranked; data may be incorrect or out of date. Rankings are for informational purposes only and do not constitute investment advice. [Full disclaimer](#)

## SPOTLIGHT ON: AP.UN.CA – 4.0% YIELD

### Allied Properties Real Estate Investment Trust



Allied Properties Real Estate Investment is an unincorporated closed-end real estate investment trust. Co. is the owner operator of distinctive urban workspace in Canada's major cities and network-dense urban data centres in Toronto that form Canada's hub for global connectivity. Co.'s business is providing knowledge-based organizations with distinctive urban environments for creativity and connectivity.

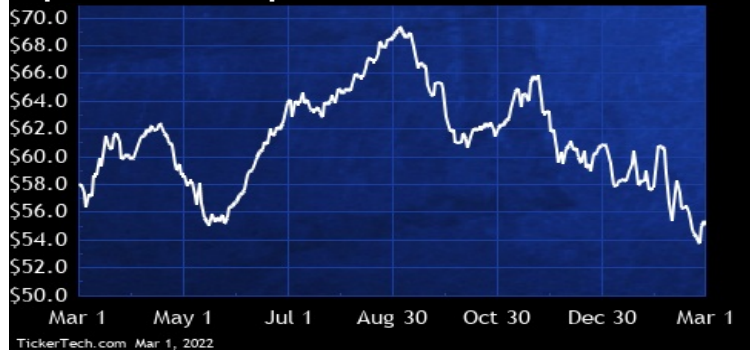
## TECHNOLOGY

DividendRank	Symbol	Dividend	Recent Yield*
#1	<a href="#">OTEX.CA</a>	Q 0.88	1.60%
#2	<a href="#">ONEX.CA</a>	Q 0.40	0.47%
#3	<a href="#">ENGH.CA</a>	Q 0.64	1.55%
#4	<a href="#">DND.CA</a>	Q 0.07	0.26%
#5	<a href="#">ABST.CA</a>	Q 0.32	2.80%
#6	<a href="#">SYZ.CA</a>	Q 0.50	5.12%
#7	<a href="#">HMM.A.CA</a>	S 0.04	1.03%
#8	<a href="#">TCS.CA</a>	Q 0.28	0.80%
#9	<a href="#">HPS.A.CA</a>	Q 0.34	2.78%
#10	<a href="#">CTO.CA</a>	S 0.03	2.10%

\* (updated 7 hours, 15 minutes ago) Yield calculations vary and may not be reliable nor comparable. Not all publicly traded securities are ranked; data may be incorrect or out of date. Rankings are for informational purposes only and do not constitute investment advice. [Full disclaimer](#)

## SPOTLIGHT ON: OTEX.CA — 1.6% YIELD

### Open Text Corp



Open Text is engaged in providing Information Management software solutions. Co.'s products are provided as software as a service, through off-cloud solutions, on the OpenText Cloud, on third-party public clouds or as a combination. Co.'s products and services include: Content Cloud, which connects content to the digital business to eliminate silos and provides secure and compliant remote access to both structured and unstructured data; Business Network Cloud, which provides a foundation for digital supply chains and secure e-commerce; and Security and Protection Cloud, which provides cybersecurity, data protection, digital forensic and endpoint security solutions.

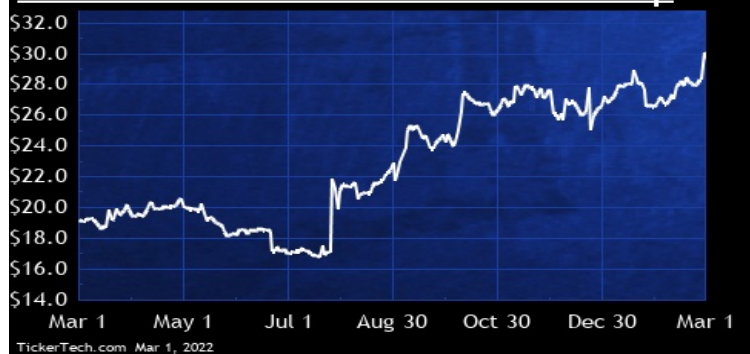
## TRANSPORTATION

DividendRank	Symbol	Dividend	Recent Yield*
#1	<a href="#">WTE.CA</a>	Q 1.00	3.37%
#2	<a href="#">CNR.CA</a>	Q 2.93	1.86%
#3	<a href="#">MTL.CA</a>	M 0.60	4.85%
#4	<a href="#">TFIL.CA</a>	Q 1.37	1.04%
#5	<a href="#">EIF.CA</a>	M 2.28	5.61%
#6	<a href="#">ALC.CA</a>	Q 0.68	3.89%
#7	<a href="#">CP.CA</a>	Q 0.76	0.85%
#8	<a href="#">AND.CA</a>	Q 0.20	0.44%
#9	<a href="#">CJT.CA</a>	Q 1.04	0.57%
#10	<a href="#">LGT.B.CA</a>	Q 0.43	0.97%
#11	<a href="#">QTRH.CA</a>	Q 0.05	2.25%

\* (updated 7 hours, 15 minutes ago) Yield calculations vary and may not be reliable nor comparable. Not all publicly traded securities are ranked; data may be incorrect or out of date. Rankings are for informational purposes only and do not constitute investment advice. [Full disclaimer](#)

## SPOTLIGHT ON: WTE.CA — 3.4% YIELD

### Westshore Terminals Investment Corp



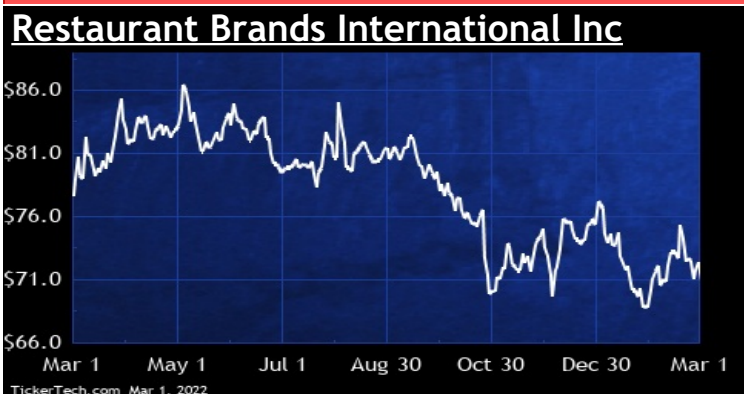
Westshore Terminals Investment owns all of the limited partnership units of Westshore Terminals Limited Partnership. Co. operates a coal storage and loading terminal at Roberts Bank, British Columbia.

## TRAVEL & ENTERTAINMENT

DividendRank	Symbol	Dividend	Recent Yield*
#1	<a href="#">QSR.CA</a>	Q 2.16	3.04%
#2	<a href="#">AW.UN.CA</a>	M 1.86	4.74%
#3	<a href="#">BPF.UN.CA</a>	M 1.02	6.32%
#4	<a href="#">PZA.CA</a>	M 0.78	6.21%
#5	<a href="#">KEG.UN.CA</a>	M 1.14	7.44%
#6	<a href="#">SRV.UN.CA</a>	M 1.08	8.50%
#7	<a href="#">MTY.CA</a>	Q 0.84	1.64%
#8	<a href="#">PBL.CA</a>	Q 0.16	0.46%

\* (updated 7 hours, 15 minutes ago) Yield calculations vary and may not be reliable nor comparable. Not all publicly traded securities are ranked; data may be incorrect or out of date. Rankings are for informational purposes only and do not constitute investment advice. [Full disclaimer](#)

## SPOTLIGHT ON: QSR.CA – 3.0% YIELD



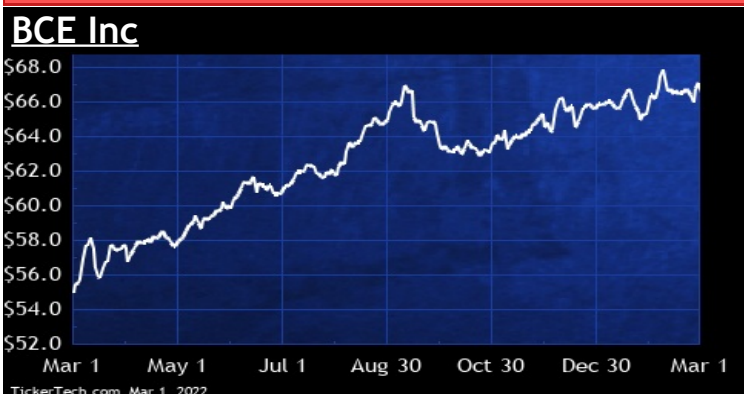
Restaurant Brands International is a holding company. Through its subsidiaries, Co. is engaged as a quick service restaurant company. Co.'s Tim Hortons®, Burger King® and Popeyes® brands have similar franchise business models with complementary daypart mixes and product platforms. Under the Tim Hortons brand, Co. operates in the donut/coffee/tea category of the quick service segment of the restaurant industry. Under the Burger King brand, Co. operates in the fast food hamburger restaurant category of the quick service segment of the restaurant industry. Under the Popeyes brand, Co. operates in the chicken category of the quick service segment of the restaurant industry.

## UTILITIES

DividendRank	Symbol	Dividend	Recent Yield*
#1	<a href="#">BCE.CA</a>	Q 3.68	5.53%
#2	<a href="#">EMA.CA</a>	Q 2.65	4.47%
#3	<a href="#">FTS.CA</a>	Q 2.14	3.68%
#4	<a href="#">T.CA</a>	Q 1.31	4.09%
#5	<a href="#">H.CA</a>	Q 1.07	3.40%
#6	<a href="#">CU.CA</a>	Q 1.78	5.03%
#7	<a href="#">CCA.CA</a>	Q 2.82	2.79%
#8	<a href="#">AQN.CA</a>	Q 0.85	4.63%
#9	<a href="#">RNW.CA</a>	M 0.94	5.39%
#10	<a href="#">BEPC.CA</a>	Q 1.28	2.69%
#11	<a href="#">TPZ.CA</a>	Q 0.96	4.83%
#12	<a href="#">NPI.CA</a>	M 1.20	2.98%
#13	<a href="#">ACO.X.CA</a>	Q 1.85	4.44%
#14	<a href="#">SPB.CA</a>	M 0.72	6.30%
#15	<a href="#">ALA.CA</a>	Q 1.06	3.80%

\* (updated 7 hours, 15 minutes ago) Yield calculations vary and may not be reliable nor comparable. Not all publicly traded securities are ranked; data may be incorrect or out of date. Rankings are for informational purposes only and do not constitute investment advice. [Full disclaimer](#)

## SPOTLIGHT ON: BCE.CA – 5.5% YIELD



BCE is a telecommunications and media company providing wireless, wireline, Internet and television (TV) services to residential, business and wholesale customers. Co. reports in three segments: Bell Wireless, Bell Wireline and Bell Media. Bell Wireless provides wireless voice and data communications products. Bell Wireline provides data, including Internet access and Internet protocol television, local telephone, long distance, as well as other communications services and products. Bell Media provides conventional TV, other TV, pay TV, streaming services, digital media services, radio broadcasting services and out-of-home advertising services to customers nationally across Canada.



 **Canada Stock Channel**

*"Educating U.S. Investors About Canadian Stocks"*