

## **May, 2022 – DividendRank Report**

<http://www.canadastockchannel.com/>

History has shown that the bulk of the stock market's returns are delivered by dividends. Only consistently profitable companies can afford to keep paying dividends, so profitability is of critical importance. And investors shouldn't pay too expensive a price to buy a stock, even if the company itself is strong. So therefore, dividend investors should be most interested in researching the strongest most profitable companies, that also happen to be trading at an attractive valuation.

Each month, Canada Stock Channel screens through our coverage universe of dividend paying Canadian stocks, to look at a variety of data – dividend history & yield, book value, quarterly earnings – and compare it to the stock's trading data to come up with certain calculations about profitability and about the stock's valuation (whether we think it looks "cheap" or "expensive"). Our proprietary DividendRank formula ranks stocks within the following 18 sectors/categories, to identify the top most "interesting" ideas that merit further research.

**Business Services & Equipment**

**Construction**

**Consumer Goods**

**Consumer Services**

**Energy**

**ETFs & CEFs**

**Financial**

**Healthcare**

**Industrial**

**Manufacturing**

**Materials**

**Media**

**Metals & Mining**

**Real Estate**

**Technology**

**Transportation**

**Travel & Entertainment**

**Utilities**

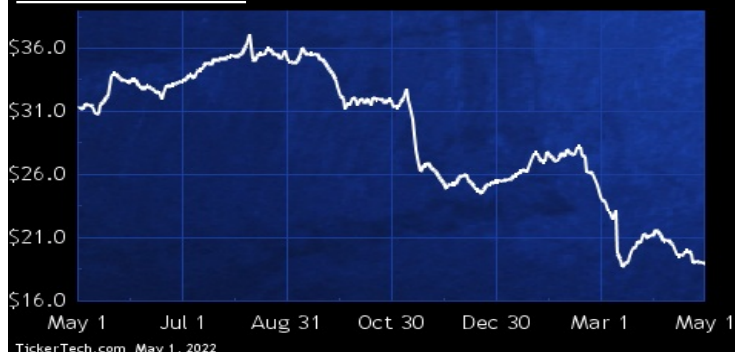
## BUSINESS SERVICES & EQUIPMENT

DividendRank	Symbol	Dividend	Recent Yield*
#1	<a href="#">LWRK.CA</a>	M 0.78	4.08%
#2	<a href="#">RBA.CA</a>	Q 1.00	1.39%
#3	<a href="#">TRI.CA</a>	Q 2.28	1.73%
#4	<a href="#">KBL.CA</a>	M 1.20	3.79%
#5	<a href="#">DXT.CA</a>	Q 0.35	4.82%
#6	<a href="#">STN.CA</a>	Q 0.72	1.21%
#7	<a href="#">WJX.CA</a>	Q 1.00	5.11%
#8	<a href="#">CGY.CA</a>	Q 1.12	1.60%
#9	<a href="#">BYD.CA</a>	Q 0.58	0.36%
#10	<a href="#">BDI.CA</a>	Q 0.06	1.34%

\* (updated Friday, April 29, 2:09 AM) Yield calculations vary and may not be reliable nor comparable. Not all publicly traded securities are ranked; data may be incorrect or out of date. Rankings are for informational purposes only and do not constitute investment advice. [Full disclaimer](#)

## SPOTLIGHT ON: LWRK.CA – 4.1% YIELD

### Lifeworks Inc



Lifeworks, its subsidiaries, and joint ventures provide an integrated approach to employee well-being through its cloud-based platform. Co. provides services in employee and family assistance, health and wellness, recognition, pension and benefits administration, retirement consulting, actuarial and investment services.

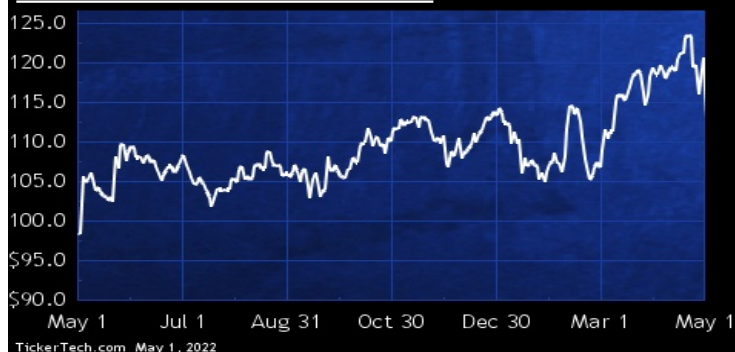
## CONSTRUCTION

DividendRank	Symbol	Dividend	Recent Yield*
#1	<a href="#">TIH.CA</a>	Q 1.56	1.29%
#2	<a href="#">ARE.CA</a>	Q 0.74	4.85%
#3	<a href="#">BDT.CA</a>	M 0.39	4.47%
#4	<a href="#">BDGI.CA</a>	Q 0.66	2.22%
#5	<a href="#">WSP.CA</a>	Q 1.50	0.98%
#6	<a href="#">NFI.CA</a>	Q 0.21	1.53%
#7	<a href="#">SNC.CA</a>	Q 0.08	0.28%

\* (updated Friday, April 29, 2:09 AM) Yield calculations vary and may not be reliable nor comparable. Not all publicly traded securities are ranked; data may be incorrect or out of date. Rankings are for informational purposes only and do not constitute investment advice. [Full disclaimer](#)

## SPOTLIGHT ON: TIH.CA – 1.3% YIELD

### Toromont Industries Ltd



Toromont Industries operates through two business segments: the Equipment Group and CIMCO. The Equipment Group includes rental operations, a material handling business and an agricultural equipment business. CIMCO is engaged in the design, engineering, fabrication and installation of industrial and recreational refrigeration systems.

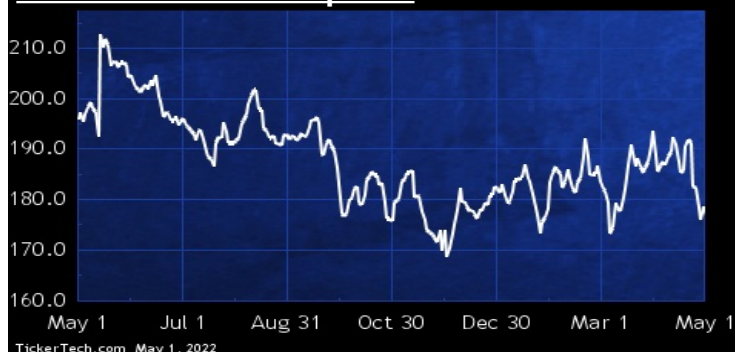
## CONSUMER GOODS

DividendRank	Symbol	Dividend	Recent Yield*
#1	<a href="#">CTC.A.CA</a>	Q 5.20	2.91%
#2	<a href="#">LNF.CA</a>	Q 0.64	3.25%
#3	<a href="#">PBH.CA</a>	Q 2.80	2.67%
#4	<a href="#">NWC.CA</a>	Q 1.48	4.11%
#5	<a href="#">GDL.CA</a>	S 0.80	6.45%
#6	<a href="#">MRU.CA</a>	Q 1.10	1.56%
#7	<a href="#">CTC.CA</a>	Q 5.20	1.39%
#8	<a href="#">L.CA</a>	Q 1.46	1.23%
#9	<a href="#">WN.CA</a>	Q 2.40	1.50%
#10	<a href="#">ZZZ.CA</a>	Q 0.78	3.10%
#11	<a href="#">QSP.UN.CA</a>	Q 2.16	2.90%
#12	<a href="#">MFI.CA</a>	Q 0.80	2.85%
#13	<a href="#">SAP.CA</a>	Q 0.72	2.60%
#14	<a href="#">ADW.A.CA</a>	Q 0.25	3.59%
#15	<a href="#">JWEL.CA</a>	Q 0.60	1.80%

\* (updated Friday, April 29, 2:09 AM) Yield calculations vary and may not be reliable nor comparable. Not all publicly traded securities are ranked; data may be incorrect or out of date. Rankings are for informational purposes only and do not constitute investment advice. [Full disclaimer](#)

## SPOTLIGHT ON: CTC.A.CA – 2.9% YIELD

### Canadian Tire Corp Ltd



Canadian Tire operates through three segments: Retail, Financial Services, and CT REIT. The Retail segment includes Canadian Tire, SportChek, Mark's, PartSource, Petroleum, Helly Hansen and Party City. It also includes the Consumer Brands division which supports the retail banners in the development and acquisition of owned brands and products. The Financial Services segment provides financial and other products and services, including Triangle-branded consumer credit cards, in-store financing, insurance products, and retail and broker deposits. The CT REIT segment comprises CT REIT which owns, develops and leases income-producing real estate properties across Canada.

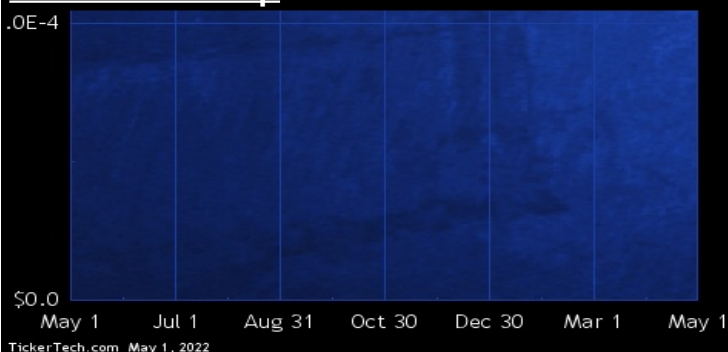
## CONSUMER SERVICES

DividendRank	Symbol	Dividend	Recent Yield*
#1	<a href="#">PLC.CA</a>	Q 0.46	1.34%

\* (updated Friday, April 29, 2:09 AM) Yield calculations vary and may not be reliable nor comparable. Not all publicly traded securities are ranked; data may be incorrect or out of date. Rankings are for informational purposes only and do not constitute investment advice. [Full disclaimer](#)

## SPOTLIGHT ON: PLC.CA – 1.3% YIELD

### Park Lawn Corp



Park Lawn is an unincorporated open-ended limited purpose trust company. Co., through its subsidiaries, Park Lawn Limited Partnership and Park Lawn Management Services Inc., owns and operates six cemeteries in the Greater Toronto Area. These cemeteries are: Park Lawn Cemetery, Riverside Cemetery & Crematorium, Sanctuary Park Cemetery, Westminster Cemetery, Crematorium & Mausoleum, Forest Lawn Crematorium & Mausoleum, and Hillcrest Cemetery. The cemeteries and crematoria offer products and services associated with cremation, burial rights and services. Co., through its subsidiary, Bloorpark Developments Inc., also develops the Kingsway Condominium project on Bloor Street West.

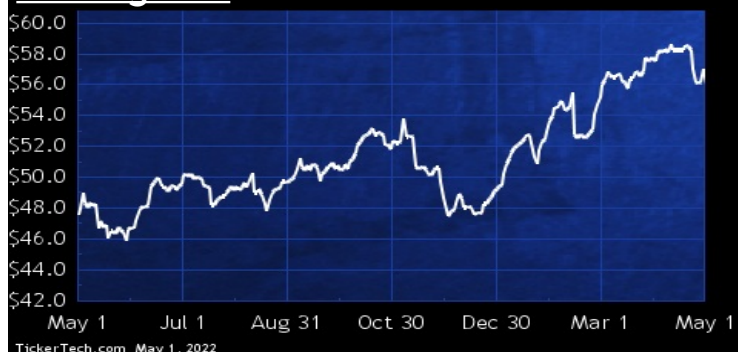
## ENERGY

DividendRank	Symbol	Dividend	Recent Yield*
#1	<a href="#">ENB.CA</a>	Q 3.44	6.02%
#2	<a href="#">TRP.CA</a>	Q 3.60	5.02%
#3	<a href="#">CNQ.CA</a>	Q 3.00	3.74%
#4	<a href="#">SU.CA</a>	Q 1.68	3.56%
#5	<a href="#">FRU.CA</a>	M 0.96	6.33%
#6	<a href="#">GEI.CA</a>	Q 1.48	5.92%
#7	<a href="#">PEY.CA</a>	M 0.60	4.52%
#8	<a href="#">KEY.CA</a>	M 1.92	5.95%
#9	<a href="#">WCP.CA</a>	M 0.36	3.31%
#10	<a href="#">TOU.CA</a>	Q 0.80	1.23%
#11	<a href="#">ARX.CA</a>	Q 0.40	2.27%
#12	<a href="#">IMO.CA</a>	Q 1.36	2.12%
#13	<a href="#">PPL.CA</a>	M 2.52	5.11%
#14	<a href="#">PSK.CA</a>	Q 0.48	2.70%
#15	<a href="#">CPG.CA</a>	Q 0.18	1.97%

\* (updated Friday, April 29, 2:09 AM) Yield calculations vary and may not be reliable nor comparable. Not all publicly traded securities are ranked; data may be incorrect or out of date. Rankings are for informational purposes only and do not constitute investment advice. [Full disclaimer](#)

## SPOTLIGHT ON: ENB.CA – 6.0% YIELD

### Enbridge Inc



Enbridge is an energy transportation and distribution company. Co. conducts its business through five business segments: Liquids Pipelines, which consists of pipelines and related terminals in that transport various grades of crude oil and other liquid hydrocarbons; Gas Transmission and Midstream, which consists of investments in natural gas pipelines and gathering and processing facilities; Gas Distribution and Storage, which consists of Co.'s natural gas utility operations; Renewable Power Generation, which consists primarily of investments in wind and solar power generating assets; and Energy Services, which undertake physical commodity marketing activity and logistical services.

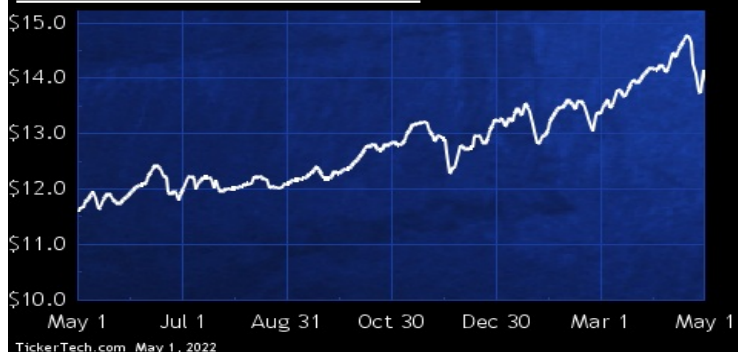
## ETFs & CEFS

DividendRank	Symbol	Dividend	Recent Yield*
#1	<a href="#">EIT.UN.CA</a>	M 1.20	8.47%
#2	<a href="#">ZWB.CA</a>	M 1.32	6.42%
#3	<a href="#">ZPR.CA</a>	M 0.54	5.21%
#4	<a href="#">HPR.CA</a>	M 0.43	5.03%
#5	<a href="#">ZAG.CA</a>	M 0.48	3.41%
#6	<a href="#">ZIC.CA</a>	M 0.66	3.92%
#7	<a href="#">ZWH.CA</a>	M 1.32	5.93%
#8	<a href="#">ZEA.CA</a>	Q 0.52	2.76%
#9	<a href="#">VCN.CA</a>	Q 1.28	3.00%
#10	<a href="#">ZWE.CA</a>	M 1.32	6.84%
#11	<a href="#">ZMU.CA</a>	M 0.54	4.06%
#12	<a href="#">ZCN.CA</a>	Q 0.84	2.96%
#13	<a href="#">TXF.CA</a>	Q 2.38	13.27%
#14	<a href="#">VAB.CA</a>	M 0.60	2.60%
#15	<a href="#">XCB.CA</a>	M 0.66	3.40%

\* (updated Friday, April 29, 2:09 AM) Yield calculations vary and may not be reliable nor comparable. Not all publicly traded securities are ranked; data may be incorrect or out of date. Rankings are for informational purposes only and do not constitute investment advice. [Full disclaimer](#)

## SPOTLIGHT ON: EIT.UN.CA – 8.5% YIELD

### Canoe EIT Income Fund



Canoe EIT Income Fund is a closed-end investment trust. The Trust's investment objectives are to maximize monthly distributions relative to risk and maximize net asset value, while maintaining and expanding a diversified investment portfolio, primarily through acquiring, investing, holding, transferring, disposing of or otherwise dealing with or in equity and debt securities of royalty and income trusts, corporations, partnerships, or other issuers and such other investments as the Manager may determine in its sole discretion from time to time. As of Dec 31 2009, total fair value of the Trust's investment portfolio was C\$1,661,584,000.

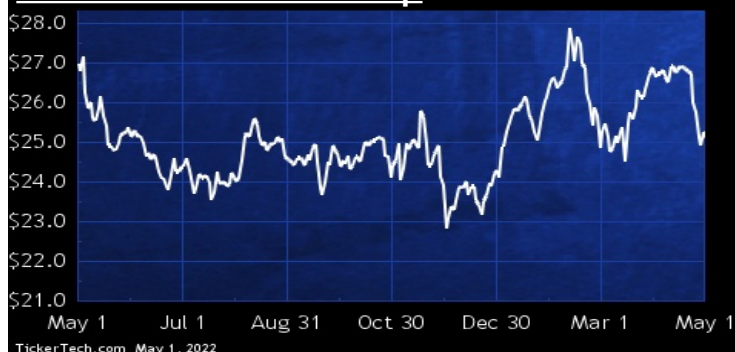
## FINANCIAL

DividendRank	Symbol	Dividend	Recent Yield*
#1	<a href="#">MFC.CA</a>	Q 1.32	5.22%
#2	<a href="#">ELF.CA</a>	Q 10.00	1.15%
#3	<a href="#">POW.CA</a>	Q 1.98	5.23%
#4	<a href="#">CWB.CA</a>	Q 1.20	3.67%
#5	<a href="#">BNS.CA</a>	Q 4.00	4.87%
#6	<a href="#">RY.CA</a>	Q 4.80	3.65%
#7	<a href="#">BMO.CA</a>	Q 5.32	3.81%
#8	<a href="#">IAG.CA</a>	Q 2.50	3.68%
#9	<a href="#">GWO.CA</a>	Q 1.96	5.52%
#10	<a href="#">NA.CA</a>	Q 3.48	3.84%
#11	<a href="#">CM.CA</a>	Q 6.44	4.49%
#12	<a href="#">SLF.CA</a>	Q 2.64	4.08%
#13	<a href="#">TD.CA</a>	Q 3.56	3.80%
#14	<a href="#">FN.CA</a>	M 2.35	6.38%
#15	<a href="#">LBS.CA</a>	Q 1.76	4.51%

\* (updated Friday, April 29, 2:09 AM) Yield calculations vary and may not be reliable nor comparable. Not all publicly traded securities are ranked; data may be incorrect or out of date. Rankings are for informational purposes only and do not constitute investment advice. [Full disclaimer](#)

## SPOTLIGHT ON: MFC.CA – 5.2% YIELD

### Manulife Financial Corp



Manulife Financial is a holding company. Through its subsidiaries, Co. is a life insurance company. Co.'s four operating segments are: Asia, which includes a range of health, protection, savings, medical, term and whole life products; Canada, which provides life, health, disability and specialty products, such as mortgage creditor and travel insurance; U.S., which provides a range of life insurance products, insurance-based wealth accumulation products, and has an in-force long-term care insurance business and an in-force annuity business; and Global Wealth and Asset Management, which provides investment advice and solutions to retirement, retail and institutional clients.

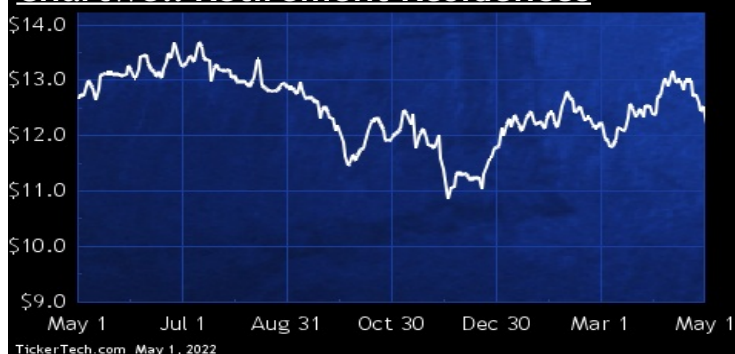
## HEALTHCARE

DividendRank	Symbol	Dividend	Recent Yield*
#1	<a href="#">CSH.UN.CA</a>	M 0.61	4.88%
#2	<a href="#">SIA.CA</a>	M 0.94	6.56%
#3	<a href="#">EXE.CA</a>	M 0.48	6.51%
#4	<a href="#">DR.CA</a>	Q 0.32	3.21%
#5	<a href="#">HLS.CA</a>	Q 0.20	1.44%

\* (updated Friday, April 29, 2:09 AM) Yield calculations vary and may not be reliable nor comparable. Not all publicly traded securities are ranked; data may be incorrect or out of date. Rankings are for informational purposes only and do not constitute investment advice. [Full disclaimer](#)

## SPOTLIGHT ON: CSH.UN.CA – 4.9% YIELD

### Chartwell Retirement Residences



Chartwell Retirement Residences is an open-ended real estate trust. Co. indirectly owns and operates a portfolio of seniors housing communities across the continuum of care, all of which are located in Canada. Co.'s portfolio includes: independent living, which consists of suites/townhouses/bungalows/apartments with availability of providing meals and dining, housekeeping and laundry services without personal care services or personal assistance available; and independent supportive living, which consists of suites/ townhouses/ bungalows/ apartments with dining, housekeeping and laundry services with personal assistance services available.

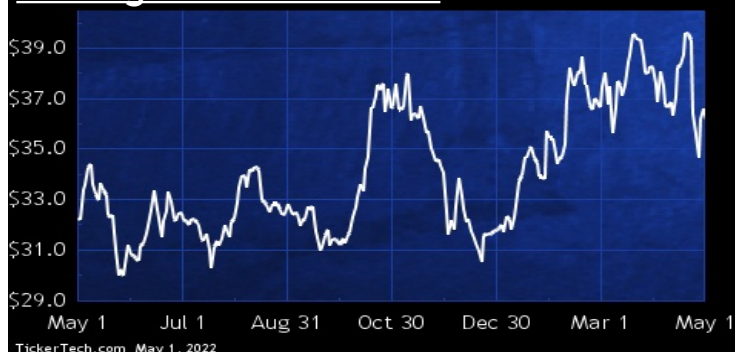
## INDUSTRIAL

DividendRank	Symbol	Dividend	Recent Yield*
#1	<a href="#">FTT.CA</a>	Q 0.90	2.46%
#2	<a href="#">RCH.CA</a>	Q 0.52	1.42%
#3	<a href="#">SIS.CA</a>	M 0.50	3.15%
#4	<a href="#">CHE.UN.CA</a>	M 0.60	7.78%
#5	<a href="#">MX.CA</a>	Q 0.58	0.89%
#6	<a href="#">MAL.CA</a>	Q 0.42	4.41%
#7	<a href="#">DBM.CA</a>	Q 0.56	7.70%
#8	<a href="#">NEO.CA</a>	Q 0.40	3.06%
#9	<a href="#">AFN.CA</a>	Q 0.60	1.49%

\* (updated Friday, April 29, 2:09 AM) Yield calculations vary and may not be reliable nor comparable. Not all publicly traded securities are ranked; data may be incorrect or out of date. Rankings are for informational purposes only and do not constitute investment advice. [Full disclaimer](#)

## SPOTLIGHT ON: FTT.CA – 2.5% YIELD

### Finning International Inc



Finning International is engaged in the selling of heavy equipment and power and energy systems, rental of equipment, and providing product support including sales of parts and servicing of equipment. Co.'s segments are: Canadian operations, which include dealership territories comprising British Columbia, Alberta, Saskatchewan, Yukon, the Northwest Territories, and portions of Nunavut and mobile on-site refuelling services in the Canada and in Texas, United States; South American operations, which include Chile, Argentina, and Bolivia; and United Kingdom and Ireland operations, which include England, Scotland, Wales, Northern Ireland, and the Republic of Ireland.

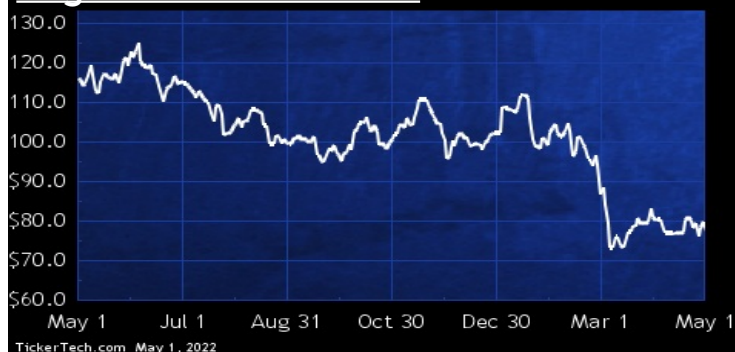
## MANUFACTURING

DividendRank	Symbol	Dividend	Recent Yield*
#1	<a href="#">MG.CA</a>	Q 2.29	2.87%
#2	<a href="#">LNR.CA</a>	Q 0.80	1.55%
#3	<a href="#">ET.CA</a>	Q 0.72	5.08%
#4	<a href="#">XTC.CA</a>	Q 0.42	4.74%
#5	<a href="#">GIL.CA</a>	Q 0.86	1.93%
#6	<a href="#">MRE.CA</a>	Q 0.20	2.60%
#7	<a href="#">ABCT.CA</a>	Q 0.15	2.44%
#8	<a href="#">CMI.CA</a>	Q 0.05	2.63%
#9	<a href="#">VCM.CA</a>	Q 0.22	1.33%

\* (updated Friday, April 29, 2:09 AM) Yield calculations vary and may not be reliable nor comparable. Not all publicly traded securities are ranked; data may be incorrect or out of date. Rankings are for informational purposes only and do not constitute investment advice. [Full disclaimer](#)

## SPOTLIGHT ON: MG.CA – 2.9% YIELD

### Magna International Inc



Magna International is an automotive supplier that has vehicle engineering and contract manufacturing capabilities, as well as product capabilities which include body, chassis, exterior, seating, powertrain, active driver assistance, electronics, mechatronics, mirrors, lighting and roof systems. Co. also has electronic and software capabilities across many of these areas. Co. is organized under four operating segments: Body Exteriors & Structures, Power & Vision, Seating Systems and Complete Vehicles

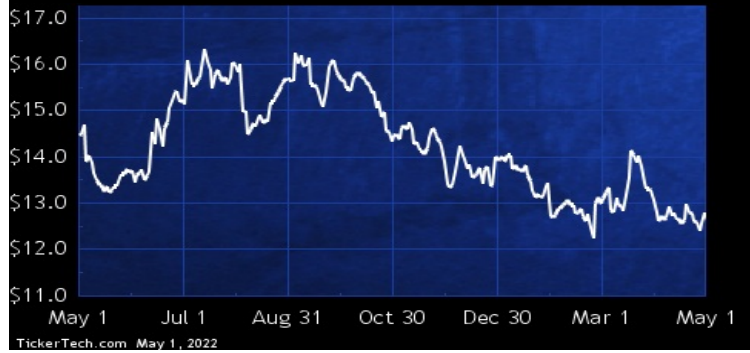
## MATERIALS

DividendRank	Symbol	Dividend	Recent Yield*
#1	<a href="#">CAS.CA</a>	Q 0.48	3.75%
#2	<a href="#">TCL.A.CA</a>	Q 0.90	5.53%
#3	<a href="#">HDI.CA</a>	Q 0.48	1.45%
#4	<a href="#">ITP.CA</a>	Q 0.68	1.71%
#5	<a href="#">WFG.CA</a>	Q 1.26	1.10%
#6	<a href="#">ADN.CA</a>	Q 1.16	6.17%
#7	<a href="#">NTR.CA</a>	Q 2.40	1.85%
#8	<a href="#">BOS.CA</a>	Q 0.40	1.27%
#9	<a href="#">SJ.CA</a>	Q 0.80	2.22%
#10	<a href="#">CCL.B.CA</a>	Q 0.96	1.68%
#11	<a href="#">WEF.CA</a>	Q 0.04	1.90%
#12	<a href="#">WPK.CA</a>	Q 0.12	0.28%
#13	<a href="#">KPT.CA</a>	Q 0.72	6.47%
#14	<a href="#">WBE.CA</a>	Q 0.02	6.90%
#15	<a href="#">SXP.CA</a>	Q 0.10	2.98%

\* (updated Friday, April 29, 2:09 AM) Yield calculations vary and may not be reliable nor comparable. Not all publicly traded securities are ranked; data may be incorrect or out of date. Rankings are for informational purposes only and do not constitute investment advice. [Full disclaimer](#)

## SPOTLIGHT ON: CAS.CA — 3.8% YIELD

### Cascades Inc



Cascades is a paper and packaging company that produces, converts and sells packaging and tissue products composed primarily of recycled fibres. Co. operates through four business segments: Containerboard; Boxboard Europe; and Specialty Products (which constitutes Co.'s Packaging Products); and Tissue Papers.

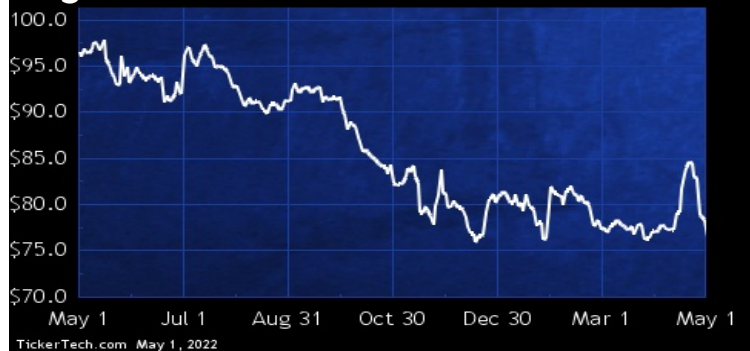
## MEDIA

DividendRank	Symbol	Dividend	Recent Yield*
#1	<a href="#">CGO.CA</a>	Q 2.50	3.19%
#2	<a href="#">CJR.B.CA</a>	Q 0.24	5.62%
#3	<a href="#">QBR.B.CA</a>	Q 1.20	3.85%
#4	<a href="#">RAY.A.CA</a>	Q 0.30	4.60%
#5	<a href="#">Y.CA</a>	Q 0.60	4.31%

\* (updated Friday, April 29, 2:09 AM) Yield calculations vary and may not be reliable nor comparable. Not all publicly traded securities are ranked; data may be incorrect or out of date. Rankings are for informational purposes only and do not constitute investment advice. [Full disclaimer](#)

## SPOTLIGHT ON: CGO.CA — 3.2% YIELD

### Cogeco Inc



Cogeco is a holding corporation which operates in the communications and media sectors. Co.'s Cogeco Communications Inc. subsidiary provides residential and business customers with Internet, video and telephony services through its two-way broadband fibre networks, operating in Quebec and Ontario, Canada, under the Cogeco Connexion name, and in the U.S. under the Atlantic Broadband brand in various states. Co.'s Cogeco Media Inc. subsidiary owns and operates radio stations with complementary radio formats and coverage serving a range of audiences mainly across the province of Quebec, as well as Cogeco News, a news agency.

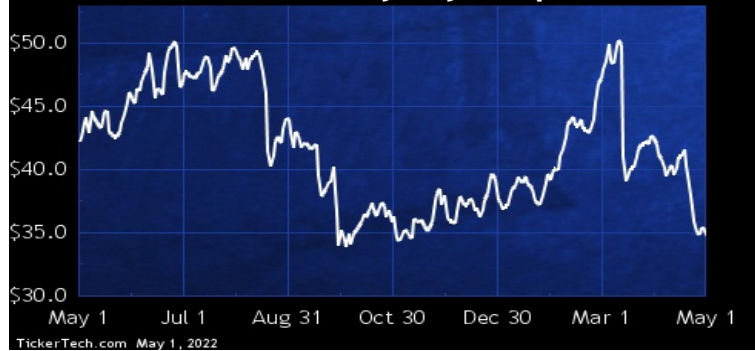
## METALS & MINING

DividendRank	Symbol	Dividend	Recent Yield*
#1	<a href="#">LIF.CA</a>	Q 2.00	5.67%
#2	<a href="#">LUN.CA</a>	Q 0.36	3.04%
#3	<a href="#">CG.CA</a>	Q 0.28	2.37%
#4	<a href="#">WPM.CA</a>	Q 0.60	1.03%
#5	<a href="#">STLC.CA</a>	Q 1.20	2.48%
#6	<a href="#">BTO.CA</a>	Q 0.16	2.91%
#7	<a href="#">AEM.CA</a>	Q 1.60	2.24%
#8	<a href="#">GCM.CA</a>	M 0.18	3.32%
#9	<a href="#">RUS.CA</a>	Q 1.52	4.45%
#10	<a href="#">DPM.CA</a>	Q 0.20	2.73%
#11	<a href="#">PAAS.CA</a>	Q 0.48	1.49%
#12	<a href="#">K.CA</a>	Q 0.12	1.83%
#13	<a href="#">DRX.CA</a>	S 0.02	1.21%
#14	<a href="#">CEE.CA</a>	S 0.10	6.94%
#15	<a href="#">ALS.CA</a>	Q 0.28	1.28%

\* (updated Friday, April 29, 2:09 AM) Yield calculations vary and may not be reliable nor comparable. Not all publicly traded securities are ranked; data may be incorrect or out of date. Rankings are for informational purposes only and do not constitute investment advice. [Full disclaimer](#)

## SPOTLIGHT ON: LIF.CA – 5.7% YIELD

### Labrador Iron Ore Royalty Corp



Labrador Iron Ore Royalty, directly and through its wholly-owned subsidiary, Hollinger-Hanna Limited holds a 15.10% equity interest in Iron Ore Company of Canada that operates an iron mine near Labrador City, Newfoundland and Labrador on lands leased. Co. manages its business under a single operating segment, consisting of its investment in Iron Ore Company of Canada and its Iron Ore Company of Canada royalty of 7% and commission interests of C\$0.10 per tonne on sales of iron ore.

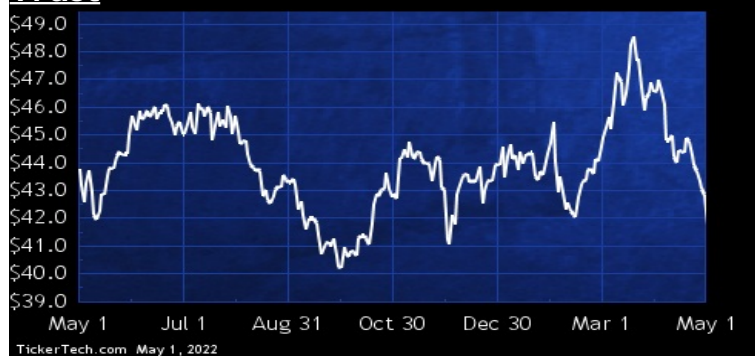
## REAL ESTATE

DividendRank	Symbol	Dividend	Recent Yield*
#1	<a href="#">AP.UN.CA</a>	M 1.75	4.08%
#2	<a href="#">AX.UN.CA</a>	M 0.60	4.50%
#3	<a href="#">CAR.UN.CA</a>	M 1.45	2.80%
#4	<a href="#">HR.UN.CA</a>	M 0.52	3.97%
#5	<a href="#">BEI.UN.CA</a>	M 1.08	1.87%
#6	<a href="#">SRU.UN.CA</a>	M 1.85	5.78%
#7	<a href="#">D.UN.CA</a>	M 1.00	3.77%
#8	<a href="#">INO.UN.CA</a>	M 0.82	9.79%
#9	<a href="#">CHP.UN.CA</a>	M 0.74	4.79%
#10	<a href="#">SMU.UN.CA</a>	M 0.56	2.62%
#11	<a href="#">REI.UN.CA</a>	M 1.02	4.16%
#12	<a href="#">FCR.UN.CA</a>	M 0.43	2.48%
#13	<a href="#">NWH.UN.CA</a>	M 0.80	5.96%
#14	<a href="#">DIR.UN.CA</a>	M 0.70	4.41%
#15	<a href="#">KMP.UN.CA</a>	M 0.70	3.35%

\* (updated Friday, April 29, 2:09 AM) Yield calculations vary and may not be reliable nor comparable. Not all publicly traded securities are ranked; data may be incorrect or out of date. Rankings are for informational purposes only and do not constitute investment advice. [Full disclaimer](#)

## SPOTLIGHT ON: AP.UN.CA – 4.1% YIELD

### Allied Properties Real Estate Investment Trust



Allied Properties Real Estate Investment is an unincorporated closed-end real estate investment trust. Co. is the owner operator of distinctive urban workspace in Canada's major cities and network-dense urban data centres in Toronto that form Canada's hub for global connectivity. Co.'s business is providing knowledge-based organizations with distinctive urban environments for creativity and connectivity.

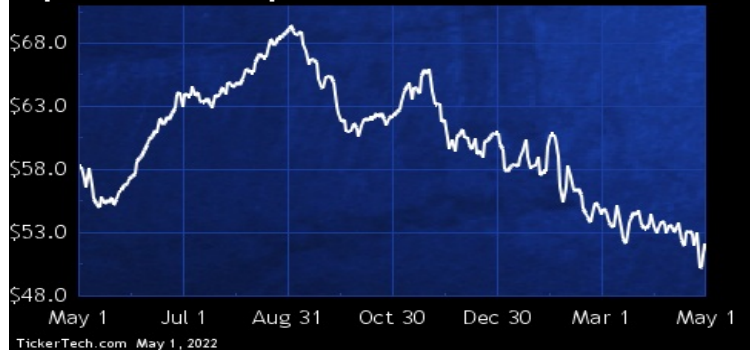
## TECHNOLOGY

DividendRank	Symbol	Dividend	Recent Yield*
#1	<a href="#">OTEX.CA</a>	Q 1.13	2.16%
#2	<a href="#">ONEX.CA</a>	Q 0.40	0.51%
#3	<a href="#">ENGH.CA</a>	Q 0.74	2.04%
#4	<a href="#">TCS.CA</a>	Q 0.28	1.02%
#5	<a href="#">ABST.CA</a>	Q 0.32	3.16%
#6	<a href="#">DND.CA</a>	Q 0.07	0.34%
#7	<a href="#">HMM.A.CA</a>	S 0.06	1.53%
#8	<a href="#">SYZ.CA</a>	Q 0.50	5.84%
#9	<a href="#">HPS.A.CA</a>	Q 0.34	2.74%
#10	<a href="#">CTO.CA</a>	S 0.03	2.07%

\* (updated Friday, April 29, 2:09 AM) Yield calculations vary and may not be reliable nor comparable. Not all publicly traded securities are ranked; data may be incorrect or out of date. Rankings are for informational purposes only and do not constitute investment advice. [Full disclaimer](#)

## SPOTLIGHT ON: OTEX.CA – 2.2% YIELD

### Open Text Corp



Open Text is engaged in providing Information Management software solutions. Co.'s products are provided as software as a service, through off-cloud solutions, on the OpenText Cloud, on third-party public clouds or as a combination. Co.'s products and services include: Content Cloud, which connects content to the digital business to eliminate silos and provides secure and compliant remote access to both structured and unstructured data; Business Network Cloud, which provides a foundation for digital supply chains and secure e-commerce; and Security and Protection Cloud, which provides cybersecurity, data protection, digital forensic and endpoint security solutions.

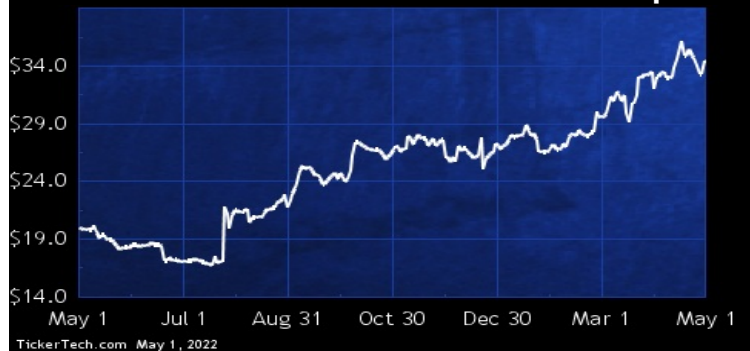
## TRANSPORTATION

DividendRank	Symbol	Dividend	Recent Yield*
#1	<a href="#">WTE.CA</a>	Q 1.20	3.47%
#2	<a href="#">EIF.CA</a>	M 2.28	5.45%
#3	<a href="#">CNR.CA</a>	Q 2.93	1.89%
#4	<a href="#">MTL.CA</a>	M 0.60	4.77%
#5	<a href="#">TFII.CA</a>	Q 1.35	1.26%
#6	<a href="#">ALC.CA</a>	Q 0.68	3.95%
#7	<a href="#">CP.CA</a>	Q 0.76	0.79%
#8	<a href="#">LGT.B.CA</a>	Q 0.43	1.03%
#9	<a href="#">CJT.CA</a>	Q 1.04	0.67%
#10	<a href="#">AND.CA</a>	Q 0.24	0.53%
#11	<a href="#">QTRH.CA</a>	Q 0.05	2.25%

\* (updated Friday, April 29, 2:09 AM) Yield calculations vary and may not be reliable nor comparable. Not all publicly traded securities are ranked; data may be incorrect or out of date. Rankings are for informational purposes only and do not constitute investment advice. [Full disclaimer](#)

## SPOTLIGHT ON: WTE.CA – 3.5% YIELD

### Westshore Terminals Investment Corp



Westshore Terminals Investment owns all of the limited partnership units of Westshore Terminals Limited Partnership. Co. operates a coal storage and loading terminal at Roberts Bank, British Columbia.

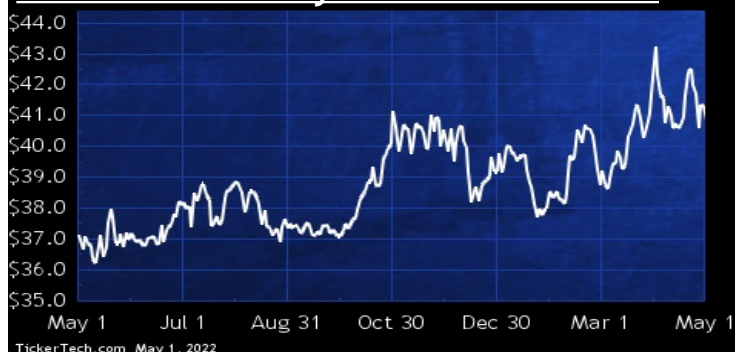
## TRAVEL & ENTERTAINMENT

DividendRank	Symbol	Dividend	Recent Yield*
#1	<a href="#">AW.UN.CA</a>	M 1.86	4.50%
#2	<a href="#">BPF.UN.CA</a>	M 1.02	6.20%
#3	<a href="#">KEG.UN.CA</a>	M 1.14	7.23%
#4	<a href="#">PZA.CA</a>	M 0.78	5.69%
#5	<a href="#">QSR.CA</a>	Q 2.16	2.89%
#6	<a href="#">MTY.CA</a>	Q 0.84	1.58%
#7	<a href="#">SRV.UN.CA</a>	M 1.08	8.03%
#8	<a href="#">GH.CA</a>	M 0.36	4.18%
#9	<a href="#">PBL.CA</a>	Q 0.16	0.73%

\* (updated Friday, April 29, 2:09 AM) Yield calculations vary and may not be reliable nor comparable. Not all publicly traded securities are ranked; data may be incorrect or out of date. Rankings are for informational purposes only and do not constitute investment advice. [Full disclaimer](#)

## SPOTLIGHT ON: AW.UN.CA – 4.5% YIELD

### A&W Revenue Royalties Income Fund



A&W Revenue Royalties Income Fund (the Fund) is a limited purpose trust established to invest in A&W Trade Marks Inc., which through its ownership interest in A&W Trade Marks Limited Partnership owns the A&W trade-marks used in the A&W quick service restaurant business in Canada. As of Dec 31 2010, Co.'s number of restaurants in the royalty pool was 700.

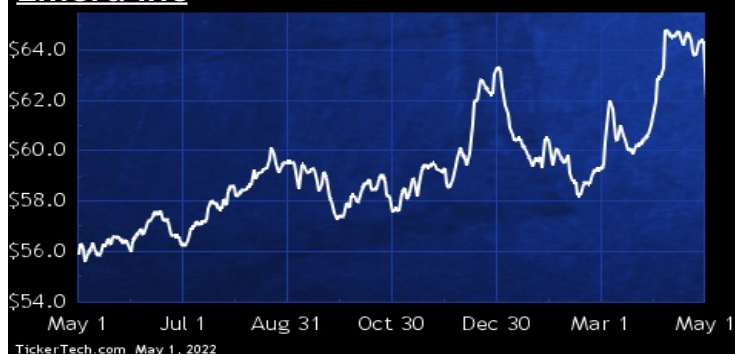
## UTILITIES

DividendRank	Symbol	Dividend	Recent Yield*
#1	<a href="#">EMA.CA</a>	Q 2.65	4.12%
#2	<a href="#">CU.CA</a>	Q 1.78	4.56%
#3	<a href="#">ETS.CA</a>	Q 2.14	3.36%
#4	<a href="#">CPX.CA</a>	Q 2.19	5.17%
#5	<a href="#">BCE.CA</a>	Q 3.68	5.25%
#6	<a href="#">T.CA</a>	Q 1.31	4.00%
#7	<a href="#">AQN.CA</a>	Q 0.86	4.56%
#8	<a href="#">CCA.CA</a>	Q 2.82	2.61%
#9	<a href="#">NPI.CA</a>	M 1.20	3.05%
#10	<a href="#">SPB.CA</a>	M 0.72	6.27%
#11	<a href="#">H.CA</a>	Q 1.07	3.02%
#12	<a href="#">RNW.CA</a>	M 0.94	5.22%
#13	<a href="#">TPZ.CA</a>	Q 1.04	4.51%
#14	<a href="#">ACO.X.CA</a>	Q 1.85	4.03%
#15	<a href="#">BEPC.CA</a>	Q 1.63	3.46%

\* (updated Friday, April 29, 2:09 AM) Yield calculations vary and may not be reliable nor comparable. Not all publicly traded securities are ranked; data may be incorrect or out of date. Rankings are for informational purposes only and do not constitute investment advice. [Full disclaimer](#)

## SPOTLIGHT ON: EMA.CA – 4.1% YIELD

### Emera Inc



Emera is an energy and services company which invests in electricity generation, transmission and distribution and gas transmission and distribution. Co. has five reportable segments: Florida Electric Utility, which consists of Tampa Electric; Canadian Electric Utilities, which includes Nova Scotia Power Inc. and Emera Newfoundland & Labrador Holdings Inc.; Other Electric Utilities, which includes Emera Maine and Emera (Caribbean) Incorporated; Gas Utilities and Infrastructure, which includes New Mexico Gas Company, Inc. and Emera Brunswick Pipeline Company Limited; and Other, which includes Emera Energy and corporate holding and financing companies.



 **Canada Stock Channel**

*"Educating U.S. Investors About Canadian Stocks"*