

November, 2014 – *DividendRank* Report

<http://www.canadastockchannel.com/>

History has shown that the bulk of the stock market's returns are delivered by dividends. Only consistently profitable companies can afford to keep paying dividends, so profitability is of critical importance. And investors shouldn't pay too expensive a price to buy a stock, even if the company itself is strong. So therefore, dividend investors should be most interested in researching the strongest most profitable companies, that also happen to be trading at an attractive valuation.

Each month, Canada Stock Channel screens through our coverage universe of dividend paying Canadian stocks, to look at a variety of data – dividend history & yield, book value, quarterly earnings – and compare it to the stock's trading data to come up with certain calculations about profitability and about the stock's valuation (whether we think it looks "cheap" or "expensive"). Our proprietary *DividendRank* formula ranks stocks within the following 18 sectors/categories, to identify the top most "interesting" ideas that merit further research.



Business Services & Equipment

Construction

Consumer Goods

Consumer Services

Energy

ETFs & CEFs

Financial

Healthcare

Industrial

Manufacturing

Materials

Media

Metals & Mining

Real Estate

Technology

Transportation

Travel & Entertainment

Utilities

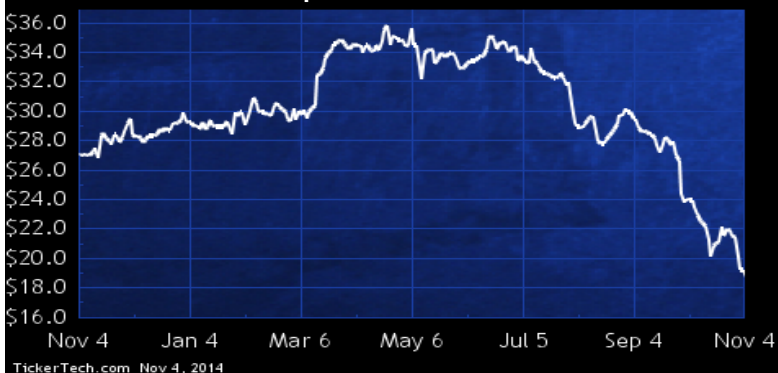
Business Services & Equipment

DividendRank	Symbol	Dividend	Recent Yield*
#1	BDI.CA	M 0.96	5.13%
#2	RBA.CA	Q 0.56	2.03%
#3	HNL.CA	Q 0.32	10.53%
#4	DH.CA	Q 1.28	3.52%
#5	DCI.CA	M 1.44	8.90%
#6	STN.CA	Q 0.74	1.05%
#7	MSI.CA	M 0.78	4.65%
#8	KBL.CA	M 1.20	3.03%
#9	AHF.CA	Q 0.06	6.32%
#10	IAM.CA	A 0.06	6.75%
#11	CWL.CA	Q 0.07	5.01%

*(updated 9 hours, 49 minutes ago) Yield calculations vary and may not be reliable nor comparable. Not all publicly traded securities are ranked; data may be incorrect or out of date. Rankings are for informational purposes only and do not constitute investment advice. [Full disclaimer](#)

Spotlight On: BDI.CA – 5.1% Yield

Black Diamond Group Ltd.



Black Diamond Group, through its subsidiary companies and limited partnerships, is to rent modular structures for use as workforce accommodation and temporary workspace, rent various types of oilfield equipment used in the exploration and production of oil and gas and to provide complementary services including transportation, installation, dismantling, repair and maintenance of modular structures and oilfield rental equipment. Co. conducts its business through three principal segments: Camps and Workforce Accommodations, Space Rentals and Energy Services.

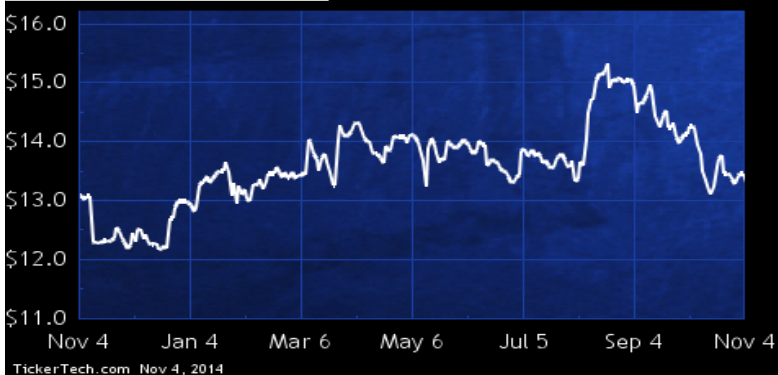
Construction

DividendRank	Symbol	Dividend	Recent Yield*
#1	BDT.CA	M 0.76	5.71%
#2	WSP.CA	Q 1.50	4.36%
#3	SNC.CA	Q 0.96	2.02%
#4	TIH.CA	Q 0.60	2.23%
#5	RME.CA	Q 0.46	4.34%
#6	BAD.CA	M 0.36	1.30%
#7	WEQ.CA	M 0.60	10.20%
#8	SOX.CA	Q 0.48	6.35%
#9	SXI.CA	A 0.01	2.05%

*(updated 9 hours, 49 minutes ago) Yield calculations vary and may not be reliable nor comparable. Not all publicly traded securities are ranked; data may be incorrect or out of date. Rankings are for informational purposes only and do not constitute investment advice. [Full disclaimer](#)

Spotlight On: BDT.CA – 5.7% Yield

Bird Construction Inc.



Bird Construction, through its subsidiaries and interests in joint ventures is engaged as a general contractor. Co. focuses on projects in the industrial, mining, commercial and institutional sectors of the general contracting industry. Co. also operates in the heavy construction, civil construction and contract surface mining construction sectors of the general contracting industry. Co. serves clients in the industrial, mining, institutional, retail, commercial, multi-tenant residential, light industrial, and renovation and restoration sectors using fixed priced, design-build, unit price, cost reimbursable, guaranteed upset price and construction management contract delivery methods.

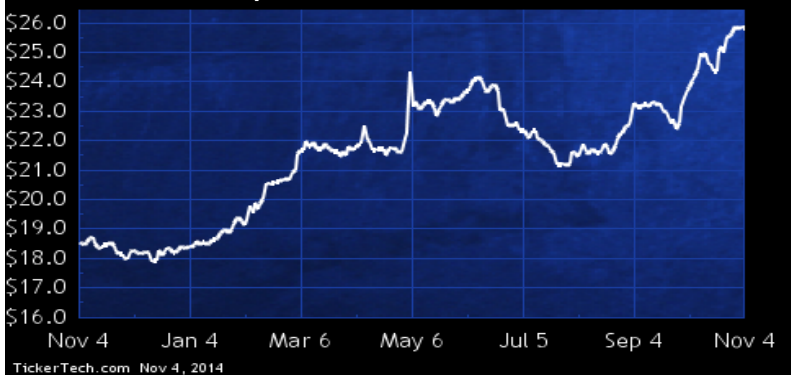
Consumer Goods

DividendRank	Symbol	Dividend	Recent Yield*
#1	PJC.A.CA	Q 0.40	1.55%
#2	MRU.CA	Q 1.20	1.55%
#3	LIQ.CA	M 1.08	8.19%
#4	TPX.B.CA	Q 1.59	1.86%
#5	UNS.CA	Q 0.60	2.12%
#6	CVL.CA	Q 0.83	4.50%
#7	CTC.A.CA	Q 2.00	1.64%
#8	L.CA	Q 0.98	1.71%
#9	ACQ.CA	Q 0.96	1.49%
#10	CTC.CA	Q 2.00	1.01%
#11	GLN.CA	Q 0.52	5.28%
#12	WN.CA	Q 1.68	1.87%
#13	RSI.CA	Q 0.36	8.04%
#14	AGT.CA	Q 0.60	2.19%
#15	MFI.CA	Q 0.16	0.83%

*(updated 9 hours, 49 minutes ago) Yield calculations vary and may not be reliable nor comparable. Not all publicly traded securities are ranked; data may be incorrect or out of date. Rankings are for informational purposes only and do not constitute investment advice. [Full disclaimer](#)

Spotlight On: PJC.A.CA – 1.6% Yield

Jean Coutu Group (PJC) Inc. (The)



The Jean Coutu Group is a franchisor of pharmacy chains. At Mar 1 2014, Co. operated 413 franchised stores located in the provinces of Quebec, New Brunswick and Ontario under the banners PJC Jean Coutu, PJC Clinique, PJC Jean Coutu Sante and PJC Jean Coutu Sante Beaute (the PJC franchised stores). Also, Co. owns Pro Doc Ltd, a manufacturer of generic drugs. Co.'s franchising activities include providing services to the PJC franchised stores. These services comprise centralized purchasing, distribution, marketing, training, human resources, management, operational consulting and information systems, as well as a private label program. Co. also provides digital photo processing services.

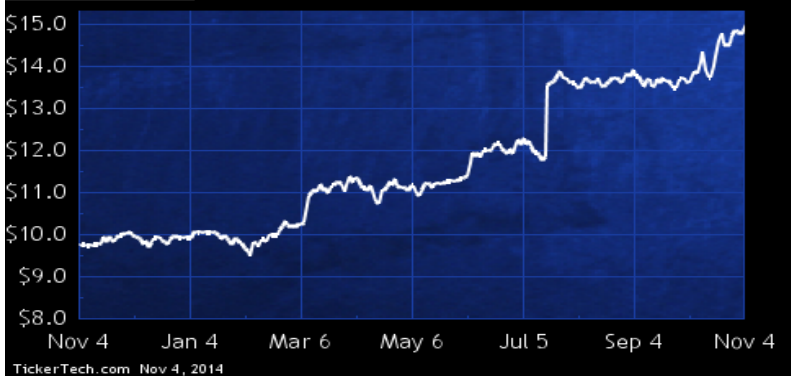
Consumer Services

DividendRank	Symbol	Dividend	Recent Yield*
#1	ECI.CA	M 0.72	4.84%
#2	LW.CA	M 0.90	6.36%
#3	AF.CA	Q 0.12	1.00%
#4	PLC.CA	M 0.46	4.04%

*(updated 9 hours, 49 minutes ago) Yield calculations vary and may not be reliable nor comparable. Not all publicly traded securities are ranked; data may be incorrect or out of date. Rankings are for informational purposes only and do not constitute investment advice. [Full disclaimer](#)

Spotlight On: ECI.CA – 4.8% Yield

EnerCare Inc



Enercare is the successor to the Consumers Waterheater Income Fund following the conversion of the Fund from an income trust to a corporate structure pursuant to a plan of arrangement under the Canada Business Corporation Act on Jan 1 2011. Co., through its wholly-owned subsidiaries, owns a portfolio of water heaters and other assets which are rented to customers across Ontario.

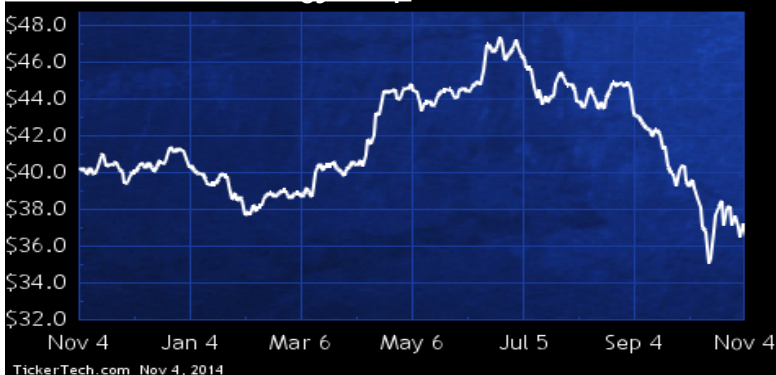
Energy

DividendRank	Symbol	Dividend	Recent Yield*
#1	CPG.CA	M 2.76	7.57%
#2	COS.CA	Q 1.40	8.21%
#3	BNE.CA	M 3.60	7.20%
#4	BTE.CA	M 2.88	8.62%
#5	CVE.CA	Q 1.06	3.90%
#6	WCP.CA	M 0.75	5.21%
#7	BNP.CA	M 0.84	8.06%
#8	SGY.CA	M 0.60	9.97%
#9	PGF.CA	M 0.48	10.91%
#10	ENB.CA	Q 1.40	2.64%
#11	PRE.CA	Q 0.66	3.94%
#12	VET.CA	M 2.58	4.12%
#13	ALA.CA	M 1.77	3.90%
#14	PEY.CA	M 1.20	3.76%
#15	ESI.CA	Q 0.47	3.75%

*(updated 9 hours, 49 minutes ago) Yield calculations vary and may not be reliable nor comparable. Not all publicly traded securities are ranked; data may be incorrect or out of date. Rankings are for informational purposes only and do not constitute investment advice. [Full disclaimer](#)

Spotlight On: CPG.CA — 7.6% Yield

Crescent Point Energy Corp



Crescent Point Energy is an oil and gas exploration, development and production company with assets focused in properties comprised of crude oil and natural gas reserves located in Canada and the United States. Co. is engaged in acquiring, developing and holding interests in petroleum and natural gas properties and assets related thereto through a general partnership and wholly owned subsidiaries.

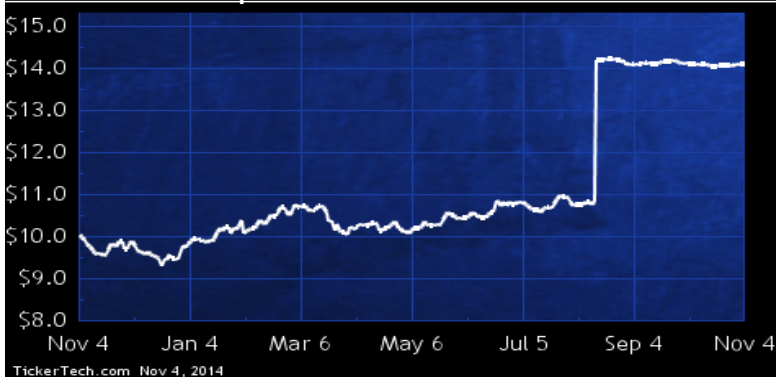
ETFs & CEFs

DividendRank	Symbol	Dividend	Recent Yield*
#1	HLP.UN.CA	M 0.85	6.02%
#2	SIN.UN.CA	M 0.93	8.36%
#3	RBN.UN.CA	M 0.84	7.24%
#4	F.UN.CA	M 0.75	9.68%
#5	NIF.UN.CA	M 0.50	10.00%
#6	SSF.UN.CA	M 0.60	6.30%
#7	MFR.UN.CA	M 0.68	7.01%
#8	MIG.UN.CA	M 0.54	4.83%
#9	OCS.UN.CA	Q 0.70	7.90%
#10	MID.UN.CA	M 0.72	7.21%
#11	FIE.CA	M 0.48	6.48%
#12	BGI.UN.CA	Q 0.60	5.89%
#13	YP.UN.CA	M 0.60	7.77%
#14	OCV.UN.CA	M 0.84	10.11%
#15	AEU.UN.CA	M 0.60	7.82%

*(updated 9 hours, 49 minutes ago) Yield calculations vary and may not be reliable nor comparable. Not all publicly traded securities are ranked; data may be incorrect or out of date. Rankings are for informational purposes only and do not constitute investment advice. [Full disclaimer](#)

Spotlight On: HLP.UN.CA — 6.0% Yield

Healthlease Properties Real Estate Investment Trust



Healthlease Properties Real Estate Investment Trust is an open-ended real estate investment trust domiciled in Canada.

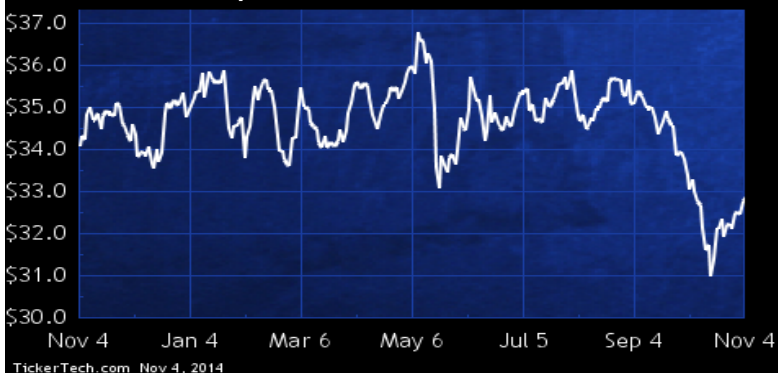
Financial

DividendRank	Symbol	Dividend	Recent Yield*
#1	CIX.CA	M 1.20	3.65%
#2	RY.CA	Q 3.00	3.75%
#3	BNS.CA	Q 2.64	3.84%
#4	BMO.CA	Q 3.12	3.82%
#5	TD.CA	Q 1.88	3.40%
#6	CM.CA	Q 4.00	3.89%
#7	IGM.CA	Q 2.15	4.75%
#8	LB.CA	Q 2.08	4.19%
#9	FN.CA	M 1.50	6.42%
#10	AGF.B.CA	Q 1.08	10.49%
#11	IFC.CA	Q 1.92	2.58%
#12	GWO.CA	Q 1.23	3.88%
#13	NA.CA	Q 1.92	3.65%
#14	AD.CA	M 1.50	4.43%
#15	TMC.CA	M 0.72	8.62%

*(updated 9 hours, 49 minutes ago) Yield calculations vary and may not be reliable nor comparable. Not all publicly traded securities are ranked; data may be incorrect or out of date. Rankings are for informational purposes only and do not constitute investment advice. [Full disclaimer](#)

Spotlight On: CIX.CA — 3.6% Yield

CI Financial Corp



CI Financial is engaged in the management, marketing, distribution and administration of mutual funds, segregated funds, structured products and other fee-earning investment products for Canadian investors. Co. operates two reportable segments: Asset Management and Asset Administration. The asset management segment provides the management of mutual, segregated, pooled and closed-end funds, structured products and discretionary accounts. The asset administration segment involves the sale of mutual funds and other financial products, and ongoing service to clients and capital market activities.

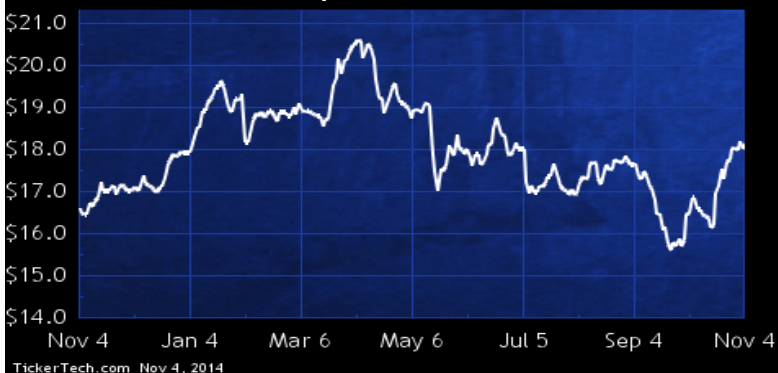
Healthcare

DividendRank	Symbol	Dividend	Recent Yield*
#1	DR.CA	M 1.12	6.21%
#2	CXR.CA	Q 0.30	0.69%
#3	BCI.CA	Q 0.60	3.00%

*(updated 9 hours, 49 minutes ago) Yield calculations vary and may not be reliable nor comparable. Not all publicly traded securities are ranked; data may be incorrect or out of date. Rankings are for informational purposes only and do not constitute investment advice. [Full disclaimer](#)

Spotlight On: DR.CA — 6.2% Yield

Medical Facilities Corp



Medical Facilities through its wholly-owned U.S. subsidiary, owns indirect controlling interests in five limited liability entities (the "Centers"), each of which owns either a specialty surgical hospital or an ambulatory surgery center. The Centers provide facilities, including staff, surgical materials and supplies, and other support necessary for scheduled surgical, pain management, imaging, and diagnostic procedures and derive their revenue primarily from the fees charged for the use of these facilities. The Centers mainly focus on a limited number of clinical specialties such as orthopaedic, neurosurgery, pain management and other non-emergency elective procedures.

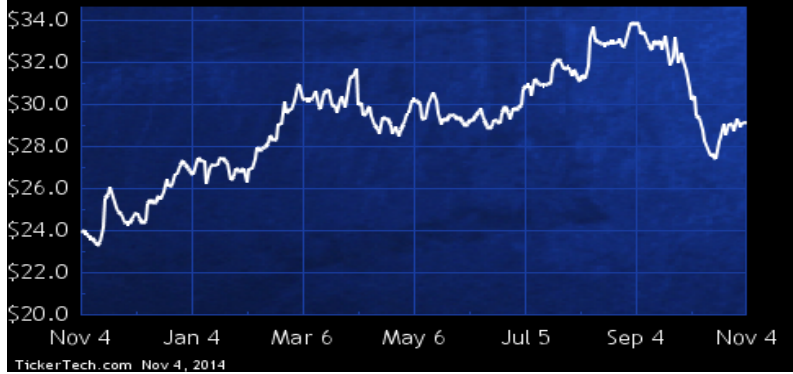
Industrial

DividendRank	Symbol	Dividend	Recent	Yield*
#1	FTT.CA	Q 0.71		2.44%
#2	MX.CA	Q 1.00		1.52%
#3	CAE.CA	Q 0.28		1.90%
#4	CUS.CA	Q 0.40	10.59%	
#5	RCH.CA	Q 0.56		1.06%
#6	XTC.CA	Q 0.20		1.77%
#7	VLN.CA	Q 0.40		2.06%
#8	SIS.CA	Q 0.14		3.81%
#9	CFL.CA	Q 0.24		7.74%

*(updated 9 hours, 49 minutes ago) Yield calculations vary and may not be reliable nor comparable. Not all publicly traded securities are ranked; data may be incorrect or out of date. Rankings are for informational purposes only and do not constitute investment advice. [Full disclaimer](#)

Spotlight On: FTT.CA — 2.4% Yield

Finning International Inc



Finning International is a Canadian-based international company that provides sales, rental, parts and support services for Caterpillar Inc. (Caterpillar) equipment and engines and complementary equipment on three continents. Co.'s reporting segments are comprised of: Canada, which conducts its operations in British Columbia, Alberta, the Yukon Territory, the Northwest Territories, and a portion of Nunavut; South America, which conducts its operations in Chile, Argentina, Uruguay, and Bolivia; and UK and Ireland, which conducts its operations in England, Scotland, Wales, Northern Ireland, and the Republic of Ireland.

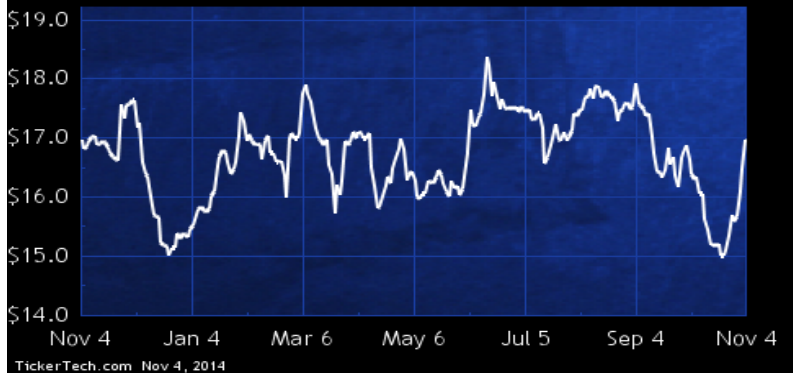
Manufacturing

DividendRank	Symbol	Dividend	Recent	Yield*
#1	ET.CA	Q 0.64		3.78%
#2	DII.B.CA	Q 1.20		3.35%
#3	MG.CA	Q 1.52		1.37%
#4	NFI.CA	M 0.58		4.42%
#5	WJX.CA	M 2.40		6.64%
#6	MRE.CA	Q 0.12		1.01%
#7	GIL.CA	Q 0.43		0.64%
#8	CMI.CA	Q 0.05		4.03%
#9	AM.CA	Q 0.24	11.16%	
#10	CDV.CA	Q 0.12		3.13%
#11	UNI.A.CA	Q 0.20		11.11%

*(updated 9 hours, 49 minutes ago) Yield calculations vary and may not be reliable nor comparable. Not all publicly traded securities are ranked; data may be incorrect or out of date. Rankings are for informational purposes only and do not constitute investment advice. [Full disclaimer](#)

Spotlight On: ET.CA — 3.8% Yield

Evertz Technologies Ltd



Evertz Technologies is an equipment provider to the television broadcast industry. Co. designs, manufactures and markets video and audio infrastructure equipment for the production, post-production, and transmission of television content. Co.'s products may be grouped into the following categories: Infrastructure Solutions, which is used for various signal processing, routing and distribution functions; Visualization and Monitoring Solutions, which include multi-image display processors for network control centres; Master Control and Branding Solutions, which include its master control switchers; Payout and Content Management Solutions; and Compression and Media Transport Solutions.

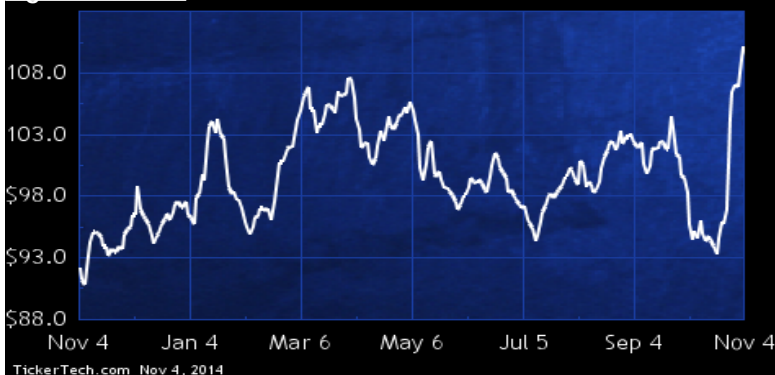
Materials

DividendRank	Symbol	Dividend	Recent Yield*
#1	AGU.CA	Q 3.00	2.74%
#2	POT.CA	Q 1.40	3.72%
#3	CCL.B.CA	Q 1.20	1.07%
#4	WEF.CA	Q 0.08	3.42%
#5	ADN.CA	Q 0.82	5.50%
#6	SXP.CA	Q 0.18	6.11%
#7	CAS.CA	Q 0.16	2.60%
#8	KPT.CA	Q 0.72	4.50%
#9	WFT.CA	Q 0.28	0.47%
#10	SJ.CA	Q 0.28	0.86%
#11	HWD.CA	Q 0.18	1.80%
#12	BOS.CA	Q 0.20	2.00%

* (updated 9 hours, 49 minutes ago) Yield calculations vary and may not be reliable nor comparable. Not all publicly traded securities are ranked; data may be incorrect or out of date. Rankings are for informational purposes only and do not constitute investment advice. [Full disclaimer](#)

Spotlight On: AGU.CA – 2.7% Yield

Agrium, Inc.



Agrium is engaged in producing and marketing agricultural products. Co. operates three business units. The Retail business unit sells crop nutrients, crop protection products, seed and services directly to growers. The Wholesale business unit produces, markets and distributes three primary groups of nutrients: nitrogen, potash and phosphate for agricultural and industrial customers around the world. The Advanced Technologies business unit produces and markets controlled-release crop nutrients and micronutrients in the agriculture, specialty agriculture, professional turf, horticulture, and consumer lawn and garden markets worldwide.

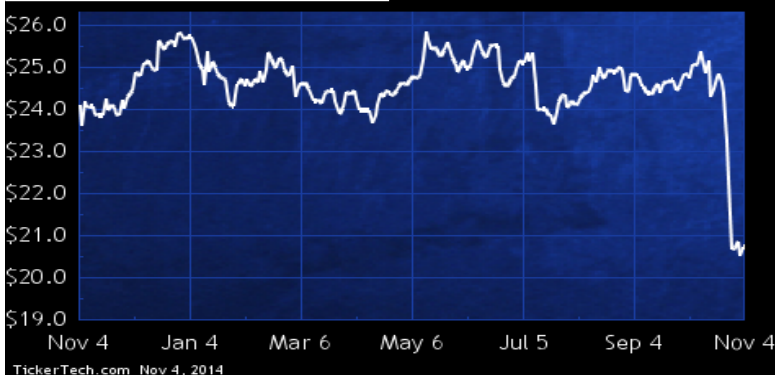
Media

DividendRank	Symbol	Dividend	Recent Yield*
#1	CJR.B.CA	M 1.09	5.26%
#2	AIM.CA	Q 0.72	4.41%
#3	TCL.A.CA	Q 0.64	4.08%
#4	TS.B.CA	Q 0.53	7.68%
#5	CCA.CA	Q 1.20	1.92%
#6	CGO.CA	Q 0.88	1.56%
#7	FP.CA	M 0.60	14.93%
#8	SAT.CA	Q 0.08	3.09%
#9	NCC.A.CA	S 0.12	1.46%
#10	QBR.B.CA	Q 0.10	0.35%

* (updated 9 hours, 49 minutes ago) Yield calculations vary and may not be reliable nor comparable. Not all publicly traded securities are ranked; data may be incorrect or out of date. Rankings are for informational purposes only and do not constitute investment advice. [Full disclaimer](#)

Spotlight On: CJR.B.CA – 5.3% Yield

Corus Entertainment, Inc.



Corus Entertainment is a communications and entertainment company. Co. operates through two operating segments: Television, which is comprised of specialty television networks, pay television services, three television stations and the Corus content business, which consists of the production and distribution of films and television programs, merchandise licensing, publishing and animation software; and Radio, which comprises 37 radio stations, situated primarily in urban centres in English Canada, with a focus in the populated area of Southern Ontario.

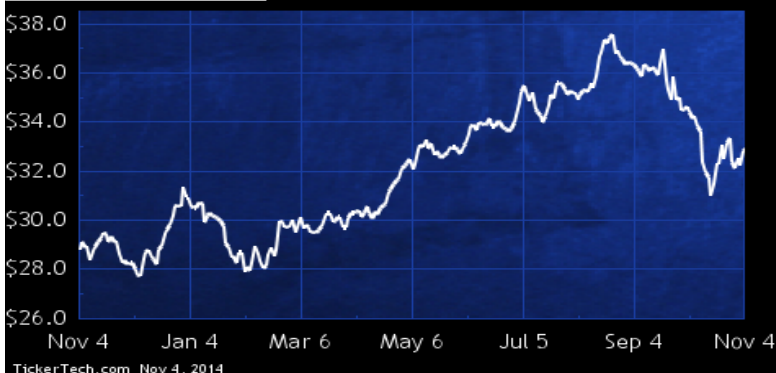
Metals & Mining

DividendRank	Symbol	Dividend	Recent Yield*
#1	RUS.CA	Q 1.52	4.62%
#2	G.CA	M 0.60	2.80%
#3	PAA.CA	Q 0.50	4.64%
#4	NSU.CA	Q 0.14	3.69%
#5	CG.CA	Q 0.16	3.27%
#6	FNV.CA	Q 0.80	1.46%
#7	CCO.CA	Q 0.40	2.10%
#8	AEM.CA	Q 0.32	1.18%
#9	AGI.CA	S 0.20	2.32%
#10	MDI.CA	S 0.20	3.01%
#11	SLW.CA	Q 0.24	1.18%
#12	ABX.CA	Q 0.20	1.48%
#13	VIC.CA	Q 0.60	5.71%
#14	MND.CA	Q 0.03	3.55%
#15	ELD.CA	S 0.02	0.33%

*(updated 9 hours, 49 minutes ago) Yield calculations vary and may not be reliable nor comparable. Not all publicly traded securities are ranked; data may be incorrect or out of date. Rankings are for informational purposes only and do not constitute investment advice. [Full disclaimer](#)

Spotlight On: RUS.CA — 4.6% Yield

Russel Metals Inc.



Russel Metals is a metals distribution company, conducting business primarily in three segments: metals service centers which provides processing and distribution services of metal products in a range of sizes, shapes and specifications, including carbon hot rolled and cold finished steel, pipe and tubular products, stainless steel and aluminum; energy tubular products which distributes oil country tubular products, line pipe, tubes, valves and fittings, primarily to the energy industry in Western Canada and the United States; and steel distributors which sells steel to customers in large volumes, mainly on an "as is" basis.

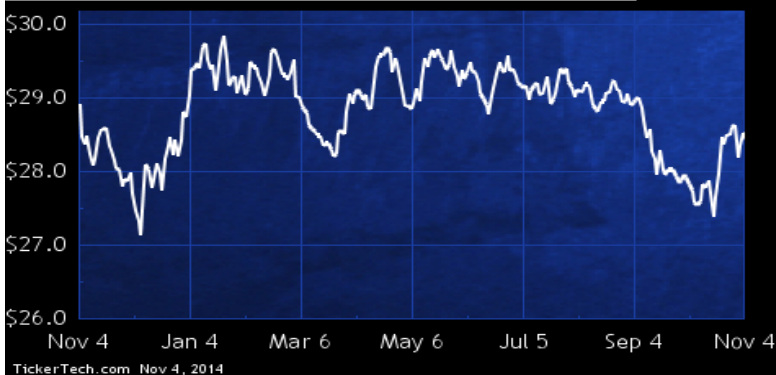
Real Estate

DividendRank	Symbol	Dividend	Recent Yield*
#1	D.UN.CA	M 2.24	7.88%
#2	CUF.UN.CA	M 1.47	7.67%
#3	NPR.UN.CA	M 1.58	5.42%
#4	REI.UN.CA	M 1.41	5.34%
#5	CWT.UN.CA	M 1.60	5.76%
#6	FCR.CA	Q 0.86	4.64%
#7	DRG.UN.CA	M 0.80	8.74%
#8	REF.UN.CA	M 1.75	3.53%
#9	BEI.UN.CA	M 2.04	2.90%
#10	CRR.UN.CA	M 0.89	6.81%
#11	KMP.CA	M 0.60	5.47%
#12	RMM.UN.CA	M 0.45	10.42%
#13	MRT.UN.CA	M 0.96	5.22%
#14	DIR.UN.CA	M 0.70	7.63%
#15	CHP.UN.CA	M 0.65	6.14%

*(updated 9 hours, 49 minutes ago) Yield calculations vary and may not be reliable nor comparable. Not all publicly traded securities are ranked; data may be incorrect or out of date. Rankings are for informational purposes only and do not constitute investment advice. [Full disclaimer](#)

Spotlight On: D.UN.CA — 7.9% Yield

Dream Office Real Estate Investment Trust



Dream Office Real Estate Investment Trust is an open-ended investment trust. The trust is engaged in the provision of business premises and management services to its tenants and other businesses in Canada. As of Dec 31 2010, Co. owned a diversified portfolio of 111 office and industrial properties offering approx. 12,300,000 sq. ft. of gross leasable area.

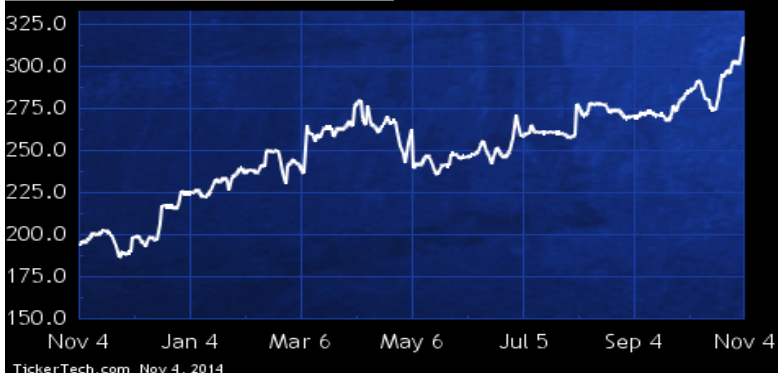
Technology

DividendRank	Symbol	Dividend	Recent Yield*
#1	CSU.CA	Q 4.00	1.27%
#2	WIN.CA	Q 0.20	5.26%
#3	ESL.CA	Q 0.40	1.04%
#4	MDA.CA	S 1.30	1.52%
#5	ISV.CA	Q 0.80	4.25%
#6	MDF.CA	Q 0.40	2.23%
#7	OCX.CA	Q 0.20	0.32%
#8	HPS.A.CA	Q 0.24	3.67%
#9	TCS.CA	Q 0.09	1.15%
#10	PUR.CA	Q 0.12	1.50%
#11	AXX.CA	Q 0.05	1.86%
#12	RC.CA	Q 0.04	1.83%

*(updated 9 hours, 49 minutes ago) Yield calculations vary and may not be reliable nor comparable. Not all publicly traded securities are ranked; data may be incorrect or out of date. Rankings are for informational purposes only and do not constitute investment advice. [Full disclaimer](#)

Spotlight On: CSU.CA — 1.3% Yield

Constellation Software Inc



Constellation Software is engaged in the provision of enterprise software solutions serving a variety of vertical markets. Co. is organized in two reportable segments: (i) the public sector segment, which primarily includes businesses focused on government and government-related customers; and (ii) the private sector segment, which primarily includes businesses focused on commercial customers.

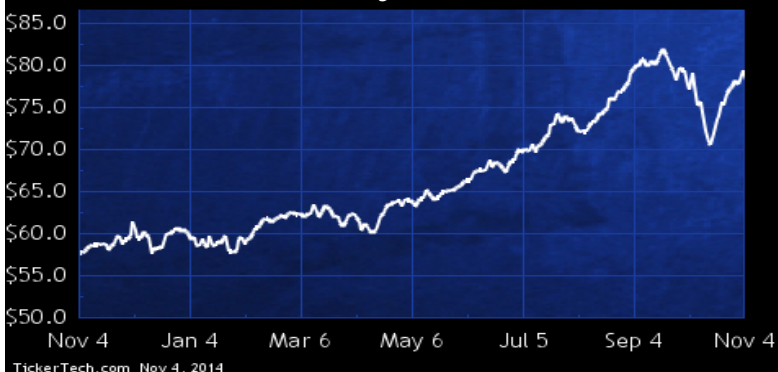
Transportation

DividendRank	Symbol	Dividend	Recent Yield*
#1	CNR.CA	Q 1.00	1.28%
#2	WTE.CA	Q 1.32	3.93%
#3	TFI.CA	Q 0.58	2.17%
#4	EIF.CA	M 1.68	8.44%
#5	HNZ.A.CA	M 1.10	5.52%
#6	STB.CA	M 0.56	7.81%
#7	WJA.CA	Q 0.48	1.50%
#8	CP.CA	Q 1.40	0.61%
#9	CSS.CA	Q 0.60	4.04%
#10	ALC.CA	Q 0.28	1.75%
#11	TMA.CA	Q 0.28	3.87%
#12	CJT.CA	Q 0.60	2.44%

*(updated 9 hours, 49 minutes ago) Yield calculations vary and may not be reliable nor comparable. Not all publicly traded securities are ranked; data may be incorrect or out of date. Rankings are for informational purposes only and do not constitute investment advice. [Full disclaimer](#)

Spotlight On: CNR.CA — 1.3% Yield

Canadian National Railway Co.



Canadian National Railway is engaged in the rail and related transportation business. Co. spans Canada and mid-America, from the Atlantic and Pacific oceans to the Gulf of Mexico, serving the ports of Vancouver, Prince Rupert, B.C., Montreal, Halifax, New Orleans and Mobile, AL, and the cities of Toronto, Buffalo, Chicago, Detroit, Duluth, Minnesota/Superior, Wisconsin, Green Bay, Wisconsin, Minneapolis/St. Paul, Memphis, St. Louis, and Jackson, MS, with connections to various points in North America. Co.'s network and co-production arrangements, routing protocols, marketing alliances and interline agreements provide customers access to all three North American Free Trade Agreement nations.

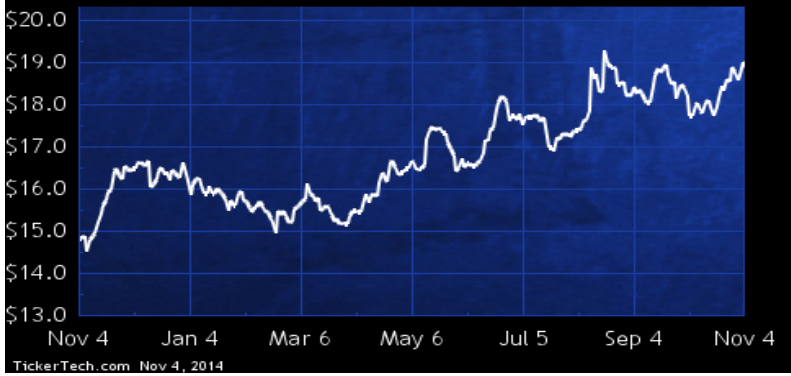
Travel & Entertainment

DividendRank	Symbol	Dividend	Recent Yield*
#1	WB.CA	Q 0.97	5.16%
#2	PZA.CA	M 0.80	5.80%
#3	BPF.UN.CA	M 1.22	5.82%
#4	SRV.UN.CA	M 1.14	8.80%
#5	GH.CA	M 0.88	5.28%
#6	TPH.CA	M 0.54	11.67%
#7	AW.UN.CA	M 1.40	5.43%
#8	SCU.CA	Q 0.34	11.72%
#9	HLC.CA	Q 0.14	2.36%
#10	SPS.A.CA	S 0.60	7.06%

*(updated 9 hours, 49 minutes ago) Yield calculations vary and may not be reliable nor comparable. Not all publicly traded securities are ranked; data may be incorrect or out of date. Rankings are for informational purposes only and do not constitute investment advice. [Full disclaimer](#)

Spotlight On: WB.CA — 5.2% Yield

Whistler Blackcomb Holdings Inc.



Whistler Blackcomb is engaged in the operation of a four season mountain resort in Whistler, British Columbia.

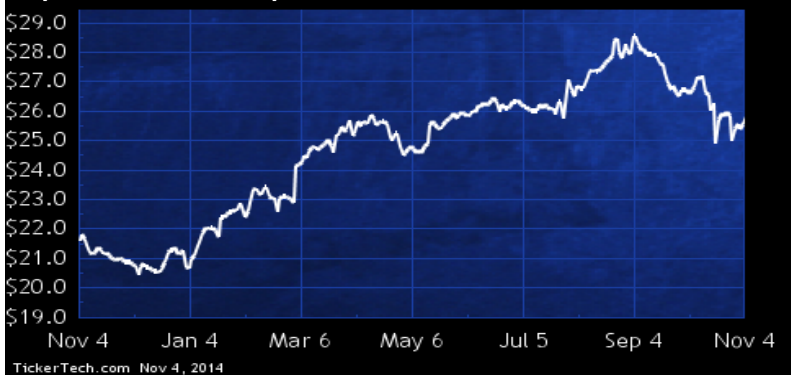
Utilities

DividendRank	Symbol	Dividend	Recent Yield*
#1	CPX.CA	Q 1.36	5.26%
#2	T.CA	Q 1.52	3.76%
#3	EMA.CA	Q 1.55	4.09%
#4	FTS.CA	Q 1.28	3.44%
#5	RNW.CA	M 0.77	6.39%
#6	CU.CA	Q 1.07	2.76%
#7	PEG.CA	Q 1.34	4.10%
#8	INE.CA	Q 0.60	5.48%
#9	TA.CA	Q 0.72	6.69%
#10	VNR.CA	Q 1.00	6.16%
#11	BIN.CA	Q 0.64	1.89%
#12	MBT.CA	Q 1.70	5.71%
#13	SPB.CA	M 0.72	5.95%
#14	CSE.CA	Q 0.30	7.22%
#15	AQN.CA	Q 0.38	4.10%

*(updated 9 hours, 49 minutes ago) Yield calculations vary and may not be reliable nor comparable. Not all publicly traded securities are ranked; data may be incorrect or out of date. Rankings are for informational purposes only and do not constitute investment advice. [Full disclaimer](#)

Spotlight On: CPX.CA — 5.3% Yield

Capital Power Corp



Capital Power is engaged in the building, owning and operating of power plants and managing its related electricity and natural gas portfolios by undertaking trading and marketing activities within Canada and the United States.



Canada Stock Channel

"Educating U.S. Investors About Canadian Stocks"