

November, 2018 – *DividendRank* Report

<http://www.canadastockchannel.com/>

History has shown that the bulk of the stock market's returns are delivered by dividends. Only consistently profitable companies can afford to keep paying dividends, so profitability is of critical importance. And investors shouldn't pay too expensive a price to buy a stock, even if the company itself is strong. So therefore, dividend investors should be most interested in researching the strongest most profitable companies, that also happen to be trading at an attractive valuation.

Each month, Canada Stock Channel screens through our coverage universe of dividend paying Canadian stocks, to look at a variety of data – dividend history & yield, book value, quarterly earnings – and compare it to the stock's trading data to come up with certain calculations about profitability and about the stock's valuation (whether we think it looks "cheap" or "expensive"). Our proprietary *DividendRank* formula ranks stocks within the following 18 sectors/categories, to identify the top most "interesting" ideas that merit further research.

Business Services & Equipment

Construction

Consumer Goods

Consumer Services

Energy

ETFs & CEFs

Financial

Healthcare

Industrial

Manufacturing

Materials

Media

Metals & Mining

Real Estate

Technology

Transportation

Travel & Entertainment

Utilities

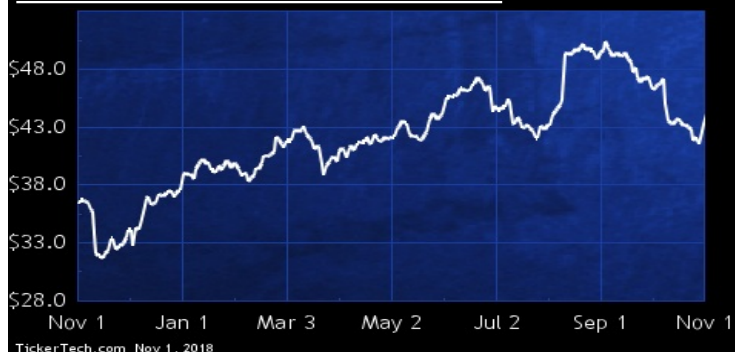
BUSINESS SERVICES & EQUIPMENT

DividendRank	Symbol	Dividend	Recent Yield*
#1	RBA.CA	Q 0.72	2.13%
#2	STN.CA	Q 0.55	1.61%
#3	MSI.CA	M 0.78	2.86%
#4	FSV.CA	Q 0.54	0.73%
#5	IAM.CA	Q 0.12	6.45%
#6	BYD.UN.CA	M 0.53	0.44%
#7	CGY.CA	Q 1.12	4.32%
#8	ERE.UN.CA	Q 0.35	9.09%
#9	CWL.CA	Q 0.08	5.84%
#10	SVI.CA	Q 0.01	0.40%

* (updated 7 hours, 14 minutes ago) Yield calculations vary and may not be reliable nor comparable. Not all publicly traded securities are ranked; data may be incorrect or out of date. Rankings are for informational purposes only and do not constitute investment advice. [Full disclaimer](#)

SPOTLIGHT ON: RBA.CA – 2.1% YIELD

Ritchie Bros Auctioneers Inc



Ritchie Bros. Auctioneers sells industrial equipment and other assets for the construction, agricultural, transportation, energy, mining, forestry, material handling, marine and real estate industries at its unreserved auctions and online marketplaces. The auction items are sold during live on site auctions without a minimum or reserve price. Through EquipmentOne (Co.'s online marketplace), equipment sellers are able to list their equipment on the online marketplace, receive and accept offers, and complete and settle their sale. Co.'s other services include Private Treaty, in which Co. acts as a private sales agent and conduct negotiated sales of equipment items between buyers and sellers.

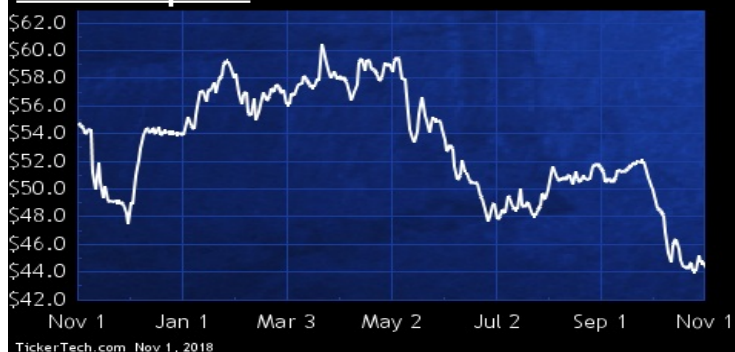
CONSTRUCTION

DividendRank	Symbol	Dividend	Recent Yield*
#1	NFI.CA	Q 1.50	3.38%
#2	TIH.CA	Q 0.92	1.48%
#3	SNC.CA	Q 1.15	2.44%
#4	BAD.CA	M 0.54	2.03%
#5	WSP.CA	Q 1.50	2.28%
#6	RME.CA	Q 0.49	4.80%
#7	SOX.CA	Q 0.48	9.66%
#8	ARE.CA	Q 0.50	2.64%
#9	BDT.CA	M 0.39	5.73%

* (updated 7 hours, 15 minutes ago) Yield calculations vary and may not be reliable nor comparable. Not all publicly traded securities are ranked; data may be incorrect or out of date. Rankings are for informational purposes only and do not constitute investment advice. [Full disclaimer](#)

SPOTLIGHT ON: NFI.CA – 3.4% YIELD

NFI Group Inc



NFI Group is engaged in the manufacturing of heavy-duty transit buses and the provision of aftermarket parts and supports in the United States and Canada. Co. has two operating segments: Bus Manufacturing Operations and Aftermarket Operations. The Bus Manufacturing Operations segment designs, manufactures and sells heavy-duty transit buses of various body lengths with diverse propulsion systems. The Aftermarket Operations segment supports all post-sale activities, including parts distribution, field services, support documentation and training.

CONSUMER GOODS

DividendRank	Symbol	Dividend	Recent Yield*
#1	QSP.UN.CA	Q 1.80	3.28%
#2	CTC.A.CA	Q 3.60	2.43%
#3	PBH.CA	Q 1.90	2.15%
#4	MRU.CA	Q 0.72	1.74%
#5	NWC.CA	Q 1.28	4.46%
#6	MFI.CA	Q 0.52	1.74%
#7	LNF.CA	Q 0.56	3.23%
#8	CERV.CA	Q 0.40	3.42%
#9	WN.CA	Q 1.96	2.05%
#10	SAP.CA	Q 0.66	1.65%
#11	GSY.CA	Q 0.90	2.09%
#12	ZZZ.CA	Q 0.74	2.79%
#13	CTC.CA	Q 3.60	1.60%
#14	L.CA	Q 1.18	1.79%
#15	TPX.B.CA	Q 2.16	2.50%

* (updated 7 hours, 15 minutes ago) Yield calculations vary and may not be reliable nor comparable. Not all publicly traded securities are ranked; data may be incorrect or out of date. Rankings are for informational purposes only and do not constitute investment advice. [Full disclaimer](#)

SPOTLIGHT ON: QSP.UN.CA — 3.3% YIELD

Restaurant Brands International Ltd Partnership



Restaurant Brands International Limited Partnership is the indirect parent of Burger King Worldwide, a Delaware corporation that franchises and operates fast food hamburger restaurants principally under the Burger King ® brand, and The TDL Group (f/k/a Tim Hortons ULC and Tim Hortons Inc.) ("Tim Hortons"), an unlimited liability company existing under the laws of British Columbia that franchises and operates quick service restaurants that serve premium coffee and other beverage and food products under the Tim Hortons ® brand.

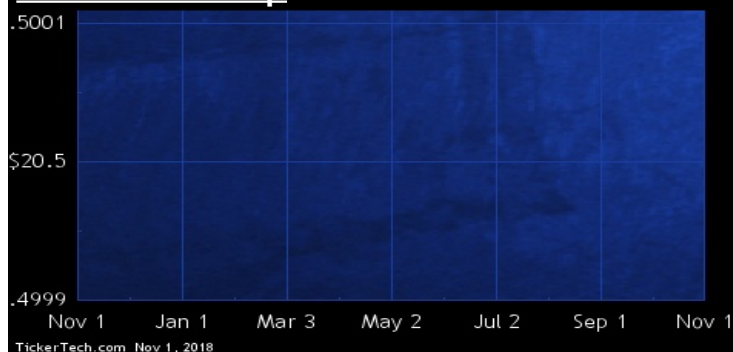
CONSUMER SERVICES

DividendRank	Symbol	Dividend	Recent Yield*
#1	PLC.CA	M 0.46	2.00%

* (updated 7 hours, 14 minutes ago) Yield calculations vary and may not be reliable nor comparable. Not all publicly traded securities are ranked; data may be incorrect or out of date. Rankings are for informational purposes only and do not constitute investment advice. [Full disclaimer](#)

SPOTLIGHT ON: PLC.CA — 2.0% YIELD

Park Lawn Corp



Park Lawn is an unincorporated open-ended limited purpose trust company. Co., through its subsidiaries, Park Lawn Limited Partnership and Park Lawn Management Services Inc., owns and operates six cemeteries in the Greater Toronto Area. These cemeteries are: Park Lawn Cemetery, Riverside Cemetery & Crematorium, Sanctuary Park Cemetery, Westminster Cemetery, Crematorium & Mausoleum, Forest Lawn Crematorium & Mausoleum, and Hillcrest Cemetery. The cemeteries and crematoria offer products and services associated with cremation, burial rights and services. Co., through its subsidiary, Bloorpark Developments Inc., also develops the Kingsway Condominium project on Bloor Street West.

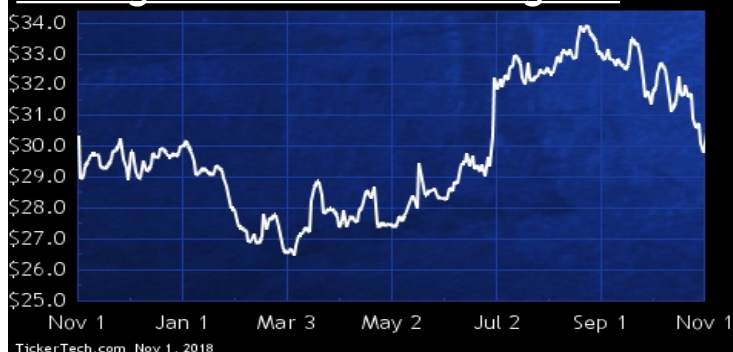
ENERGY

DividendRank	Symbol	Dividend	Recent Yield*
#1	ENF.CA	M 2.26	7.42%
#2	ALA.CA	M 2.19	13.23%
#3	TRP.CA	Q 2.76	5.56%
#4	ENB.CA	Q 2.68	6.54%
#5	VET.CA	M 2.76	7.91%
#6	PPL.CA	M 2.28	5.35%
#7	IPL.CA	M 1.68	7.87%
#8	KEY.CA	M 1.80	5.49%
#9	CNQ.CA	Q 1.34	3.71%
#10	WCP.CA	M 0.32	5.03%
#11	TOG.CA	M 0.26	4.88%
#12	SU.CA	Q 1.44	3.26%
#13	GEI.CA	Q 1.32	6.33%
#14	PKI.CA	M 1.17	2.65%
#15	CPG.CA	M 0.36	5.79%

* (updated 7 hours, 14 minutes ago) Yield calculations vary and may not be reliable nor comparable. Not all publicly traded securities are ranked; data may be incorrect or out of date. Rankings are for informational purposes only and do not constitute investment advice. [Full disclaimer](#)

SPOTLIGHT ON: ENF.CA – 7.4% YIELD

Enbridge Income Fund Holdings Inc



Enbridge Income Fund Holdings is a holdings company. Co.'s business is limited to ownership of its interest in Enbridge Income Fund (the Fund). The Fund has three segments: Green Power, Liquids Transportation and Storage and Alliance Canada. Green Power includes assets that produce electricity from renewable and alternative energy sources. Liquids Transportation and Storage serves customers in Western Canada and North Dakota and includes the Saskatchewan System which transports crude oil and natural gas liquids. Alliance Canada consists of the Alliance System's natural gas mainline pipeline beginning near Gordondale, Alberta and connecting to Alliance U.S. at the Canada/U.S. border.

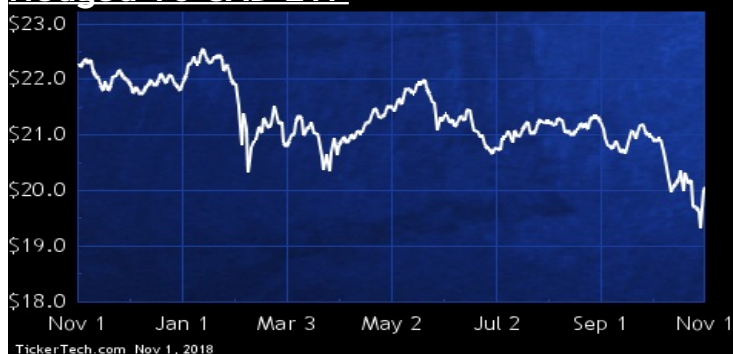
ETFs & CEFS

DividendRank	Symbol	Dividend	Recent Yield*
#1	ZWE.CA	M 1.38	6.88%
#2	ZWB.CA	M 0.98	5.38%
#3	EIT.UN.CA	M 1.20	10.70%
#4	XDV.CA	M 1.34	5.83%
#5	ZIC.CA	M 0.60	3.37%
#6	VAB.CA	M 0.77	3.16%
#7	ZWU.CA	M 0.84	6.83%
#8	ZWH.CA	M 1.14	5.76%
#9	HPR.CA	M 0.38	4.07%
#10	VCN.CA	Q 0.86	2.82%
#11	ZPR.CA	M 0.48	4.25%
#12	ZDY.CA	M 0.85	2.76%
#13	ZCN.CA	Q 0.60	2.95%
#14	XRE.CA	M 0.83	4.81%
#15	XEI.CA	M 1.07	5.42%

* (updated 7 hours, 15 minutes ago) Yield calculations vary and may not be reliable nor comparable. Not all publicly traded securities are ranked; data may be incorrect or out of date. Rankings are for informational purposes only and do not constitute investment advice. [Full disclaimer](#)

SPOTLIGHT ON: ZWE.CA – 6.9% YIELD

BMO Europe High Dividend Covered Call Hedged To CAD ETF



BMO Europe High Dividend Covered Call Hedged to CAD ETF is an exchange-traded fund established as an open-ended trust. The Fund's investment objective is to provide unitholders with exposure to the performance of a portfolio of dividend paying European companies to generate income and to provide long-term capital appreciation. The Fund's investment strategy is to invest in and hold the equity securities of dividend paying European companies; and use derivative instruments to seek to hedge foreign currency exposure.

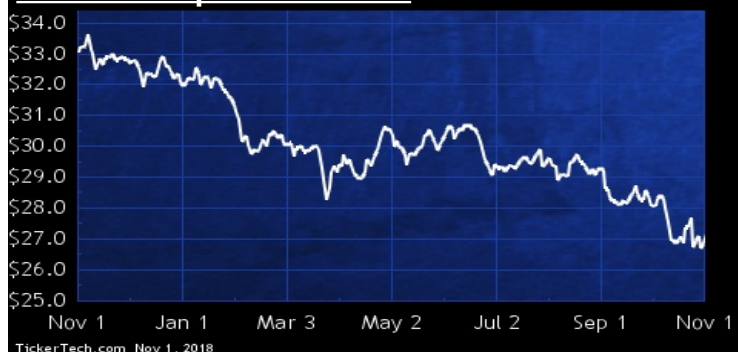
FINANCIAL

DividendRank	Symbol	Dividend	Recent Yield*
#1	POW.CA	Q 1.53	5.62%
#2	LB.CA	Q 2.56	6.16%
#3	MIC.CA	Q 2.04	4.72%
#4	PWF.CA	Q 1.73	6.11%
#5	BMO.CA	Q 3.84	3.90%
#6	IAG.CA	Q 1.66	3.57%
#7	FN.CA	M 1.85	6.87%
#8	CM.CA	Q 5.44	4.79%
#9	RY.CA	Q 3.92	4.09%
#10	MFC.CA	Q 0.88	4.25%
#11	TD.CA	Q 2.68	3.67%
#12	BNS.CA	Q 3.40	4.81%
#13	GWO.CA	Q 1.56	5.15%
#14	NA.CA	Q 2.48	4.15%
#15	SLF.CA	Q 1.90	3.94%

* (updated 7 hours, 14 minutes ago) Yield calculations vary and may not be reliable nor comparable. Not all publicly traded securities are ranked; data may be incorrect or out of date. Rankings are for informational purposes only and do not constitute investment advice. [Full disclaimer](#)

SPOTLIGHT ON: POW.CA — 5.6% YIELD

Power Corp. of Canada



Power is a holding company with interests in companies that are active in the financial services, communications and other business sectors. Co. operates in four segments: Great-West Lifeco Inc., which offers a range of life insurance, retirement and investment products, as well as reinsurance and specialty general insurance products; IGM Financial Inc., which offers financial planning services and investment products to its client base; Parjointco N.V., which holds interests in companies based in Europe active in various sectors, including specialty minerals, water, waste services, energy, and wines and spirits; and Other, which is made up of corporate activities of Co.

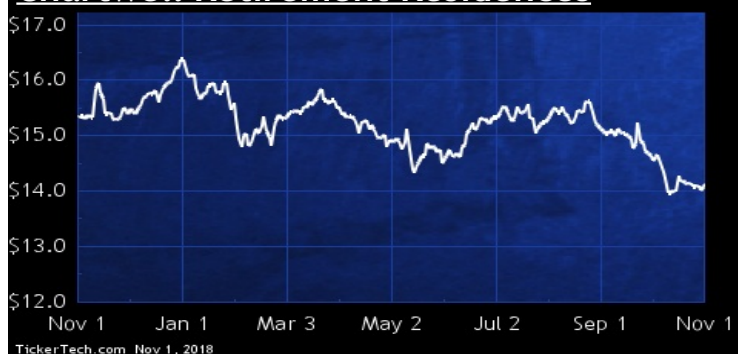
HEALTHCARE

DividendRank	Symbol	Dividend	Recent Yield*
#1	CSH.UN.CA	M 0.59	4.16%
#2	SIA.CA	M 0.92	5.53%
#3	DR.CA	M 1.12	8.02%
#4	EXE.CA	M 0.48	6.52%

* (updated 7 hours, 14 minutes ago) Yield calculations vary and may not be reliable nor comparable. Not all publicly traded securities are ranked; data may be incorrect or out of date. Rankings are for informational purposes only and do not constitute investment advice. [Full disclaimer](#)

SPOTLIGHT ON: CSH.UN.CA — 4.2% YIELD

Chartwell Retirement Residences



Chartwell Retirement Residences is an unincorporated open-ended trust created to indirectly acquire and hold 100% of the outstanding Class A Master LP Units and 100% of the common shares of Chartwell Master Care Corporation. As of Dec 31 2009, Co.'s portfolio of seniors housing communities owned, leased or managed on behalf of others consisted of interests in 29,244 suites in 229 communities which are operating, under construction or in various stages of development. In addition, Co.'s portfolio of owned and leased communities consisted of interests in 23,167 suites in 181 communities.

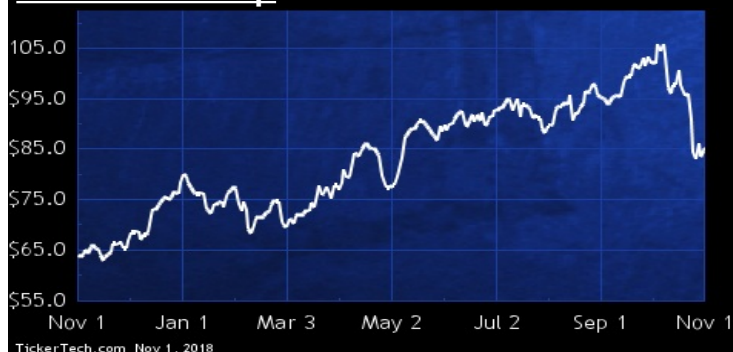
INDUSTRIAL

DividendRank	Symbol	Dividend	Recent Yield*
#1	MX.CA	Q 1.32	2.03%
#2	CHE.UN.CA	M 1.20	9.60%
#3	FTT.CA	Q 0.80	2.93%
#4	AFN.CA	M 2.40	4.08%
#5	CAE.CA	Q 0.40	1.72%
#6	MAL.CA	Q 0.34	1.79%
#7	SIS.CA	M 0.42	2.47%
#8	CWX.CA	Q 0.56	11.57%
#9	XTC.CA	Q 0.34	3.68%
#10	RCH.CA	Q 0.24	0.95%
#11	VLN.CA	Q 0.12	1.09%

* (updated 7 hours, 14 minutes ago) Yield calculations vary and may not be reliable nor comparable. Not all publicly traded securities are ranked; data may be incorrect or out of date. Rankings are for informational purposes only and do not constitute investment advice. [Full disclaimer](#)

SPOTLIGHT ON: MX.CA – 2.0% YIELD

Methanex Corp



Methanex is a producer and supplier of methanol to the international markets of Asia Pacific, North America, Europe and South America. Co.'s operations consist of the production and sale of methanol, a commodity chemical.

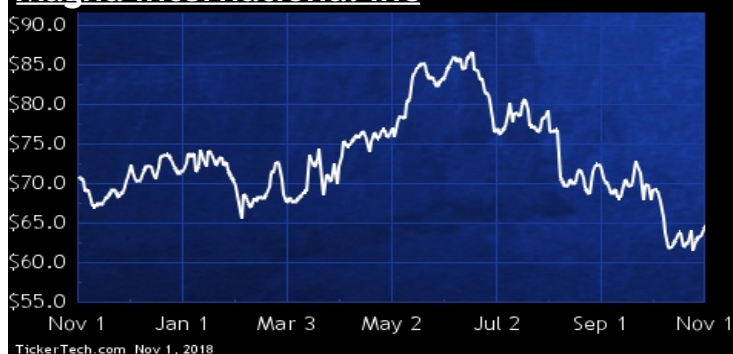
MANUFACTURING

DividendRank	Symbol	Dividend	Recent Yield*
#1	MG.CA	Q 1.72	2.66%
#2	MRE.CA	Q 0.18	1.58%
#3	GIL.CA	Q 0.59	1.50%
#4	LNR.CA	Q 0.48	0.88%
#5	ET.CA	Q 0.72	4.44%
#6	DII.B.CA	Q 1.20	7.29%
#7	WJX.CA	Q 1.00	4.28%
#8	CMI.CA	Q 0.05	4.17%
#9	HLS.CA	Q 0.20	1.28%
#10	VCM.CA	Q 0.22	2.55%

* (updated 7 hours, 14 minutes ago) Yield calculations vary and may not be reliable nor comparable. Not all publicly traded securities are ranked; data may be incorrect or out of date. Rankings are for informational purposes only and do not constitute investment advice. [Full disclaimer](#)

SPOTLIGHT ON: MG.CA – 2.7% YIELD

Magna International Inc



Magna is a global automotive supplier whose product capabilities include producing body, chassis, exterior, seating, powertrain, electronic, vision, closure and roof systems and modules, as well as vehicle engineering and contract manufacturing. Co.'s operations are segmented on a geographic basis. Co.'s segments consist of North America, Europe, Asia and Rest of World.

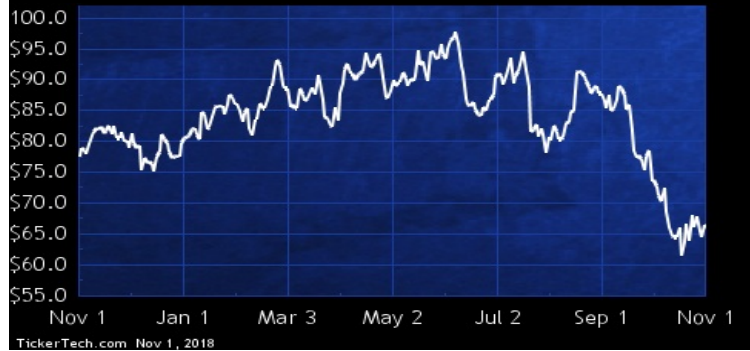
MATERIALS

DividendRank	Symbol	Dividend	Recent Yield*
#1	WFT.CA	Q 0.80	1.21%
#2	ADN.CA	Q 1.13	6.62%
#3	UFS.CA	Q 1.74	3.73%
#4	SJ.CA	Q 0.48	1.14%
#5	WEF.CA	Q 0.09	5.11%
#6	CFX.CA	Q 0.25	1.14%
#7	SXP.CA	Q 0.26	8.70%
#8	KPT.CA	Q 0.72	10.06%
#9	ITP.CA	Q 0.56	4.21%
#10	CCL.B.CA	Q 0.52	0.94%
#11	HDI.CA	Q 0.32	2.60%
#12	CAS.CA	Q 0.16	1.56%
#13	WPK.CA	Q 0.12	0.26%
#14	BOS.CA	Q 0.28	2.37%
#15	VCI.CA	Q 0.40	11.40%

* (updated 7 hours, 15 minutes ago) Yield calculations vary and may not be reliable nor comparable. Not all publicly traded securities are ranked; data may be incorrect or out of date. Rankings are for informational purposes only and do not constitute investment advice. [Full disclaimer](#)

SPOTLIGHT ON: WFT.CA — 1.2% YIELD

West Fraser Timber Co Ltd



West Fraser Timber is an integrated wood products company producing lumber, newprint, wood chips, plywood, panels and pulp and paper products.

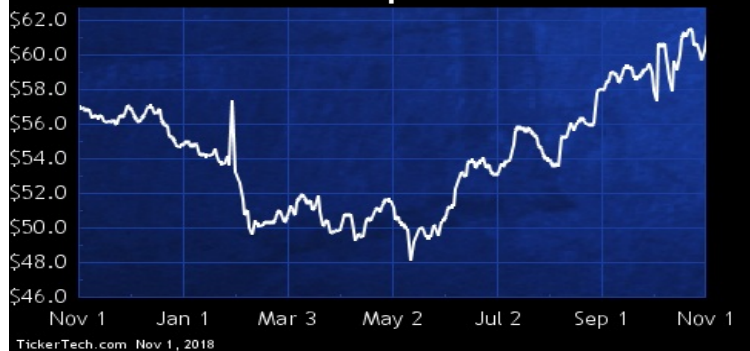
MEDIA

DividendRank	Symbol	Dividend	Recent Yield*
#1	TRI.CA	Q 1.40	2.99%
#2	CCA.CA	Q 1.90	2.94%
#3	CJR.B.CA	Q 0.24	4.84%
#4	TCL.A.CA	Q 0.84	3.88%
#5	CGO.CA	Q 1.56	2.52%
#6	RAY.A.CA	Q 0.24	3.20%
#7	TS.B.CA	Q 0.10	10.42%
#8	SAT.CA	Q 0.02	6.06%

* (updated 7 hours, 14 minutes ago) Yield calculations vary and may not be reliable nor comparable. Not all publicly traded securities are ranked; data may be incorrect or out of date. Rankings are for informational purposes only and do not constitute investment advice. [Full disclaimer](#)

SPOTLIGHT ON: TRI.CA — 3.0% YIELD

Thomson Reuters Corp



Thomson Reuters provides source of news and information. Co. operates three business: Financial & Risk, a provider of news, information and analytics, enabling transactions and connecting communities of trading, investment, financial and corporate professionals, as well as a provider of regulatory and operational risk management solutions; Legal, a provider of online and print information, decision tools, software and services that support legal, investigation, business and government professionals; and Tax & Accounting, a provider of integrated tax compliance and accounting information, software and services for professionals in accounting firms, corporations, law firms and government.

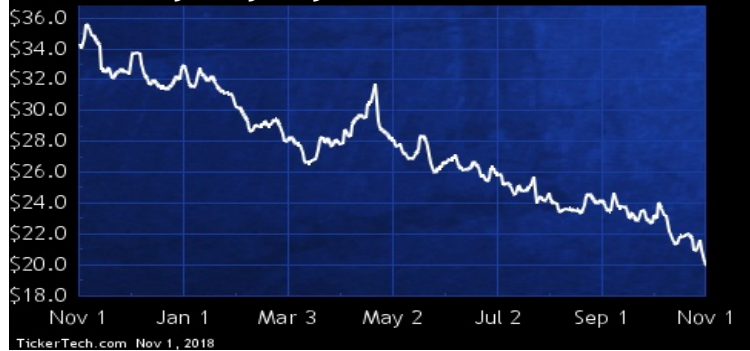
METALS & MINING

DividendRank	Symbol	Dividend	Recent Yield*
#1	PSK.CA	M 0.78	3.90%
#2	WPM.CA	Q 0.36	2.17%
#3	RUS.CA	Q 1.52	6.24%
#4	LUN.CA	Q 0.12	2.22%
#5	FNV.CA	Q 1.25	1.52%
#6	AFCC.CA	M 0.21	12.44%
#7	OGC.CA	S 0.05	1.32%
#8	LUC.CA	Q 0.10	4.59%
#9	AEM.CA	Q 0.44	1.24%
#10	OR.CA	Q 0.20	1.98%
#11	KL.CA	Q 0.12	0.46%
#12	CEE.CA	S 0.05	3.03%
#13	AGI.CA	S 0.02	0.50%
#14	MPVD.CA	Q 0.16	7.21%
#15	PFB.CA	Q 0.32	3.47%

* (updated 7 hours, 15 minutes ago) Yield calculations vary and may not be reliable nor comparable. Not all publicly traded securities are ranked; data may be incorrect or out of date. Rankings are for informational purposes only and do not constitute investment advice. [Full disclaimer](#)

SPOTLIGHT ON: PSK.CA — 3.9% YIELD

PrairieSky Royalty Ltd



PrairieSky Royalty is engaged on leasing oil and gas fee lands and acquiring additional lands or interests, in each case to generate royalties.

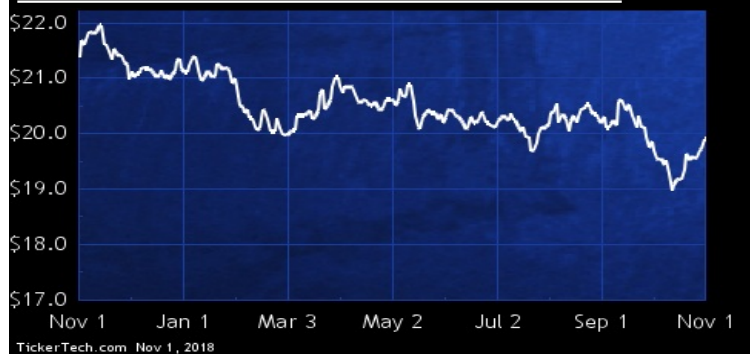
REAL ESTATE

DividendRank	Symbol	Dividend	Recent Yield*
#1	HR.UN.CA	M 1.38	6.93%
#2	REI.UN.CA	M 1.44	6.00%
#3	SRU.UN.CA	M 1.80	5.98%
#4	AP.UN.CA	M 1.56	3.69%
#5	AX.UN.CA	M 1.08	9.64%
#6	CHP.UN.CA	M 0.74	6.20%
#7	DRG.UN.CA	M 0.80	5.96%
#8	DIR.UN.CA	M 0.70	7.16%
#9	SMU.UN.CA	M 0.52	5.71%
#10	CUF.UN.CA	M 0.72	6.59%
#11	CRT.UN.CA	M 0.73	5.60%
#12	INO.UN.CA	M 0.82	8.14%
#13	CAR.UN.CA	M 1.33	2.84%
#14	PLZ.UN.CA	M 0.28	6.96%
#15	FCR.CA	Q 0.86	4.38%

* (updated 7 hours, 14 minutes ago) Yield calculations vary and may not be reliable nor comparable. Not all publicly traded securities are ranked; data may be incorrect or out of date. Rankings are for informational purposes only and do not constitute investment advice. [Full disclaimer](#)

SPOTLIGHT ON: HR.UN.CA — 6.9% YIELD

H & R Real Estate Investment Trust



H&R Real Estate Investment Trust is an unincorporated open-ended trust with each unitholder participating pro rata in distributions of income and, in the event of termination of Co., participating pro rata in the net assets remaining after satisfaction of all liabilities. Co.'s investment objectives are to provide unitholders with stable and growing cash distributions, generated by the revenue it derives from investments in income producing real estate properties; and to maximize unit value through ongoing active management of Co.'s assets, acquisition of additional properties and the development and construction of projects which are pre-leased to creditworthy tenants. .

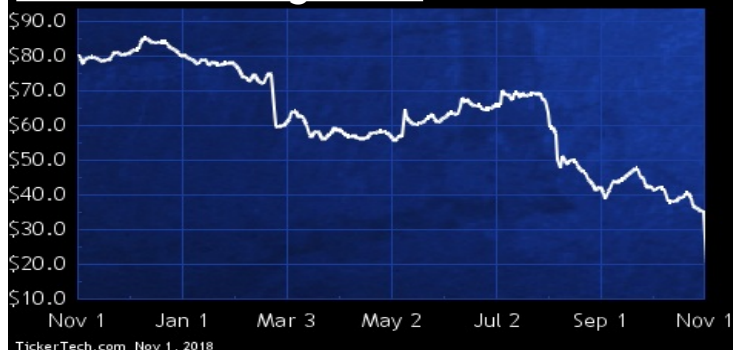
TECHNOLOGY

DividendRank	Symbol	Dividend	Recent Yield*
#1	MAXR.CA	Q 1.48	7.52%
#2	OTEX.CA	Q 0.79	1.78%
#3	CSU.CA	Q 4.00	0.58%
#4	ENGH.CA	Q 0.72	0.99%
#5	CMG.CA	Q 0.40	5.08%
#6	TCS.CA	Q 0.20	1.33%
#7	PTG.CA	Q 0.16	16.67%
#8	QTRH.CA	Q 0.05	3.05%
#9	ONEX.CA	Q 0.35	0.40%
#10	MDF.CA	Q 0.40	3.77%
#11	HPS.A.CA	Q 0.24	4.05%

* (updated 7 hours, 14 minutes ago) Yield calculations vary and may not be reliable nor comparable. Not all publicly traded securities are ranked; data may be incorrect or out of date. Rankings are for informational purposes only and do not constitute investment advice. [Full disclaimer](#)

SPOTLIGHT ON: MAXR.CA — 7.5% YIELD

Maxar Technologies Ltd



Maxar Technologies is engaged in the provision of information solutions that capture and process large amounts of data, produce essential information, and improve the decision making and operational performance of business and government organizations worldwide. Co.'s business is focused on information solutions for market sectors which offer repeat business potential, principally the surveillance and intelligence sector and the communication sector. In addition, Co. conducts a broad range of customer funded advanced technology development for various other market sectors.

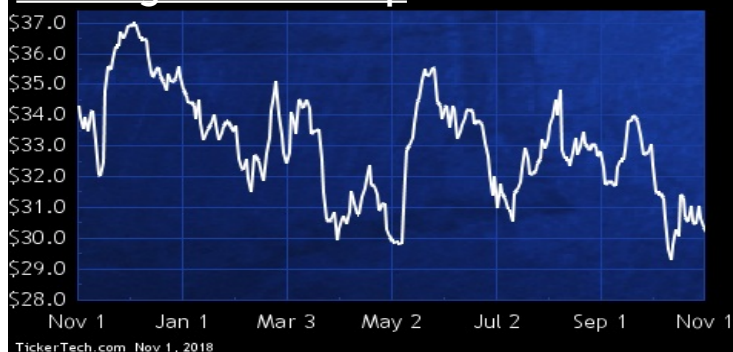
TRANSPORTATION

DividendRank	Symbol	Dividend	Recent Yield*
#1	EIF.CA	M 2.19	7.25%
#2	TFIL.CA	Q 0.84	1.92%
#3	ALC.CA	Q 0.40	3.36%
#4	CHR.CA	M 0.48	6.95%
#5	WJA.CA	Q 0.56	2.92%
#6	CJT.CA	Q 0.85	1.06%
#7	CP.CA	Q 2.60	0.96%
#8	WTE.CA	Q 0.64	2.67%
#9	LGT.B.CA	Q 0.40	0.78%

* (updated 7 hours, 14 minutes ago) Yield calculations vary and may not be reliable nor comparable. Not all publicly traded securities are ranked; data may be incorrect or out of date. Rankings are for informational purposes only and do not constitute investment advice. [Full disclaimer](#)

SPOTLIGHT ON: EIF.CA — 7.2% YIELD

Exchange Income Corp



Exchange Income, through its subsidiaries, is engaged in providing products and services in two business segments: Aviation and Manufacturing. Co.'s Aviation segment provides airline services to communities in Manitoba, Ontario and Nunavut and also provides aircraft and engine aftermarket parts to regional airline operators around the world. The Aviation segment also includes the operations of Co.'s subsidiary, Provincial Aerospace Ltd., which provides airline services in eastern Canada. Co.'s Manufacturing segment consists of specialty metal manufacturers in markets throughout Canada and the U.S.

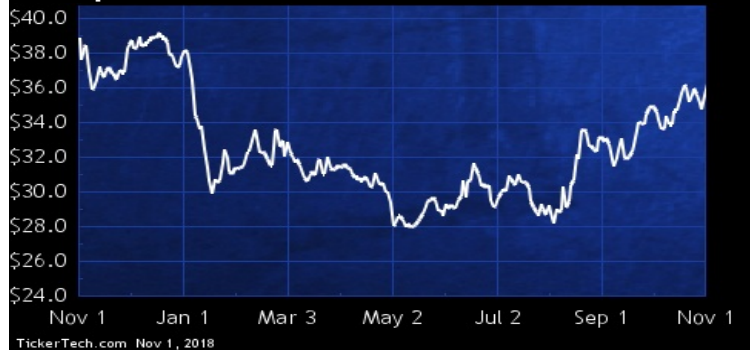
TRAVEL & ENTERTAINMENT

DividendRank	Symbol	Dividend	Recent Yield*
#1	CGX.CA	M 1.74	4.79%
#2	QSR.CA	Q 1.80	2.50%
#3	PZA.CA	M 0.86	10.15%
#4	AW.UN.CA	M 1.72	4.94%
#5	BPF.UN.CA	M 1.38	8.31%
#6	SRV.UN.CA	M 1.26	8.08%
#7	KEG.UN.CA	M 1.14	6.62%
#8	GH.CA	M 0.69	6.73%
#9	RECP.CA	Q 0.43	1.57%
#10	DIV.CA	M 0.22	8.06%
#11	PBL.CA	Q 0.12	0.49%
#12	HLC.CA	Q 0.14	2.26%
#13	SPS.A.CA	S 0.60	6.67%

* (updated 7 hours, 14 minutes ago) Yield calculations vary and may not be reliable nor comparable. Not all publicly traded securities are ranked; data may be incorrect or out of date. Rankings are for informational purposes only and do not constitute investment advice. [Full disclaimer](#)

SPOTLIGHT ON: CGX.CA – 4.8% YIELD

Cineplex Inc



Cineplex is an entertainment company engaged in the business of film entertainment and content (including theatrical exhibition, food services, alternative programming, and the online sale of entertainment content), media (including Cineplex Media and Cineplex Digital Media), and amusement gaming and leisure (including Cineplex Starburst Inc., The Rec Room and World Gaming Network Limited Partnership). Co. owned, leased or had a joint venture interest in 162 theatres with 1,655 screens. Co. operates theatres under the following theatre brands, among others: Cineplex Odeon, SilverCity, Galaxy Cinemas, Scotiabank Theatres, Cineplex Cinemas and Cineplex VIP Cinemas.

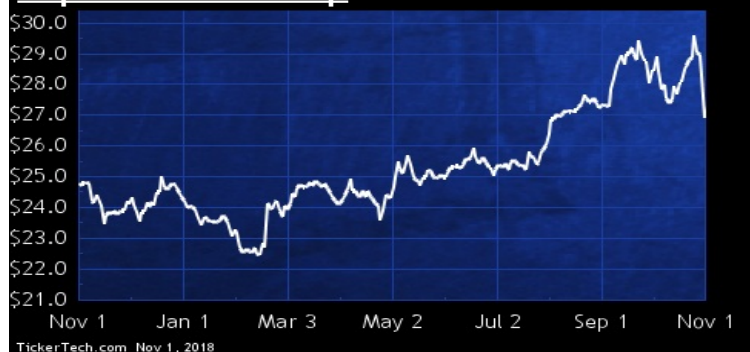
UTILITIES

DividendRank	Symbol	Dividend	Recent Yield*
#1	CPX.CA	Q 1.79	6.55%
#2	CU.CA	Q 1.57	5.04%
#3	EMA.CA	Q 2.35	5.79%
#4	BCE.CA	Q 3.02	5.93%
#5	FTS.CA	Q 1.80	4.14%
#6	T.CA	Q 2.10	4.66%
#7	NPI.CA	M 1.20	5.93%
#8	AQN.CA	Q 0.67	5.09%
#9	RNW.CA	M 0.94	8.66%
#10	H.CA	Q 0.92	4.80%
#11	SPB.CA	M 0.72	6.09%
#12	BLX.CA	Q 0.63	3.71%
#13	ACO.X.CA	Q 1.51	3.92%
#14	PIF.CA	Q 0.60	7.34%
#15	TA.CA	Q 0.16	2.30%

* (updated 7 hours, 15 minutes ago) Yield calculations vary and may not be reliable nor comparable. Not all publicly traded securities are ranked; data may be incorrect or out of date. Rankings are for informational purposes only and do not constitute investment advice. [Full disclaimer](#)

SPOTLIGHT ON: CPX.CA – 6.5% YIELD

Capital Power Corp



Capital Power is engaged in the building, owning and operating of power plants and managing its related electricity and natural gas portfolios by undertaking trading and marketing activities within Canada and the United States.



 **Canada Stock Channel**

"Educating U.S. Investors About Canadian Stocks"