

November, 2021 – *DividendRank* Report

<http://www.canadastockchannel.com/>

History has shown that the bulk of the stock market's returns are delivered by dividends. Only consistently profitable companies can afford to keep paying dividends, so profitability is of critical importance. And investors shouldn't pay too expensive a price to buy a stock, even if the company itself is strong. So therefore, dividend investors should be most interested in researching the strongest most profitable companies, that also happen to be trading at an attractive valuation.

Each month, Canada Stock Channel screens through our coverage universe of dividend paying Canadian stocks, to look at a variety of data – dividend history & yield, book value, quarterly earnings – and compare it to the stock's trading data to come up with certain calculations about profitability and about the stock's valuation (whether we think it looks "cheap" or "expensive"). Our proprietary *DividendRank* formula ranks stocks within the following 18 sectors/categories, to identify the top most "interesting" ideas that merit further research.

Business Services & Equipment

Construction

Consumer Goods

Consumer Services

Energy

ETFs & CEFs

Financial

Healthcare

Industrial

Manufacturing

Materials

Media

Metals & Mining

Real Estate

Technology

Transportation

Travel & Entertainment

Utilities

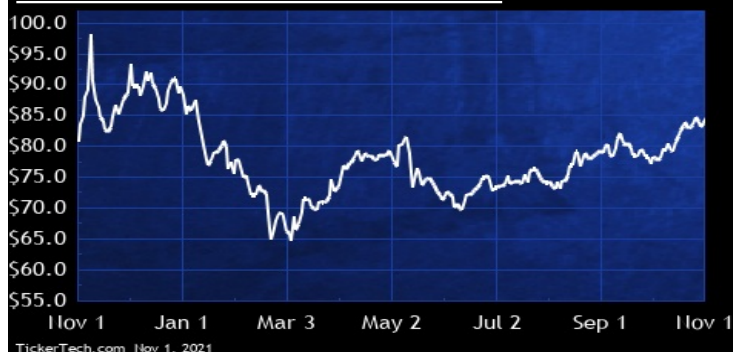
BUSINESS SERVICES & EQUIPMENT

DividendRank	Symbol	Dividend	Recent Yield*
#1	RBA.CA	Q 1.00	1.18%
#2	TRI.CA	Q 2.08	1.39%
#3	LWRK.CA	M 0.78	2.44%
#4	DXT.CA	Q 0.35	3.91%
#5	STN.CA	Q 0.66	0.96%
#6	WJX.CA	Q 1.00	4.05%
#7	KBL.CA	M 1.20	3.24%
#8	BYD.CA	Q 0.56	0.23%
#9	CGY.CA	Q 1.12	1.82%

* (updated 7 hours, 17 minutes ago) Yield calculations vary and may not be reliable nor comparable. Not all publicly traded securities are ranked; data may be incorrect or out of date. Rankings are for informational purposes only and do not constitute investment advice. [Full disclaimer](#)

SPOTLIGHT ON: RBA.CA – 1.2% YIELD

Ritchie Bros Auctioneers Inc



Ritchie Bros Auctioneers is a holding company. Through its subsidiaries, Co. is engaged in providing asset management and disposition services, offering customers end-to-end solutions for buying and selling used industrial equipment and other durable assets through its unreserved live on site auctions, online marketplaces, listing services, and private brokerage services. Co.'s operating segments includes: Auctions and Marketplaces (A&M) which consists of Co.'s live on site auctions, its online auctions and marketplaces, and its brokerage service; and Other includes Ritchie Bros. Financial Services, Mascus online services including Co.'s equipment refurbishment services.

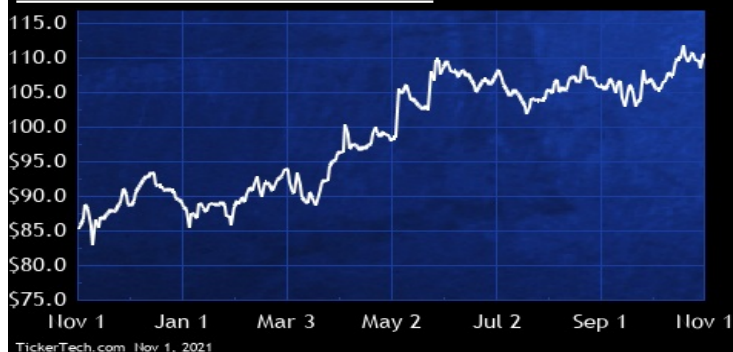
CONSTRUCTION

DividendRank	Symbol	Dividend	Recent Yield*
#1	TIH.CA	Q 1.40	1.27%
#2	ARE.CA	Q 0.70	3.79%
#3	BDGI.CA	M 0.63	1.84%
#4	NFI.CA	Q 0.85	3.39%
#5	WSP.CA	Q 1.50	0.89%
#6	BDT.CA	M 0.39	3.87%
#7	SNC.CA	Q 0.08	0.24%

* (updated 7 hours, 17 minutes ago) Yield calculations vary and may not be reliable nor comparable. Not all publicly traded securities are ranked; data may be incorrect or out of date. Rankings are for informational purposes only and do not constitute investment advice. [Full disclaimer](#)

SPOTLIGHT ON: TIH.CA – 1.3% YIELD

Toromont Industries Ltd



Toromont Industries operates through two business segments: the Equipment Group and CIMCO. The Equipment Group includes rental operations, a material handling business and an agricultural equipment business. CIMCO is engaged in the design, engineering, fabrication and installation of industrial and recreational refrigeration systems.

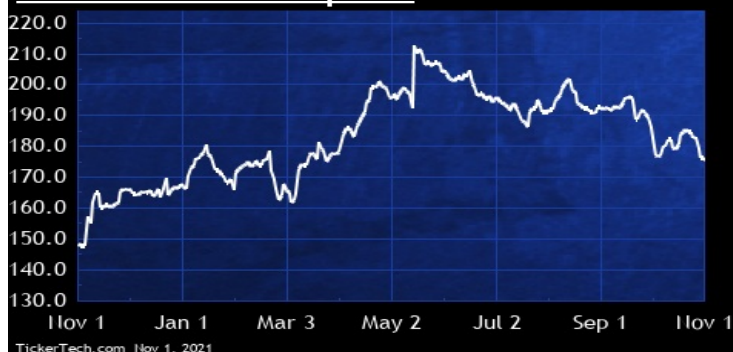
CONSUMER GOODS

DividendRank	Symbol	Dividend	Recent Yield*
#1	CTC.A.CA	Q 4.70	2.67%
#2	NWC.CA	Q 1.48	4.40%
#3	LNF.CA	Q 0.64	2.54%
#4	QSP.UN.CA	Q 2.12	3.03%
#5	MRU.CA	Q 1.00	1.61%
#6	L.CA	Q 1.46	1.57%
#7	GDL.CA	A 0.30	2.77%
#8	PBH.CA	Q 2.54	1.90%
#9	ZZZ.CA	Q 0.78	2.25%
#10	MFI.CA	Q 0.72	2.67%
#11	SAP.CA	Q 0.72	2.44%
#12	WN.CA	Q 2.40	1.79%
#13	CTC.CA	Q 4.70	1.71%
#14	EMP.A.CA	Q 0.60	1.62%
#15	JWEL.CA	Q 0.60	1.57%

* (updated 7 hours, 17 minutes ago) Yield calculations vary and may not be reliable nor comparable. Not all publicly traded securities are ranked; data may be incorrect or out of date. Rankings are for informational purposes only and do not constitute investment advice. [Full disclaimer](#)

SPOTLIGHT ON: CTC.A.CA – 2.7% YIELD

Canadian Tire Corp Ltd



Canadian Tire is engaged in offering a range of retail goods and services, including general merchandise, apparel, sporting goods, petroleum, financial services including a bank, and real estate operations. Co. operates through three segments: Retail, Financial Services, and CT REIT.

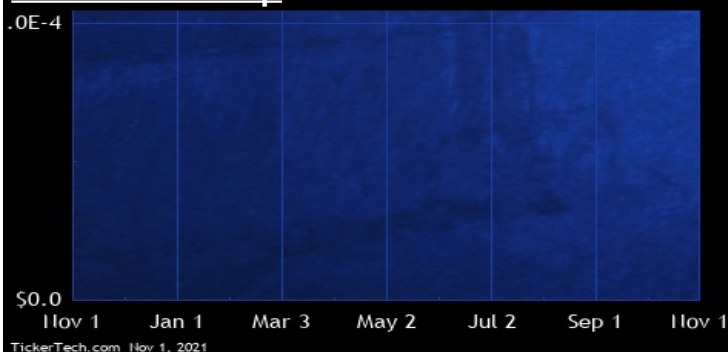
CONSUMER SERVICES

DividendRank	Symbol	Dividend	Recent Yield*
#1	PLC.CA	M 0.46	1.24%

* (updated 7 hours, 17 minutes ago) Yield calculations vary and may not be reliable nor comparable. Not all publicly traded securities are ranked; data may be incorrect or out of date. Rankings are for informational purposes only and do not constitute investment advice. [Full disclaimer](#)

SPOTLIGHT ON: PLC.CA – 1.2% YIELD

Park Lawn Corp



Park Lawn is an unincorporated open-ended limited purpose trust company. Co., through its subsidiaries, Park Lawn Limited Partnership and Park Lawn Management Services Inc., owns and operates six cemeteries in the Greater Toronto Area. These cemeteries are: Park Lawn Cemetery, Riverside Cemetery & Crematorium, Sanctuary Park Cemetery, Westminster Cemetery, Crematorium & Mausoleum, Forest Lawn Crematorium & Mausoleum, and Hillcrest Cemetery. The cemeteries and crematoria offer products and services associated with cremation, burial rights and services. Co., through its subsidiary, Bloorpark Developments Inc., also develops the Kingsway Condominium project on Bloor Street West.

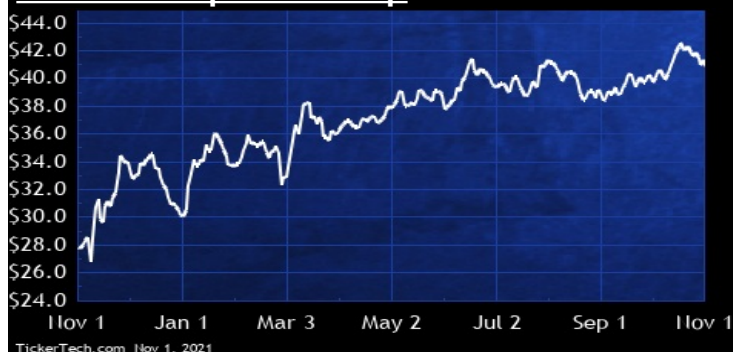
ENERGY

DividendRank	Symbol	Dividend	Recent Yield*
#1	PPL.CA	M 2.52	6.15%
#2	ENB.CA	Q 3.34	6.44%
#3	TRP.CA	Q 3.48	5.20%
#4	CNQ.CA	Q 1.88	3.57%
#5	TOU.CA	Q 0.68	1.52%
#6	GEI.CA	Q 1.40	5.61%
#7	PKI.CA	M 1.23	3.43%
#8	IMO.CA	Q 1.08	2.58%
#9	KEY.CA	M 1.92	6.05%
#10	SU.CA	Q 0.84	2.58%
#11	TWM.CA	Q 0.04	2.68%
#12	ARX.CA	Q 0.26	2.22%
#13	FRU.CA	M 0.60	5.07%
#14	WCP.CA	M 0.27	3.63%
#15	PXT.CA	Q 0.50	2.08%

* (updated 7 hours, 17 minutes ago) Yield calculations vary and may not be reliable nor comparable. Not all publicly traded securities are ranked; data may be incorrect or out of date. Rankings are for informational purposes only and do not constitute investment advice. [Full disclaimer](#)

SPOTLIGHT ON: PPL.CA — 6.2% YIELD

Pembina Pipeline Corp



Pembina Pipeline is a Calgary-based transportation and midstream service provider serving North America's energy industry. Co. owns an integrated system of pipelines that transport various hydrocarbon liquids and natural gas products produced primarily in western Canada. Co. also owns gas gathering and processing facilities and an oil and natural gas liquids infrastructure, storage and logistics business; and is growing an export terminals business. Co.'s integrated assets and commercial operations along the majority of the hydrocarbon value chain allow it to offer a full spectrum of midstream and marketing services to the energy sector.

ETFs & CEFS

DividendRank	Symbol	Dividend	Recent Yield*
#1	ZPR.CA	M 0.54	4.60%
#2	EIT.UN.CA	M 1.20	9.34%
#3	ZWE.CA	M 1.20	6.16%
#4	ZWH.CA	M 1.32	5.97%
#5	ZIC.CA	M 0.66	3.53%
#6	ZAG.CA	M 0.48	3.11%
#7	HPR.CA	M 0.39	3.99%
#8	XDV.CA	M 1.26	4.19%
#9	ZMU.CA	M 0.54	3.55%
#10	VCN.CA	Q 1.11	2.61%
#11	CDZ.CA	M 1.02	3.18%
#12	VAB.CA	M 0.60	2.38%
#13	ZCN.CA	Q 0.76	2.69%
#14	ZEA.CA	Q 0.52	2.47%
#15	XCB.CA	M 0.66	3.08%

* (updated 7 hours, 17 minutes ago) Yield calculations vary and may not be reliable nor comparable. Not all publicly traded securities are ranked; data may be incorrect or out of date. Rankings are for informational purposes only and do not constitute investment advice. [Full disclaimer](#)

SPOTLIGHT ON: ZPR.CA — 4.6% YIELD

BMO Laddered Preferred Share Index ETF



BMO Laddered Preferred Share Index ETF is an exchange-traded fund established as an open-ended trust. The Fund's investment objective is to replicate the performance of a Canadian preferred shares index, net of expenses. The Fund's investment strategy is to invest and hold the constituent securities of the S&P/TSX Preferred Share Laddered Index in the same proportion as they are reflected in the S&P/TSX Preferred Share Laddered Index or securities intended to replicate the performance of that index.

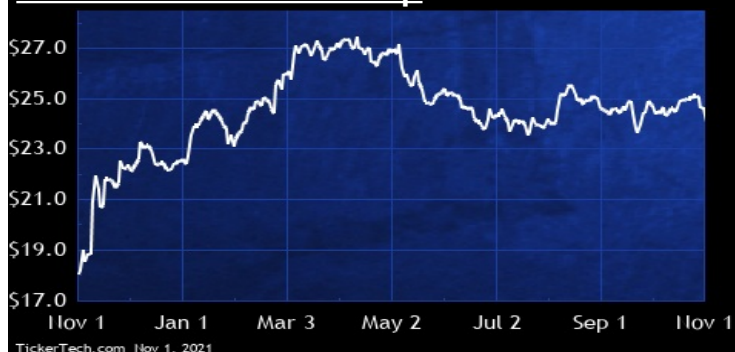
FINANCIAL

DividendRank	Symbol	Dividend	Recent Yield*
#1	MFC.CA	Q 1.12	4.65%
#2	ELF.CA	Q 10.00	1.10%
#3	TD.CA	Q 3.16	3.52%
#4	CM.CA	Q 5.84	3.89%
#5	GWO.CA	Q 1.75	4.81%
#6	FN.CA	M 2.35	5.64%
#7	IAG.CA	Q 1.94	2.65%
#8	POW.CA	Q 1.79	4.34%
#9	NA.CA	Q 2.84	2.77%
#10	CWB.CA	Q 1.16	2.93%
#11	BNS.CA	Q 3.60	4.44%
#12	BMO.CA	Q 4.24	3.16%
#13	IFC.CA	Q 3.32	2.00%
#14	IGM.CA	Q 2.25	4.58%
#15	FFH.CA	A 10.00	2.00%

* (updated 7 hours, 17 minutes ago) Yield calculations vary and may not be reliable nor comparable. Not all publicly traded securities are ranked; data may be incorrect or out of date. Rankings are for informational purposes only and do not constitute investment advice. [Full disclaimer](#)

SPOTLIGHT ON: MFC.CA — 4.7% YIELD

Manulife Financial Corp



Manulife Financial is a holding company. Through its subsidiary, The Manufacturers Life Insurance Company, Co. is a financial services group with operations in Asia, Canada and the U.S. Co.'s segments include: wealth and asset management businesses (Global WAM) and insurance and annuity products (Asia, Canada and U.S.). The Global WAM segment includes mutual funds and exchange-traded funds, group retirement and savings products, and institutional asset management services across all primary asset classes. The Asia, Canada and U.S. segment includes a variety of individual life insurance, individual and group long-term care insurance and guaranteed and partially guaranteed annuity products.

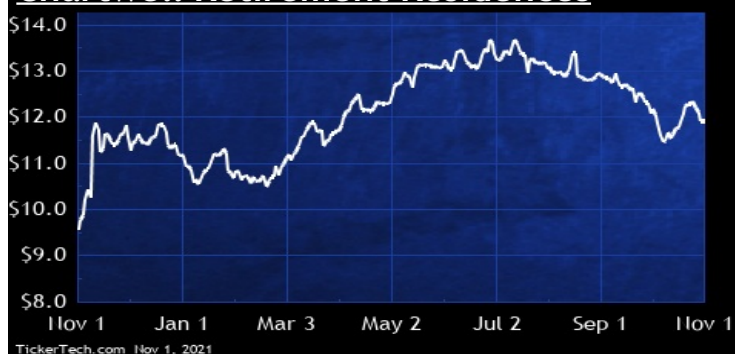
HEALTHCARE

DividendRank	Symbol	Dividend	Recent Yield*
#1	CSH.UN.CA	M 0.61	5.13%
#2	SIA.CA	M 0.94	6.60%
#3	EXE.CA	M 0.48	6.63%
#4	DR.CA	Q 0.28	3.03%
#5	HLS.CA	Q 0.20	1.05%

* (updated 7 hours, 17 minutes ago) Yield calculations vary and may not be reliable nor comparable. Not all publicly traded securities are ranked; data may be incorrect or out of date. Rankings are for informational purposes only and do not constitute investment advice. [Full disclaimer](#)

SPOTLIGHT ON: CSH.UN.CA — 5.1% YIELD

Chartwell Retirement Residences



Chartwell Retirement Residences is an open-ended real estate trust. Co. indirectly owns and operates a portfolio of seniors housing communities across the continuum of care, all of which are located in Canada. Co.'s portfolio includes: independent living, which consists of suites/townhouses/bungalows/apartments with availability of providing meals and dining, housekeeping and laundry services without personal care services or personal assistance available; and independent supportive living, which consists of suites/ townhouses/ bungalows/ apartments with dining, housekeeping and laundry services with personal assistance services available.

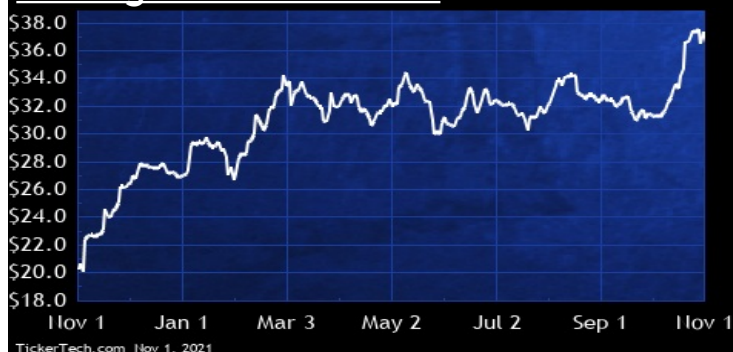
INDUSTRIAL

DividendRank	Symbol	Dividend	Recent Yield*
#1	FTT.CA	Q 0.90	2.46%
#2	SIS.CA	M 0.50	2.56%
#3	DBM.CA	Q 0.48	7.08%
#4	CHE.UN.CA	M 0.60	7.59%
#5	MAL.CA	Q 0.42	3.96%
#6	RCH.CA	Q 0.28	0.64%
#7	MX.CA	Q 0.50	0.90%
#8	NEO.CA	Q 0.40	2.10%
#9	AFN.CA	Q 0.60	2.21%

* (updated 7 hours, 17 minutes ago) Yield calculations vary and may not be reliable nor comparable. Not all publicly traded securities are ranked; data may be incorrect or out of date. Rankings are for informational purposes only and do not constitute investment advice. [Full disclaimer](#)

SPOTLIGHT ON: FTT.CA – 2.5% YIELD

Finning International Inc



Finning International is engaged in the selling, servicing, and renting of heavy equipment, engines, and related products. Co.'s reporting segments are comprised of: Canada, which conducts its operations in British Columbia, Alberta, Saskatchewan, Manitoba, Ontario, Quebec, New Brunswick and Nova Scotia, Canada and in Texas, United States; South American, which conducts its operations in Chile, Argentina, and Bolivia; and United Kingdom and Ireland, which conducts its operations in England, Scotland, Wales, Northern Ireland, and the Republic of Ireland.

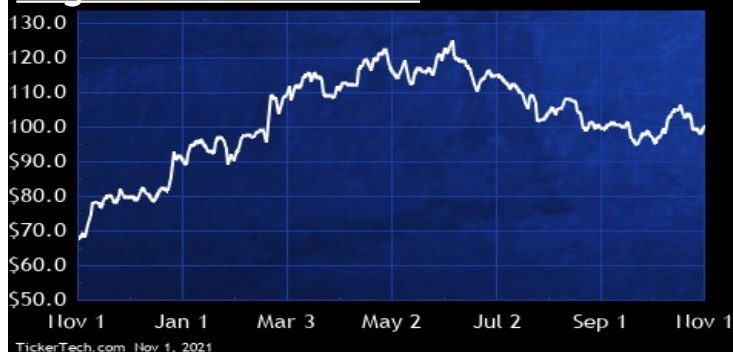
MANUFACTURING

DividendRank	Symbol	Dividend	Recent Yield*
#1	MG.CA	Q 2.21	2.20%
#2	ET.CA	Q 0.72	5.08%
#3	MRE.CA	Q 0.20	1.74%
#4	XTC.CA	Q 0.40	4.10%
#5	LNR.CA	Q 0.64	0.94%
#6	GIL.CA	Q 0.78	1.71%
#7	ABCT.CA	Q 0.15	1.99%
#8	CMI.CA	Q 0.05	2.00%
#9	VCM.CA	Q 0.22	1.36%

* (updated 7 hours, 17 minutes ago) Yield calculations vary and may not be reliable nor comparable. Not all publicly traded securities are ranked; data may be incorrect or out of date. Rankings are for informational purposes only and do not constitute investment advice. [Full disclaimer](#)

SPOTLIGHT ON: MG.CA – 2.2% YIELD

Magna International Inc



Magna International is an automotive supplier that has vehicle engineering and contract manufacturing capabilities, as well as product capabilities which include body, chassis, exterior, seating, powertrain, active driver assistance, electronics, mechatronics, mirrors, lighting and roof systems. Co. also has electronic and software capabilities across many of these areas. Co. is organized under four operating segments: Body Exteriors & Structures, Power & Vision, Seating Systems and Complete Vehicles

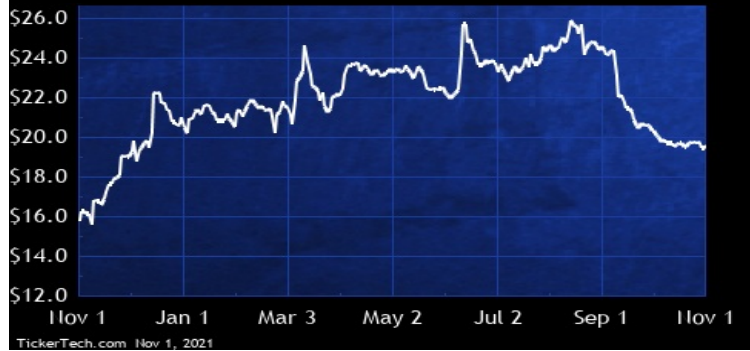
MATERIALS

DividendRank	Symbol	Dividend	Recent Yield*
#1	TCL.A.CA	Q 0.90	4.59%
#2	CAS.CA	Q 0.48	3.35%
#3	WFG.CA	Q 1.00	1.01%
#4	ITP.CA	Q 0.68	2.42%
#5	NTR.CA	Q 2.34	2.71%
#6	ADN.CA	Q 1.16	6.30%
#7	SJ.CA	Q 0.72	1.62%
#8	CCL.B.CA	Q 0.84	1.24%
#9	BOS.CA	Q 0.40	1.24%
#10	WPK.CA	Q 0.12	0.31%
#11	KPT.CA	Q 0.72	6.73%
#12	HDI.CA	Q 0.40	0.97%
#13	WEF.CA	Q 0.04	1.87%
#14	WBE.CA	Q 0.08	13.33%

* (updated 7 hours, 17 minutes ago) Yield calculations vary and may not be reliable nor comparable. Not all publicly traded securities are ranked; data may be incorrect or out of date. Rankings are for informational purposes only and do not constitute investment advice. [Full disclaimer](#)

SPOTLIGHT ON: TCL.A.CA – 4.6% YIELD

Transcontinental Inc



Transcontinental is engaged in flexible packaging. Co. mainly conducts business in three separate sectors: Packaging, which focuses on extrusion, lamination, printing and converting packaging solutions; Printing, which is engaged in service offering for retailers, including premedia services, flyer and in-store marketing product printing, and door-to-door distribution, as well as a range of print solutions for newspapers, magazines, 4-colour books and personalized and mass marketing products; and Media, which is engaged in print and digital publishing products, in French and English, of the following type: educational books, specialized publications for professionals and newspapers.

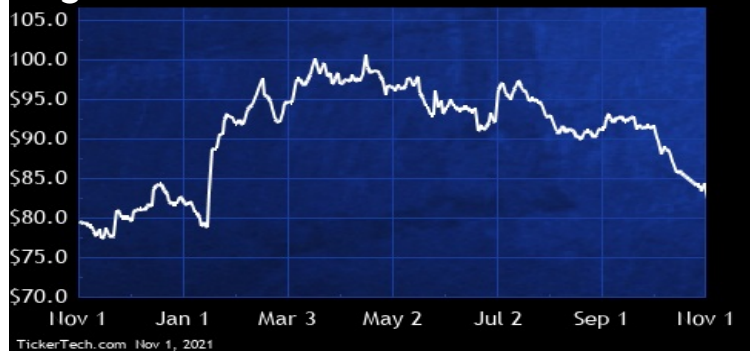
MEDIA

DividendRank	Symbol	Dividend	Recent Yield*
#1	CGO.CA	Q 2.18	2.65%
#2	CJR.B.CA	Q 0.24	4.28%
#3	QBR.B.CA	Q 1.10	3.49%
#4	RAY.A.CA	Q 0.30	4.49%
#5	Y.CA	Q 0.60	4.23%

* (updated 7 hours, 17 minutes ago) Yield calculations vary and may not be reliable nor comparable. Not all publicly traded securities are ranked; data may be incorrect or out of date. Rankings are for informational purposes only and do not constitute investment advice. [Full disclaimer](#)

SPOTLIGHT ON: CGO.CA – 2.6% YIELD

Cogeco Inc



Cogeco is a holding corporation operating in the communications and media sectors. Through its subsidiaries, Co. is engaged in providing residential customers as well as small and medium sized businesses with internet, video and telephony services through its two-way broadband fibre networks under the Cogeco Connexion brand in Quebec and Ontario, Canada, and the Atlantic Broadband brand in 11 states from Maine to Florida, United States; owning and operating 23 radio stations with complementary radio formats and coverage serving a range of audiences mainly across the province of Quebec; and operating Cogeco News, a news agency that feeds affiliates, independent and community radio stations.

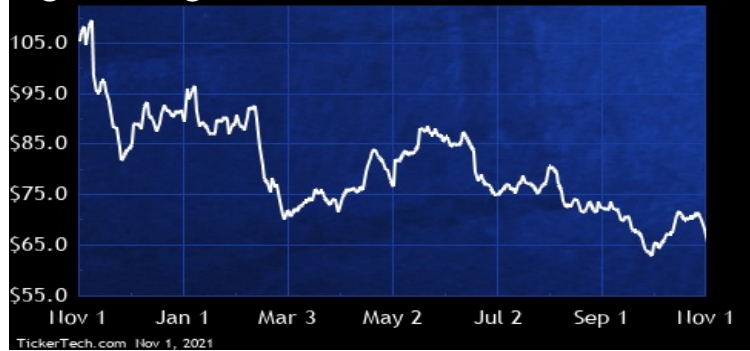
METALS & MINING

DividendRank	Symbol	Dividend	Recent Yield*
#1	AEM.CA	Q 1.40	2.13%
#2	LUN.CA	Q 0.36	3.34%
#3	KL.CA	Q 0.75	1.44%
#4	BTO.CA	Q 0.16	3.13%
#5	RUS.CA	Q 1.52	4.66%
#6	WPM.CA	Q 0.60	1.20%
#7	GCM.CA	M 0.18	3.55%
#8	STLC.CA	Q 0.80	1.86%
#9	K.CA	Q 0.15	2.06%
#10	CG.CA	Q 0.28	3.02%
#11	AGI.CA	Q 0.10	1.09%
#12	PAAS.CA	Q 0.40	1.26%
#13	DPL.CA	Q 0.12	1.47%
#14	LIF.CA	Q 8.40	23.44%
#15	CEE.CA	S 0.08	5.00%

* (updated 7 hours, 17 minutes ago) Yield calculations vary and may not be reliable nor comparable. Not all publicly traded securities are ranked; data may be incorrect or out of date. Rankings are for informational purposes only and do not constitute investment advice. [Full disclaimer](#)

SPOTLIGHT ON: AEM.CA – 2.1% YIELD

Agnico Eagle Mines Ltd



Agnico-Eagle Mines is a gold mining company with mining operations in Canada, Mexico and Finland. Co. earns a proportion of its revenues from the production and sale of gold in both dore bar and concentrate form. The remainder of revenue and cash flow is generated by the production and sale of byproduct metals. The revenue from byproduct metals is mainly generated by production at the LaRonde mine in Canada (silver, zinc, copper and lead) and the Pinos Altos mine in Mexico (silver).

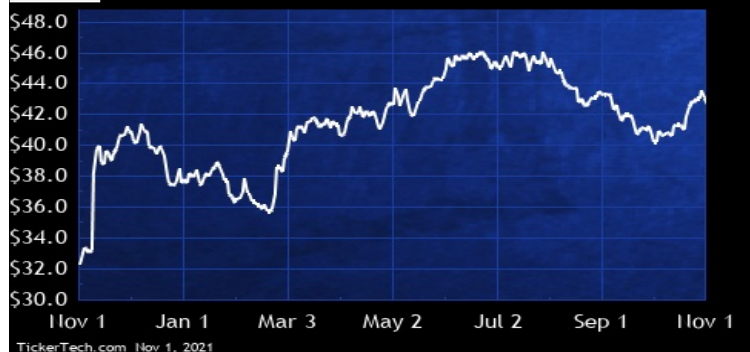
REAL ESTATE

DividendRank	Symbol	Dividend	Recent Yield*
#1	AP.UN.CA	M 1.70	3.98%
#2	AX.UN.CA	M 0.60	5.12%
#3	SRU.UN.CA	M 1.85	5.93%
#4	CAR.UN.CA	M 1.45	2.40%
#5	REI.UN.CA	M 0.96	4.31%
#6	INO.UN.CA	M 0.82	8.59%
#7	KMP.UN.CA	M 0.70	3.08%
#8	CRT.UN.CA	M 0.84	4.73%
#9	SMU.UN.CA	M 0.56	2.39%
#10	HR.UN.CA	M 0.69	4.06%
#11	D.UN.CA	M 1.00	4.28%
#12	BEI.UN.CA	M 1.00	1.87%
#13	NWH.UN.CA	M 0.80	6.02%
#14	CHP.UN.CA	M 0.74	4.97%
#15	DIR.UN.CA	M 0.70	4.13%

* (updated 7 hours, 17 minutes ago) Yield calculations vary and may not be reliable nor comparable. Not all publicly traded securities are ranked; data may be incorrect or out of date. Rankings are for informational purposes only and do not constitute investment advice. [Full disclaimer](#)

SPOTLIGHT ON: AP.UN.CA – 4.0% YIELD

Allied Properties Real Estate Investment Trust



Allied Properties Real Estate Investment is an unincorporated closed-end real estate investment trust. Co.'s objective are to provides unitholders with stable and cash distributions from investments in income-producing office properties in Canada; and to maximize unit value through ongoing management of assets and the acquisition of additional office properties.

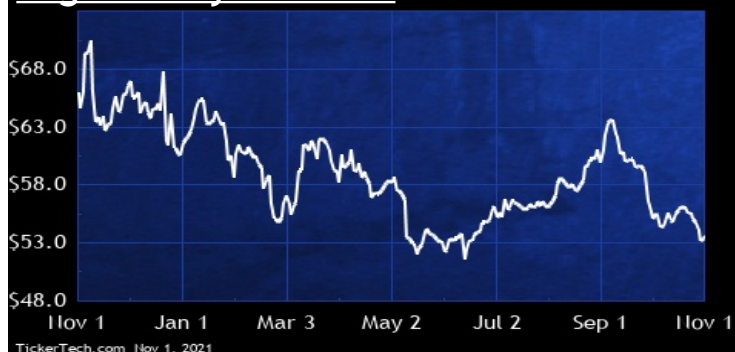
TECHNOLOGY

DividendRank	Symbol	Dividend	Recent Yield*
#1	ENGH.CA	Q 0.64	1.19%
#2	OTEX.CA	Q 1.11	1.77%
#3	ONEX.CA	Q 0.40	0.43%
#4	DND.CA	Q 0.07	0.20%
#5	SYZ.CA	Q 0.50	4.35%
#6	TCS.CA	Q 0.26	0.46%
#7	HMM.A.CA	S 0.04	1.02%
#8	HPS.A.CA	Q 0.34	2.98%
#9	QTRH.CA	Q 0.05	1.97%
#10	CTO.CA	A 0.06	4.84%
#11	ARD.CA	A 0.01	11.11%

* (updated 7 hours, 17 minutes ago) Yield calculations vary and may not be reliable nor comparable. Not all publicly traded securities are ranked; data may be incorrect or out of date. Rankings are for informational purposes only and do not constitute investment advice. [Full disclaimer](#)

SPOTLIGHT ON: ENGH.CA — 1.2% YIELD

Enghouse Systems Ltd



Enghouse Systems is engaged in providing software solutions focusing on remote work, visual computing and communications for next-generation software-defined networks. Co. is organized around two business segments: the Interactive Management Group (IMG) focuses on customer interaction software and services that are designed to improve customer service and manage customer communications across the enterprise; and the Asset Management Group (AMG) provides a portfolio of products to a number of verticals such as cable operators, network telecommunication providers, media, transit, defense and public safety companies.

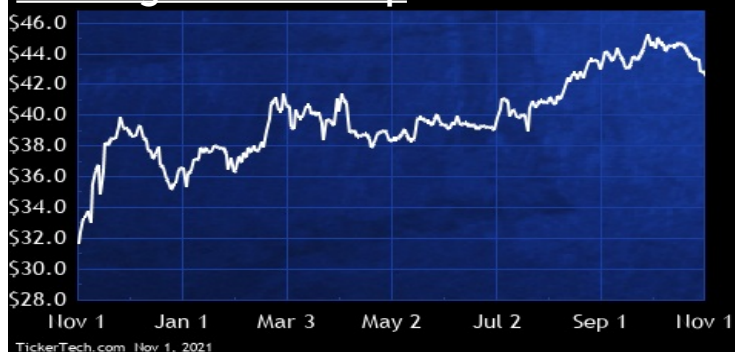
TRANSPORTATION

DividendRank	Symbol	Dividend	Recent Yield*
#1	EIF.CA	M 2.28	5.35%
#2	CNR.CA	Q 2.46	1.50%
#3	WTE.CA	Q 1.00	3.74%
#4	ALC.CA	Q 0.68	3.95%
#5	MTL.CA	M 0.48	3.75%
#6	TFIL.CA	Q 1.17	0.85%
#7	AND.CA	Q 0.20	0.41%
#8	CJT.CA	Q 1.04	0.53%
#9	LGT.B.CA	Q 0.43	0.95%

* (updated 7 hours, 17 minutes ago) Yield calculations vary and may not be reliable nor comparable. Not all publicly traded securities are ranked; data may be incorrect or out of date. Rankings are for informational purposes only and do not constitute investment advice. [Full disclaimer](#)

SPOTLIGHT ON: EIF.CA — 5.3% YIELD

Exchange Income Corp



Exchange Income is engaged as a diversified, acquisition-oriented corporation focused on opportunities in the aerospace, aviation, and manufacturing sectors. Co. has two operating segments: Aerospace and Aviation and Manufacturing.

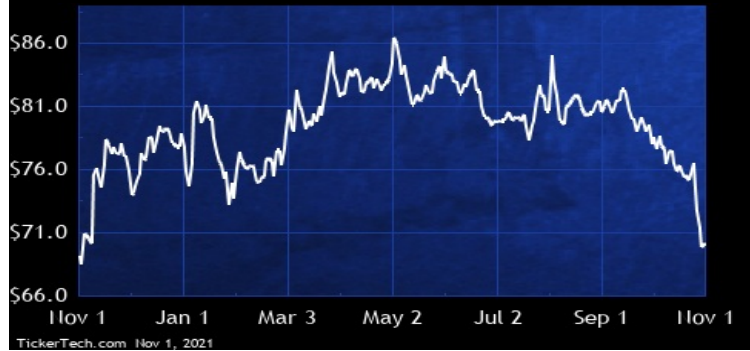
TRAVEL & ENTERTAINMENT

DividendRank	Symbol	Dividend	Recent Yield*
#1	QSR.CA	Q 2.12	3.03%
#2	BPF.UN.CA	M 1.02	6.87%
#3	AW.UN.CA	M 1.80	4.49%
#4	PZA.CA	M 0.72	6.13%
#5	MTY.CA	Q 0.74	1.22%
#6	KEG.UN.CA	M 1.14	7.03%
#7	PBL.CA	Q 0.16	0.34%
#8	SRV.UN.CA	M 1.08	9.04%

* (updated 7 hours, 17 minutes ago) Yield calculations vary and may not be reliable nor comparable. Not all publicly traded securities are ranked; data may be incorrect or out of date. Rankings are for informational purposes only and do not constitute investment advice. [Full disclaimer](#)

SPOTLIGHT ON: QSR.CA – 3.0% YIELD

Restaurant Brands International Inc



Restaurant Brands International is a holding company. Through its subsidiaries, Co. is engaged as a quick service restaurant (QSR) company with approximately 27,000 restaurants in more than 100 countries and U.S. territories as of Dec. 31, 2020. Co.'s Tim Hortons®, Burger King® and Popeyes® brands have similar franchise business models with complementary daypart mixes and product platforms.

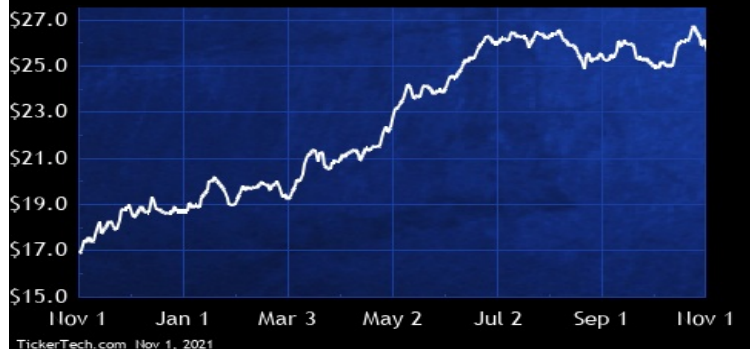
UTILITIES

DividendRank	Symbol	Dividend	Recent Yield*
#1	ALA.CA	M 1.00	3.90%
#2	FTS.CA	Q 2.14	3.88%
#3	EMA.CA	Q 2.65	4.60%
#4	CU.CA	Q 1.76	4.91%
#5	CPX.CA	Q 2.19	5.39%
#6	BCE.CA	Q 3.50	5.49%
#7	AQN.CA	Q 0.85	4.78%
#8	H.CA	Q 1.07	3.60%
#9	T.CA	Q 1.26	4.46%
#10	RNW.CA	M 0.94	5.13%
#11	CCA.CA	Q 2.56	2.41%
#12	INE.CA	Q 0.72	3.50%
#13	NPI.CA	M 1.20	3.02%
#14	ACO.X.CA	Q 1.79	4.27%
#15	TPZ.CA	Q 0.84	4.63%

* (updated 7 hours, 17 minutes ago) Yield calculations vary and may not be reliable nor comparable. Not all publicly traded securities are ranked; data may be incorrect or out of date. Rankings are for informational purposes only and do not constitute investment advice. [Full disclaimer](#)

SPOTLIGHT ON: ALA.CA – 3.9% YIELD

AltaGas Ltd



AltaGas is an energy infrastructure company that connects natural gas liquids and natural gas to domestic and global markets. Co.'s business segments are: Utilities, which owns utility assets that deliver natural gas to end-users in the United States; Midstream, which consist of global export assets and processing, fractionation, and liquids handling infrastructure that connect Western Canadian producers from wellhead to the coast and to global export markets, primarily focusing on liquefied petroleum gas; and Power, which is engaged in the generation and sale of capacity, electricity, ancillary services, and related products in Alberta, California, and Colorado.



 **Canada Stock Channel**

"Educating U.S. Investors About Canadian Stocks"