

## October, 2015 – DividendRank Report

<http://www.canadastockchannel.com/>

History has shown that the bulk of the stock market's returns are delivered by dividends. Only consistently profitable companies can afford to keep paying dividends, so profitability is of critical importance. And investors shouldn't pay too expensive a price to buy a stock, even if the company itself is strong. So therefore, dividend investors should be most interested in researching the strongest most profitable companies, that also happen to be trading at an attractive valuation.

Each month, Canada Stock Channel screens through our coverage universe of dividend paying Canadian stocks, to look at a variety of data – dividend history & yield, book value, quarterly earnings – and compare it to the stock's trading data to come up with certain calculations about profitability and about the stock's valuation (whether we think it looks "cheap" or "expensive"). Our proprietary DividendRank formula ranks stocks within the following 18 sectors/categories, to identify the top most "interesting" ideas that merit further research.



Business Services & Equipment

Construction

Consumer Goods

Consumer Services

Energy

ETFs & CEFs

Financial

Healthcare

Industrial

Manufacturing

Materials

Media

Metals & Mining

Real Estate

Technology

Transportation

Travel & Entertainment

Utilities

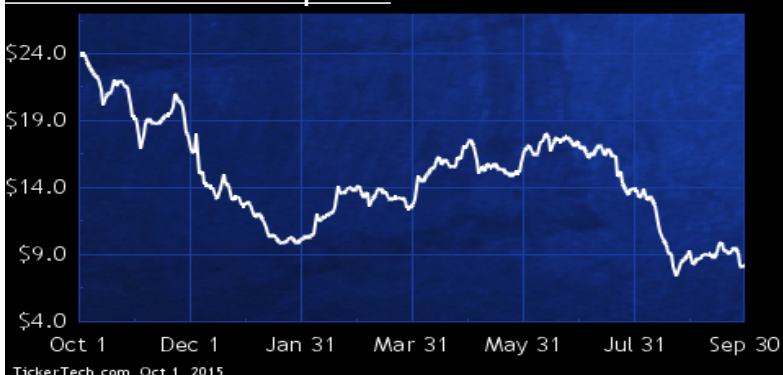
## Business Services & Equipment

DividendRank	Symbol	Dividend	Recent Yield*
#1	<a href="#">BDI.CA</a>	M 0.96	11.54%
#2	<a href="#">RBA.CA</a>	Q 0.64	1.86%
#3	<a href="#">STN.CA</a>	Q 0.42	1.44%
#4	<a href="#">DH.CA</a>	Q 1.28	3.27%
#5	<a href="#">MSI.CA</a>	M 0.78	5.09%
#6	<a href="#">DCI.CA</a>	M 1.44	11.71%
#7	<a href="#">HNL.CA</a>	Q 0.32	13.45%
#8	<a href="#">KBL.CA</a>	M 1.20	2.53%
#9	<a href="#">CTY.CA</a>	Q 1.12	6.88%
#10	<a href="#">CWL.CA</a>	Q 0.08	6.16%
#11	<a href="#">AHF.CA</a>	Q 0.02	5.00%
#12	<a href="#">IAM.CA</a>	A 0.06	6.25%

\* (updated 8 hours, 1 minute ago) Yield calculations vary and may not be reliable nor comparable. Not all publicly traded securities are ranked; data may be incorrect or out of date. Rankings are for informational purposes only and do not constitute investment advice. [Full disclaimer](#)

## Spotlight On: BDI.CA – 11.5% Yield

### Black Diamond Group Ltd.



Black Diamond Group, through its subsidiary companies and limited partnerships, is to rent modular structures for use as workforce accommodation and temporary workspace, rent various types of oilfield equipment used in the exploration and production of oil and gas and to provide complementary services including transportation, installation, dismantling, repair and maintenance of modular structures and oilfield rental equipment. Co. conducts its business through three principal segments: Camps and Workforce Accommodations, Space Rentals and Energy Services.

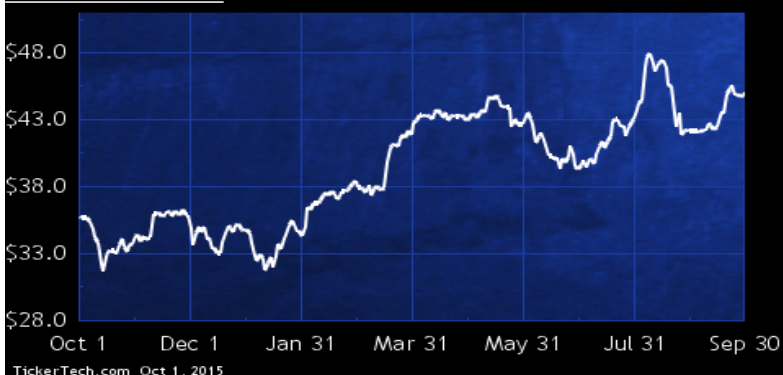
## Construction

DividendRank	Symbol	Dividend	Recent Yield*
#1	<a href="#">WSP.CA</a>	Q 1.50	3.34%
#2	<a href="#">TIH.CA</a>	Q 0.68	2.10%
#3	<a href="#">SNC.CA</a>	Q 1.00	2.64%
#4	<a href="#">BDT.CA</a>	M 0.76	6.33%
#5	<a href="#">RME.CA</a>	Q 0.46	7.16%
#6	<a href="#">ARE.CA</a>	Q 0.40	2.95%
#7	<a href="#">BAD.CA</a>	M 0.36	1.85%
#8	<a href="#">SOX.CA</a>	Q 0.48	8.64%
#9	<a href="#">SXI.CA</a>	A 0.01	2.39%

\* (updated 8 hours, 1 minute ago) Yield calculations vary and may not be reliable nor comparable. Not all publicly traded securities are ranked; data may be incorrect or out of date. Rankings are for informational purposes only and do not constitute investment advice. [Full disclaimer](#)

## Spotlight On: WSP.CA – 3.3% Yield

### WSP Global Inc



WSP Global is engaged in offering consulting services ranging from planning to execution, including conceptual and development studies, feasibility and economic studies, preliminary engineering and detailed design, plans and specifications, work supervision, environmental planning and projects and construction management. Co. operates in two geographic segment, Canada and International (Trinidad and Tobago and other countries). Through its subsidiaries, Co. operates in five industries: building, municipal infrastructure, industrial and energy, transportation and environment.

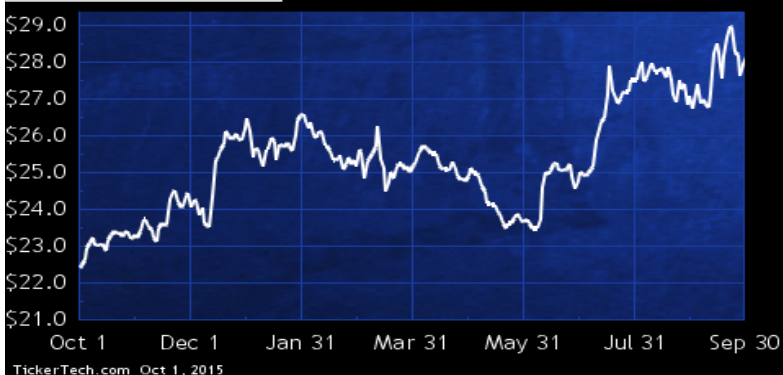
## Consumer Goods

DividendRank	Symbol	Dividend	Recent Yield*
#1	<a href="#">NWC.CA</a>	Q 1.24	4.41%
#2	<a href="#">CVL.CA</a>	Q 0.85	6.24%
#3	<a href="#">ACQ.CA</a>	Q 1.00	3.87%
#4	<a href="#">PBH.CA</a>	Q 1.38	4.41%
#5	<a href="#">SAP.CA</a>	Q 0.54	1.85%
#6	<a href="#">CTC.A.CA</a>	Q 2.10	1.75%
#7	<a href="#">CSW.A.CA</a>	Q 0.76	4.01%
#8	<a href="#">MFI.CA</a>	Q 0.32	1.46%
#9	<a href="#">DOL.CA</a>	Q 0.36	0.40%
#10	<a href="#">LIQ.CA</a>	M 1.08	9.87%
#11	<a href="#">WN.CA</a>	Q 1.70	1.58%
#12	<a href="#">UNS.CA</a>	Q 0.64	1.06%
#13	<a href="#">MRU.CA</a>	Q 0.47	1.28%
#14	<a href="#">TPX.B.CA</a>	Q 2.12	1.93%
#15	<a href="#">PJC.A.CA</a>	Q 0.44	2.19%

\*(updated 8 hours, 1 minute ago) Yield calculations vary and may not be reliable nor comparable. Not all publicly traded securities are ranked; data may be incorrect or out of date. Rankings are for informational purposes only and do not constitute investment advice. [Full disclaimer](#)

## Spotlight On: NWC.CA — 4.4% Yield

### North West Co Inc.



North West Company is a retailer to rural communities and urban neighbourhood markets in northern Canada, western Canada, rural Alaska, the South Pacific and the Caribbean. Co. offers a range of products and services with an emphasis on food and as of Jan 31 2011, operated 230 stores.

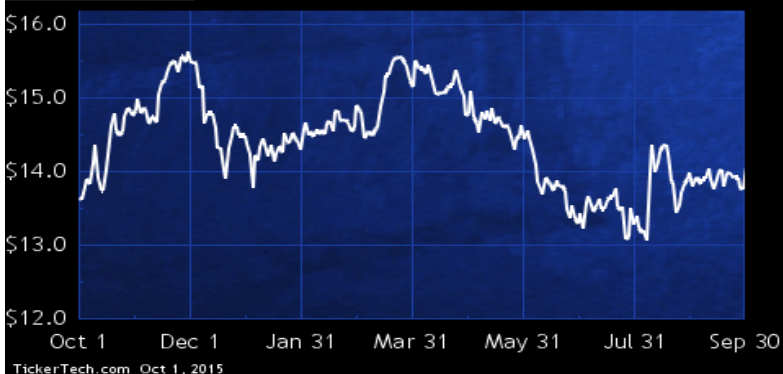
## Consumer Services

DividendRank	Symbol	Dividend	Recent Yield*
#1	<a href="#">ECI.CA</a>	M 0.84	5.97%
#2	<a href="#">SIA.CA</a>	M 0.90	5.35%
#3	<a href="#">PLC.CA</a>	M 0.46	4.18%
#4	<a href="#">AF.CA</a>	Q 0.18	1.52%

\*(updated 8 hours, 1 minute ago) Yield calculations vary and may not be reliable nor comparable. Not all publicly traded securities are ranked; data may be incorrect or out of date. Rankings are for informational purposes only and do not constitute investment advice. [Full disclaimer](#)

## Spotlight On: ECI.CA — 6.0% Yield

### EnerCare Inc



Enercare is the successor to the Consumers Waterheater Income Fund following the conversion of the Fund from an income trust to a corporate structure pursuant to a plan of arrangement under the Canada Business Corporation Act on Jan 1 2011. Co., through its wholly-owned subsidiaries, owns a portfolio of water heaters and other assets which are rented to customers across Ontario.

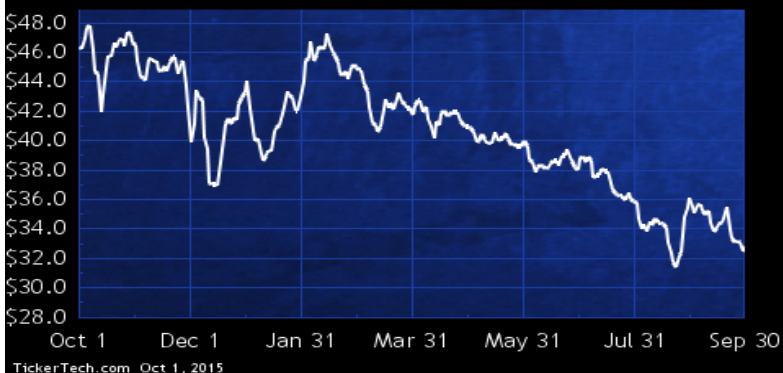
## Energy

DividendRank	Symbol	Dividend	Recent Yield*
#1	<a href="#">ALA.CA</a>	M 1.92	5.84%
#2	<a href="#">TRP.CA</a>	Q 2.08	4.93%
#3	<a href="#">ENB.CA</a>	Q 1.86	3.76%
#4	<a href="#">WCP.CA</a>	M 0.75	7.12%
#5	<a href="#">GEI.CA</a>	Q 1.28	7.66%
#6	<a href="#">PEY.CA</a>	M 1.32	4.76%
#7	<a href="#">VET.CA</a>	M 2.58	6.01%
#8	<a href="#">IPL.CA</a>	M 1.47	5.98%
#9	<a href="#">MTL.CA</a>	M 1.20	6.72%
#10	<a href="#">ENF.CA</a>	M 1.70	5.42%
#11	<a href="#">CPG.CA</a>	M 1.20	7.86%
#12	<a href="#">VSN.CA</a>	M 1.00	9.81%
#13	<a href="#">SU.CA</a>	Q 1.16	3.26%
#14	<a href="#">PPL.CA</a>	M 1.83	5.70%
#15	<a href="#">TOG.CA</a>	M 0.54	9.63%

\*(updated 8 hours, 1 minute ago) Yield calculations vary and may not be reliable nor comparable. Not all publicly traded securities are ranked; data may be incorrect or out of date. Rankings are for informational purposes only and do not constitute investment advice. [Full disclaimer](#)

## Spotlight On: ALA.CA — 5.8% Yield

### AltaGas Ltd



AltaGas, energy infrastructure company, focus on natural gas, power and regulated utilities. Co.'s operating segments are (i) Gas includes natural gas liquids ("NGL") processing and extraction plants, transmission pipelines to transport natural gas and NGL, natural gas gathering lines, field processing and natural gas storage facilities, energy consulting and sale of natural gas and electricity; (ii) Power includes coal-fired and gas-fired power output under power purchase arrangements and other agreements, gas-fired power, wind and run-of-river power plants, and sale of power to commercial and industrial users in Alberta; and (iii) Utility includes regulated natural gas distribution assets.

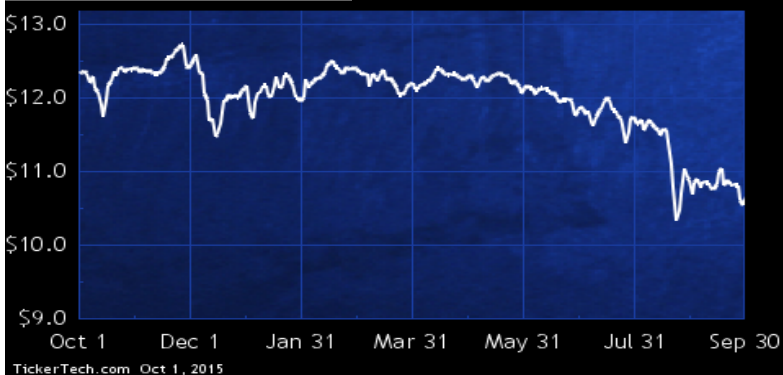
## ETFs & CEFs

DividendRank	Symbol	Dividend	Recent Yield*
#1	<a href="#">EIT.UN.CA</a>	M 1.20	11.24%
#2	<a href="#">RBN.UN.CA</a>	M 0.84	9.82%
#3	<a href="#">BGI.UN.CA</a>	Q 0.60	8.61%
#4	<a href="#">SIN.UN.CA</a>	M 0.73	10.74%
#5	<a href="#">MFR.UN.CA</a>	M 0.68	7.86%
#6	<a href="#">OCS.UN.CA</a>	Q 0.70	9.81%
#7	<a href="#">YP.UN.CA</a>	M 0.60	10.34%
#8	<a href="#">MID.UN.CA</a>	M 0.72	9.92%
#9	<a href="#">RPI.UN.CA</a>	M 0.88	5.64%
#10	<a href="#">MLP.CA</a>	M 0.70	9.65%
#11	<a href="#">IDX.UN.CA</a>	M 0.84	7.92%
#12	<a href="#">FRL.UN.CA</a>	M 0.65	7.46%
#13	<a href="#">FFI.UN.CA</a>	M 0.96	7.56%
#14	<a href="#">DCD.UN.CA</a>	Q 1.20	9.29%
#15	<a href="#">CIC.CA</a>	Q 0.70	7.00%

\*(updated 8 hours, 1 minute ago) Yield calculations vary and may not be reliable nor comparable. Not all publicly traded securities are ranked; data may be incorrect or out of date. Rankings are for informational purposes only and do not constitute investment advice. [Full disclaimer](#)

## Spotlight On: EIT.UN.CA — 11.2% Yield

### Canoe EIT Income Fund



Canoe EIT Income Fund is a closed-end investment trust. The Trust's investment objectives are to maximize monthly distributions relative to risk and maximize net asset value, while maintaining and expanding a diversified investment portfolio, primarily through acquiring, investing, holding, transferring, disposing of or otherwise dealing with or in equity and debt securities of royalty and income trusts, corporations, partnerships, or other issuers and such other investments as the Manager may determine in its sole discretion from time to time. As of Dec 31 2009, total fair value of the Trust's investment portfolio was C\$1,661,584,000.

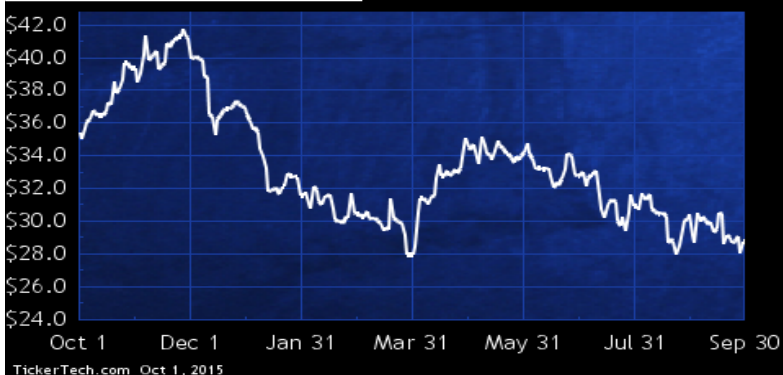
## Financial

DividendRank	Symbol	Dividend	Recent Yield*
#1	<a href="#">MIC.CA</a>	Q 1.56	5.43%
#2	<a href="#">BNS.CA</a>	Q 2.80	4.76%
#3	<a href="#">IGM.CA</a>	Q 2.25	6.65%
#4	<a href="#">CIX.CA</a>	M 1.32	4.36%
#5	<a href="#">RY.CA</a>	Q 3.16	4.29%
#6	<a href="#">PWF.CA</a>	Q 1.49	4.87%
#7	<a href="#">TD.CA</a>	Q 2.04	3.88%
#8	<a href="#">BMO.CA</a>	Q 3.28	4.51%
#9	<a href="#">CM.CA</a>	Q 4.48	4.68%
#10	<a href="#">SLF.CA</a>	Q 1.52	3.54%
#11	<a href="#">CWB.CA</a>	Q 0.88	3.75%
#12	<a href="#">LB.CA</a>	Q 2.24	4.46%
#13	<a href="#">POW.CA</a>	Q 1.25	4.50%
#14	<a href="#">IAG.CA</a>	Q 1.20	3.02%
#15	<a href="#">GWO.CA</a>	Q 1.30	4.08%

\* (updated 8 hours, 1 minute ago) Yield calculations vary and may not be reliable nor comparable. Not all publicly traded securities are ranked; data may be incorrect or out of date. Rankings are for informational purposes only and do not constitute investment advice. [Full disclaimer](#)

## Spotlight On: MIC.CA – 5.4% Yield

### Genworth MI Canada Inc



Genworth MI Canada, through its subsidiary Genworth Financial Mortgage Insurance Company Canada is engaged in mortgage insurance in Canada, and is regulated by the Office of the Superintendent of Financial Institutions Canada as well as financial services regulators in each province.

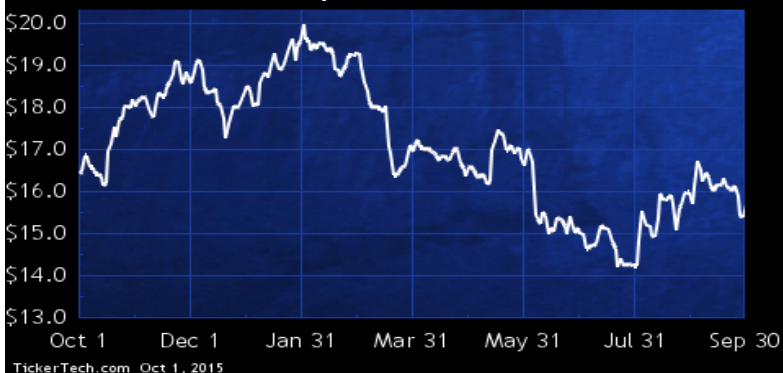
## Healthcare

DividendRank	Symbol	Dividend	Recent Yield*
#1	<a href="#">DR.CA</a>	M 1.12	7.16%
#2	<a href="#">ACC.CA</a>	Q 0.42	2.29%

\* (updated 8 hours, 1 minute ago) Yield calculations vary and may not be reliable nor comparable. Not all publicly traded securities are ranked; data may be incorrect or out of date. Rankings are for informational purposes only and do not constitute investment advice. [Full disclaimer](#)

## Spotlight On: DR.CA – 7.2% Yield

### Medical Facilities Corp



Medical Facilities through its wholly-owned U.S. subsidiary, owns indirect controlling interests in five limited liability entities (the "Centers"), each of which owns either a specialty surgical hospital or an ambulatory surgery center. The Centers provide facilities, including staff, surgical materials and supplies, and other support necessary for scheduled surgical, pain management, imaging, and diagnostic procedures and derive their revenue primarily from the fees charged for the use of these facilities. The Centers mainly focus on a limited number of clinical specialties such as orthopaedic, neurosurgery, pain management and other non-emergency elective procedures.

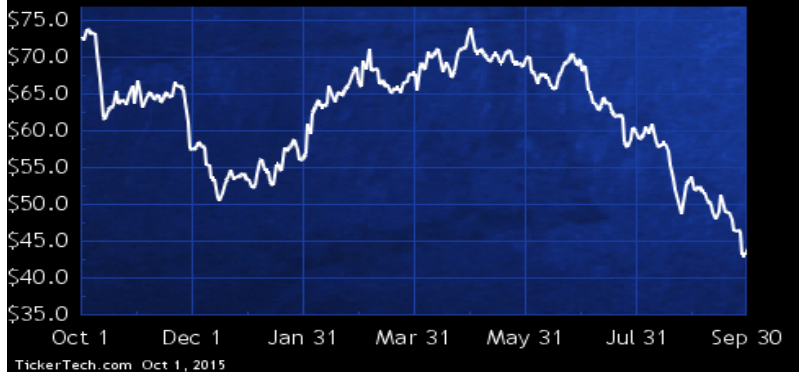
## Industrial

DividendRank	Symbol	Dividend	Recent Yield*
#1	<a href="#">MX.CA</a>	Q 1.10	2.49%
#2	<a href="#">FTT.CA</a>	Q 0.73	3.73%
#3	<a href="#">CHE.UN.CA</a>	M 1.20	6.89%
#4	<a href="#">CAE.CA</a>	Q 0.30	2.13%
#5	<a href="#">AFN.CA</a>	M 2.40	6.69%
#6	<a href="#">MAL.CA</a>	Q 0.22	1.40%
#7	<a href="#">XTC.CA</a>	Q 0.24	1.66%
#8	<a href="#">CWX.CA</a>	Q 0.56	10.39%
#9	<a href="#">CFL.CA</a>	Q 0.08	7.14%
#10	<a href="#">RCH.CA</a>	Q 0.60	0.91%
#11	<a href="#">CUS.CA</a>	Q 0.04	3.45%
#12	<a href="#">SIS.CA</a>	Q 0.16	3.02%
#13	<a href="#">VLN.CA</a>	Q 0.40	2.41%
#14	<a href="#">KLS.CA</a>	A 0.03	1.42%

\*(updated 8 hours, 1 minute ago) Yield calculations vary and may not be reliable nor comparable. Not all publicly traded securities are ranked; data may be incorrect or out of date. Rankings are for informational purposes only and do not constitute investment advice. [Full disclaimer](#)

## Spotlight On: MX.CA — 2.5% Yield

### Methanex Corp



Methanex is engaged in producing and selling methanol, a clear liquid commodity chemical that is predominantly produced from natural gas and also, particularly in China, from coal. Co. supplies methanol to the major international markets of Asia Pacific, North America, Europe and Latin America.

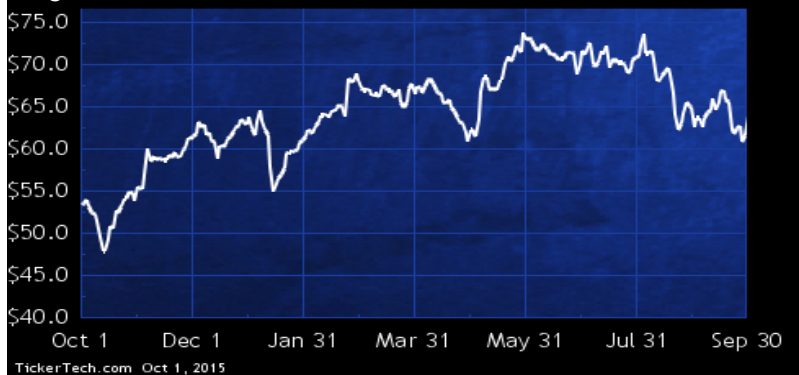
## Manufacturing

DividendRank	Symbol	Dividend	Recent Yield*
#1	<a href="#">MG.CA</a>	Q 0.88	1.37%
#2	<a href="#">NFI.CA</a>	M 0.62	3.10%
#3	<a href="#">DII.B.CA</a>	Q 1.20	3.81%
#4	<a href="#">ET.CA</a>	Q 0.72	5.14%
#5	<a href="#">LNR.CA</a>	Q 0.40	0.58%
#6	<a href="#">MRE.CA</a>	Q 0.12	1.14%
#7	<a href="#">WJX.CA</a>	Q 1.00	4.53%
#8	<a href="#">GIL.CA</a>	Q 0.26	0.65%
#9	<a href="#">CDV.CA</a>	Q 0.12	2.74%
#10	<a href="#">CMI.CA</a>	Q 0.05	4.59%
#11	<a href="#">VCM.CA</a>	Q 0.22	2.08%

\*(updated 8 hours, 1 minute ago) Yield calculations vary and may not be reliable nor comparable. Not all publicly traded securities are ranked; data may be incorrect or out of date. Rankings are for informational purposes only and do not constitute investment advice. [Full disclaimer](#)

## Spotlight On: MG.CA — 1.4% Yield

### Magna International Inc.



Magna International is engaged in the design, development and manufacture of automotive systems, assemblies, modules and components, and engineer and assemble complete vehicles, primarily for sale to original equipment manufacturers of cars and light trucks in North America, Europe, Asia, South America and Africa. Co.'s capabilities include the design and manufacture of automotive interior systems; seating systems; closure systems; body and chassis systems; vision systems; electronic systems; exterior systems; powertrain systems; roof systems; hybrid and electric vehicles/systems, as well as vehicle engineering and contract manufacturing services.

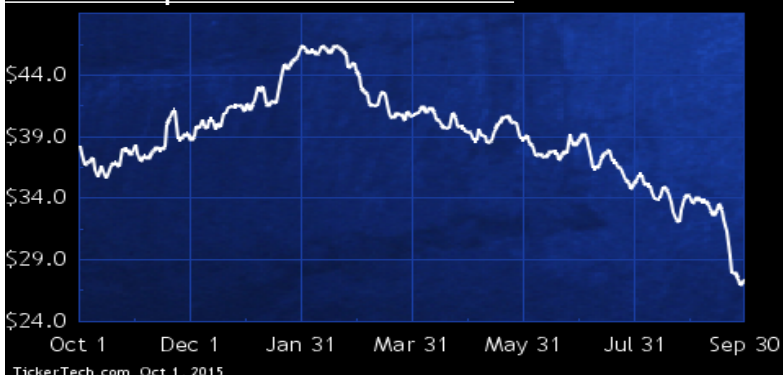
## Materials

DividendRank	Symbol	Dividend	Recent Yield*
#1	<a href="#">POT.CA</a>	Q 1.52	5.54%
#2	<a href="#">AGU.CA</a>	Q 3.50	2.93%
#3	<a href="#">UFS.CA</a>	Q 1.60	3.36%
#4	<a href="#">ADN.CA</a>	Q 0.90	4.49%
#5	<a href="#">CFX.CA</a>	Q 0.25	2.04%
#6	<a href="#">CCL.B.CA</a>	Q 1.50	0.81%
#7	<a href="#">WEF.CA</a>	Q 0.08	4.45%
#8	<a href="#">KPT.CA</a>	Q 0.72	5.93%
#9	<a href="#">WPK.CA</a>	Q 0.12	0.30%
#10	<a href="#">SJ.CA</a>	Q 0.32	0.75%
#11	<a href="#">BOS.CA</a>	Q 0.24	1.19%
#12	<a href="#">CAS.CA</a>	Q 0.16	1.86%
#13	<a href="#">NBD.CA</a>	Q 0.40	2.09%
#14	<a href="#">HWD.CA</a>	Q 0.22	1.38%
#15	<a href="#">WFT.CA</a>	Q 0.28	0.67%

\* (updated 8 hours, 1 minute ago) Yield calculations vary and may not be reliable nor comparable. Not all publicly traded securities are ranked; data may be incorrect or out of date. Rankings are for informational purposes only and do not constitute investment advice. [Full disclaimer](#)

## Spotlight On: POT.CA – 5.5% Yield

### Potash Corp. of Saskatchewan Inc.



Potash Corp. of Saskatchewan is a fertilizer and related industrial and feed products company. Co.'s potash operations include the mining and production of potash, which is predominantly used as fertilizer. Co.'s phosphate operations include the manufacture and sale of solid and liquid phosphate fertilizers, phosphate feed and industrial acid, which is used in food products and industrial processes. Co.'s nitrogen operations include production of nitrogen fertilizers and nitrogen chemicals. These products are used for agricultural, industrial and animal nutrition purposes.

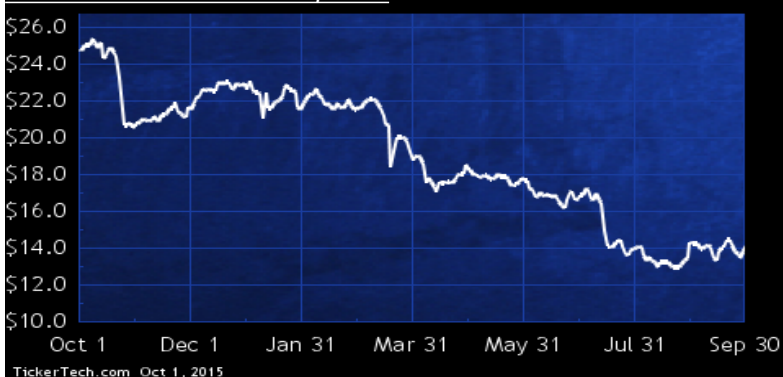
## Media

DividendRank	Symbol	Dividend	Recent Yield*
#1	<a href="#">CJR.B.CA</a>	M 1.14	8.08%
#2	<a href="#">TCL.A.CA</a>	Q 0.68	3.58%
#3	<a href="#">AIM.CA</a>	Q 0.76	6.51%
#4	<a href="#">CCA.CA</a>	Q 1.40	2.18%
#5	<a href="#">CGO.CA</a>	Q 1.02	1.92%
#6	<a href="#">TRI.CA</a>	Q 1.34	2.50%
#7	<a href="#">TS.B.CA</a>	Q 0.53	12.38%
#8	<a href="#">GVC.CA</a>	Q 0.08	10.82%
#9	<a href="#">QBR.B.CA</a>	Q 0.14	0.48%
#10	<a href="#">SAT.CA</a>	Q 0.08	3.96%
#11	<a href="#">NCC.A.CA</a>	S 0.12	1.12%
#12	<a href="#">GCT.CA</a>	Q 0.02	8.73%

\* (updated 8 hours, 1 minute ago) Yield calculations vary and may not be reliable nor comparable. Not all publicly traded securities are ranked; data may be incorrect or out of date. Rankings are for informational purposes only and do not constitute investment advice. [Full disclaimer](#)

## Spotlight On: CJR.B.CA – 8.1% Yield

### Corus Entertainment, Inc.



Corus Entertainment is a communications and entertainment company. Co. operates through two operating segments: Television, which is comprised of specialty television networks, pay television services, three television stations and the Corus content business, which consists of the production and distribution of films and television programs, merchandise licensing, publishing and animation software; and Radio, which comprises 37 radio stations, situated primarily in urban centres in English Canada, with a focus in the populated area of Southern Ontario.

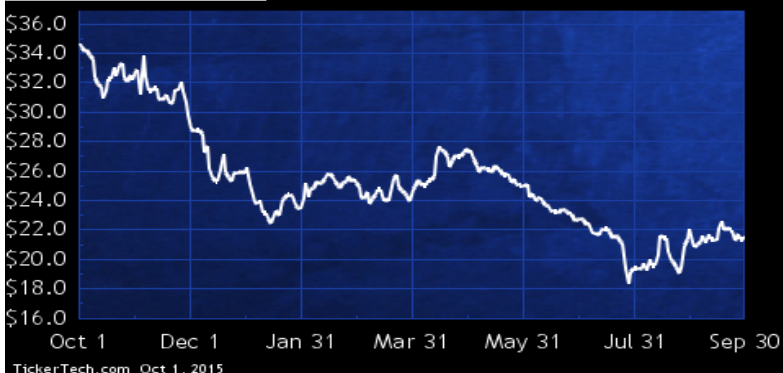
## Metals & Mining

DividendRank	Symbol	Dividend	Recent Yield*
#1	<a href="#">RUS.CA</a>	Q 1.52	7.04%
#2	<a href="#">PSK.CA</a>	M 1.30	5.13%
#3	<a href="#">G.CA</a>	M 0.24	1.43%
#4	<a href="#">CCO.CA</a>	Q 0.40	2.46%
#5	<a href="#">LIF.CA</a>	Q 1.00	7.00%
#6	<a href="#">NSU.CA</a>	Q 0.16	4.09%
#7	<a href="#">PAA.CA</a>	Q 0.20	2.36%
#8	<a href="#">DDC.CA</a>	S 0.40	2.81%
#9	<a href="#">THO.CA</a>	M 0.24	2.33%
#10	<a href="#">CEE.CA</a>	S 0.02	1.60%
#11	<a href="#">CG.CA</a>	Q 0.16	2.13%
#12	<a href="#">MND.CA</a>	Q 0.04	5.40%
#13	<a href="#">FNV.CA</a>	Q 0.84	1.43%
#14	<a href="#">ELD.CA</a>	S 0.02	0.47%
#15	<a href="#">SLW.CA</a>	Q 0.20	1.25%

\* (updated 8 hours, 1 minute ago) Yield calculations vary and may not be reliable nor comparable. Not all publicly traded securities are ranked; data may be incorrect or out of date. Rankings are for informational purposes only and do not constitute investment advice. [Full disclaimer](#)

## Spotlight On: RUS.CA — 7.0% Yield

### Russel Metals Inc.



Russel Metals is a metals distribution company, conducting business primarily in three segments: metals service centers which provides processing and distribution services of metal products in a range of sizes, shapes and specifications, including carbon hot rolled and cold finished steel, pipe and tubular products, stainless steel and aluminum; energy tubular products which distributes oil country tubular products, line pipe, tubes, valves and fittings, primarily to the energy industry in Western Canada and the United States; and steel distributors which sells steel to customers in large volumes, mainly on an "as is" basis.

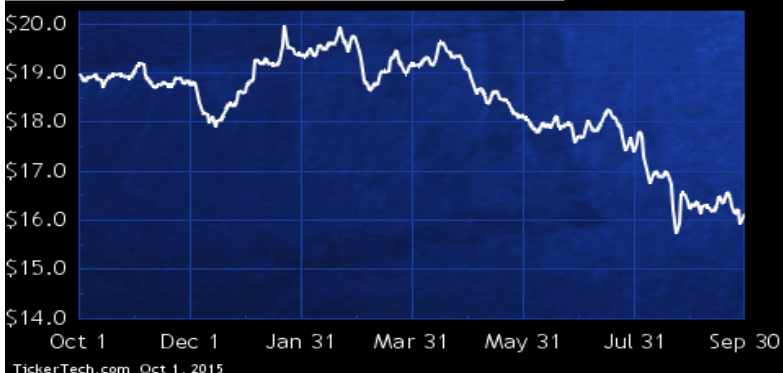
## Real Estate

DividendRank	Symbol	Dividend	Recent Yield*
#1	<a href="#">CUF.UN.CA</a>	M 1.47	9.12%
#2	<a href="#">BEI.UN.CA</a>	M 2.04	3.73%
#3	<a href="#">AP.UN.CA</a>	M 1.46	4.18%
#4	<a href="#">D.UN.CA</a>	M 2.24	10.57%
#5	<a href="#">NPR.UN.CA</a>	M 1.63	8.26%
#6	<a href="#">HR.UN.CA</a>	M 1.35	6.57%
#7	<a href="#">AX.UN.CA</a>	M 1.08	8.52%
#8	<a href="#">REF.UN.CA</a>	M 1.80	4.39%
#9	<a href="#">FCR.CA</a>	Q 0.86	4.60%
#10	<a href="#">CAR.UN.CA</a>	M 1.22	4.30%
#11	<a href="#">SRU.UN.CA</a>	M 1.60	5.24%
#12	<a href="#">CRR.UN.CA</a>	M 0.89	6.94%
#13	<a href="#">REI.UN.CA</a>	M 1.41	5.54%
#14	<a href="#">CRT.UN.CA</a>	M 0.66	5.16%
#15	<a href="#">DRG.UN.CA</a>	M 0.80	9.05%

\* (updated 8 hours, 1 minute ago) Yield calculations vary and may not be reliable nor comparable. Not all publicly traded securities are ranked; data may be incorrect or out of date. Rankings are for informational purposes only and do not constitute investment advice. [Full disclaimer](#)

## Spotlight On: CUF.UN.CA — 9.1% Yield

### Cominar Real Estate Investment Trust



Cominar Real Estate Investment Trust is an unincorporated closed-end real estate investment trust principally engaged in the commercial property ownership and management. Co. operates in three segments: office properties, retail properties and industrial and mixed-use properties.

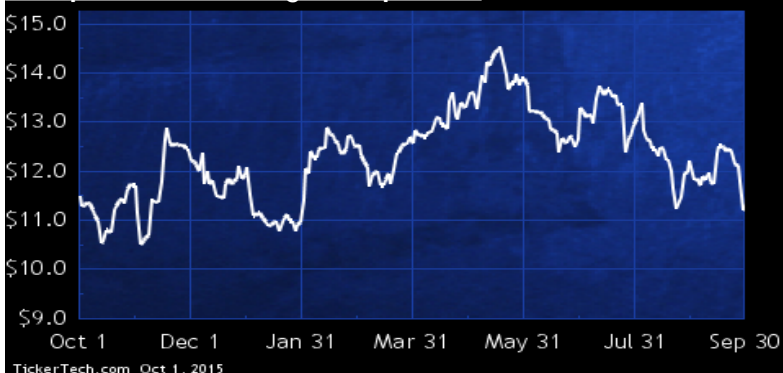
## Technology

DividendRank	Symbol	Dividend	Recent Yield*
#1	<a href="#">CMG.CA</a>	Q 0.40	3.54%
#2	<a href="#">WIN.CA</a>	Q 0.21	8.68%
#3	<a href="#">MDA.CA</a>	Q 1.48	2.04%
#4	<a href="#">ISV.CA</a>	Q 0.80	5.64%
#5	<a href="#">ESL.CA</a>	Q 0.48	0.90%
#6	<a href="#">MDF.CA</a>	Q 0.40	2.40%
#7	<a href="#">HPS.A.CA</a>	Q 0.24	3.59%
#8	<a href="#">PUR.CA</a>	Q 0.12	2.33%
#9	<a href="#">TCS.CA</a>	Q 0.10	1.12%
#10	<a href="#">RC.CA</a>	Q 0.06	1.49%
#11	<a href="#">AXX.CA</a>	Q 0.05	1.72%

\*updated 8 hours, 1 minute ago) Yield calculations vary and may not be reliable nor comparable. Not all publicly traded securities are ranked; data may be incorrect or out of date. Rankings are for informational purposes only and do not constitute investment advice. [Full disclaimer](#)

## Spotlight On: CMG.CA – 3.5% Yield

### Computer Modelling Group, Ltd.



Computer Modelling Group is a computer software technology company engaged in the development and licensing of reservoir simulation software. Co. also provides professional services consisting of highly specialized support, consulting, training, and contract research activities. Co. has sales and technical support services based in Calgary, Houston, London, Caracas, Dubai, Bogota and Kuala Lumpur.

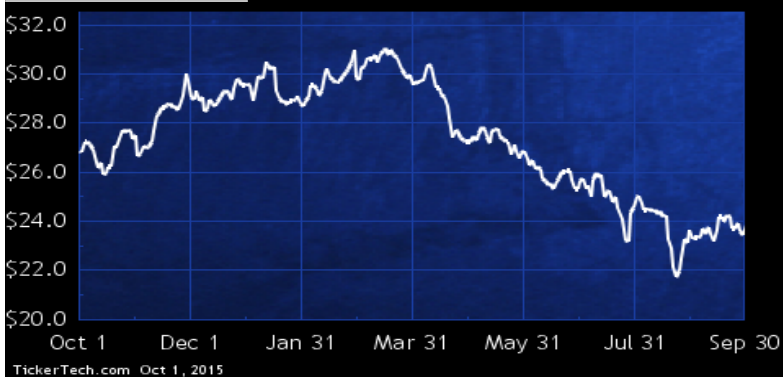
## Transportation

DividendRank	Symbol	Dividend	Recent Yield*
#1	<a href="#">TFI.CA</a>	Q 0.68	2.85%
#2	<a href="#">CNR.CA</a>	Q 1.25	1.65%
#3	<a href="#">EIF.CA</a>	M 1.92	7.91%
#4	<a href="#">WJA.CA</a>	Q 0.56	2.36%
#5	<a href="#">CHR.B.CA</a>	M 0.48	8.78%
#6	<a href="#">WTE.CA</a>	Q 1.32	5.20%
#7	<a href="#">STB.CA</a>	M 0.44	8.13%
#8	<a href="#">CP.CA</a>	Q 1.40	0.74%
#9	<a href="#">HNZ.A.CA</a>	M 1.10	6.61%
#10	<a href="#">ALC.CA</a>	Q 0.28	1.83%
#11	<a href="#">TMA.CA</a>	Q 0.28	5.59%
#12	<a href="#">CKI.CA</a>	Q 0.40	3.94%
#13	<a href="#">CJT.CA</a>	Q 0.60	2.85%
#14	<a href="#">LGT.B.CA</a>	Q 0.33	0.80%

\*updated 8 hours, 1 minute ago) Yield calculations vary and may not be reliable nor comparable. Not all publicly traded securities are ranked; data may be incorrect or out of date. Rankings are for informational purposes only and do not constitute investment advice. [Full disclaimer](#)

## Spotlight On: TFI.CA – 2.9% Yield

### TransForce, Inc.



TransForce is engaged in the transportation and logistics industry. Co. provides a combination of capabilities, resources and geographical coverage in both domestic and trans-border markets. Through its subsidiaries, Co. operates throughout North America and serves Canadian urban centers in four reportable segments: Less-Than-Truckload; Package and Courier; Specialized Services, which includes services to the energy sector and other services, which includes waste management, logistics and ancillary transportation services; Truckload, which includes specialized truckload and dedicated services.

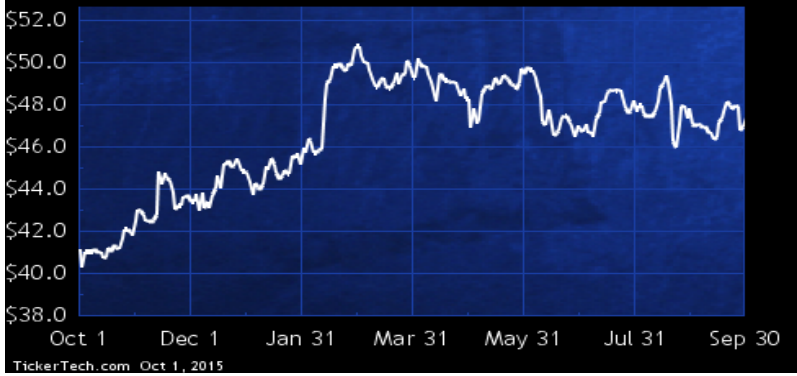
## Travel & Entertainment

DividendRank	Symbol	Dividend	Recent Yield*
#1	<a href="#">CGX.CA</a>	M 1.56	3.29%
#2	<a href="#">BPF.UN.CA</a>	M 1.30	7.55%
#3	<a href="#">WB.CA</a>	Q 0.97	4.53%
#4	<a href="#">PZA.CA</a>	M 0.82	6.03%
#5	<a href="#">AW.UN.CA</a>	M 1.45	5.71%
#6	<a href="#">GH.CA</a>	M 0.88	9.07%
#7	<a href="#">QSR.CA</a>	Q 0.48	1.00%
#8	<a href="#">MTY.CA</a>	Q 0.40	1.26%
#9	<a href="#">HLC.CA</a>	Q 0.14	3.11%
#10	<a href="#">SRV.UN.CA</a>	M 1.14	9.01%
#11	<a href="#">KEG.UN.CA</a>	M 1.01	5.64%
#12	<a href="#">TPH.CA</a>	Q 0.10	8.20%
#13	<a href="#">IRG.CA</a>	Q 0.08	3.81%

\* (updated 8 hours, 1 minute ago) Yield calculations vary and may not be reliable nor comparable. Not all publicly traded securities are ranked; data may be incorrect or out of date. Rankings are for informational purposes only and do not constitute investment advice. [Full disclaimer](#)

## Spotlight On: CGX.CA — 3.3% Yield

### Cineplex Inc.



Cineplex is engaged in the motion pictures industries in Canada. Co. with its subsidiaries and partnerships involves in the activities of production, distribution and exhibition. Production involves the development, financing and creation of feature-length motion pictures. Distribution involves the promotion and exploitation of motion pictures. Theatrical exhibition is the primary channel for new motion picture releases. As of Dec. 31, 2011, Co. owned, leased or had a joint venture interest in 130 theatres with 1,352 screens. Co.'s theatres operate under the following brands: Cineplex Odeon, Coliseum, Colossus, Famous Players, Galaxy, SilverCity, Cinema City and Scotiabank Theatre.

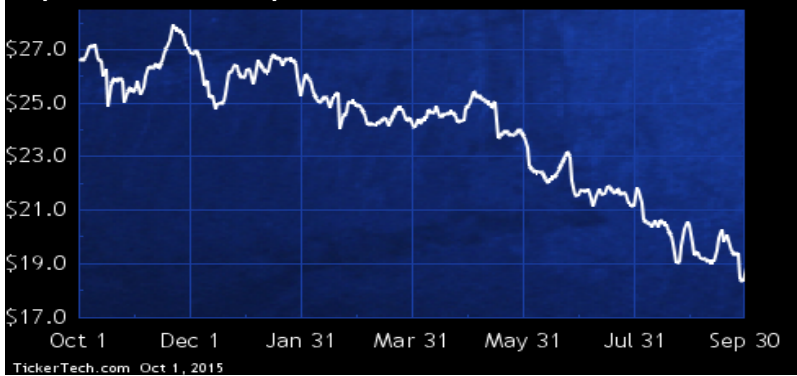
## Utilities

DividendRank	Symbol	Dividend	Recent Yield*
#1	<a href="#">CPX.CA</a>	Q 1.46	7.74%
#2	<a href="#">FTS.CA</a>	Q 1.50	3.93%
#3	<a href="#">BCE.CA</a>	Q 2.60	4.77%
#4	<a href="#">T.CA</a>	Q 1.68	4.00%
#5	<a href="#">PEG.CA</a>	Q 1.45	5.70%
#6	<a href="#">AQN.CA</a>	Q 0.38	4.03%
#7	<a href="#">VNR.CA</a>	Q 1.04	6.25%
#8	<a href="#">INE.CA</a>	Q 0.62	5.94%
#9	<a href="#">SPB.CA</a>	M 0.72	6.56%
#10	<a href="#">EMA.CA</a>	Q 1.90	4.30%
#11	<a href="#">RNW.CA</a>	M 0.84	8.17%
#12	<a href="#">NPI.CA</a>	M 1.08	6.22%
#13	<a href="#">BIN.CA</a>	Q 0.68	1.93%
#14	<a href="#">TA.CA</a>	Q 0.72	11.62%
#15	<a href="#">CU.CA</a>	Q 1.18	3.27%

\* (updated 8 hours, 1 minute ago) Yield calculations vary and may not be reliable nor comparable. Not all publicly traded securities are ranked; data may be incorrect or out of date. Rankings are for informational purposes only and do not constitute investment advice. [Full disclaimer](#)

## Spotlight On: CPX.CA — 7.7% Yield

### Capital Power Corp



Capital Power is engaged in the building, owning and operating of power plants and managing its related electricity and natural gas portfolios by undertaking trading and marketing activities within Canada and the United States.



# Canada Stock Channel

*"Educating U.S. Investors About Canadian Stocks"*