

October, 2020 – *DividendRank* Report

<http://www.canadastockchannel.com/>

History has shown that the bulk of the stock market's returns are delivered by dividends. Only consistently profitable companies can afford to keep paying dividends, so profitability is of critical importance. And investors shouldn't pay too expensive a price to buy a stock, even if the company itself is strong. So therefore, dividend investors should be most interested in researching the strongest most profitable companies, that also happen to be trading at an attractive valuation.

Each month, Canada Stock Channel screens through our coverage universe of dividend paying Canadian stocks, to look at a variety of data – dividend history & yield, book value, quarterly earnings – and compare it to the stock's trading data to come up with certain calculations about profitability and about the stock's valuation (whether we think it looks "cheap" or "expensive"). Our proprietary *DividendRank* formula ranks stocks within the following 18 sectors/categories, to identify the top most "interesting" ideas that merit further research.

Business Services & Equipment

Construction

Consumer Goods

Consumer Services

Energy

ETFs & CEFs

Financial

Healthcare

Industrial

Manufacturing

Materials

Media

Metals & Mining

Real Estate

Technology

Transportation

Travel & Entertainment

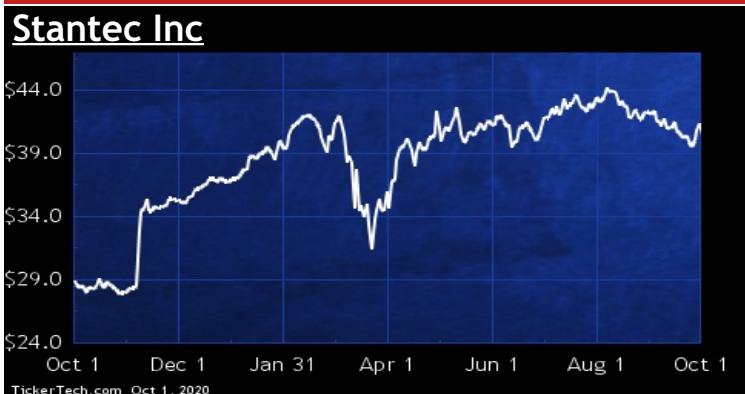
Utilities

BUSINESS SERVICES & EQUIPMENT

DividendRank	Symbol	Dividend	Recent Yield*
#1	STN.CA	Q 0.62	1.53%
#2	MSI.CA	M 0.78	2.81%
#3	RBA.CA	Q 0.88	1.47%
#4	TRI.CA	Q 2.00	1.88%
#5	KBL.CA	M 1.20	4.32%
#6	CGY.CA	Q 1.12	1.67%
#7	BYD.CA	Q 0.55	0.27%
#8	CWL.CA	Q 0.09	12.00%

* (updated 7 hours, 14 minutes ago) Yield calculations vary and may not be reliable nor comparable. Not all publicly traded securities are ranked; data may be incorrect or out of date. Rankings are for informational purposes only and do not constitute investment advice. [Full disclaimer](#)

SPOTLIGHT ON: STN.CA – 1.5% YIELD



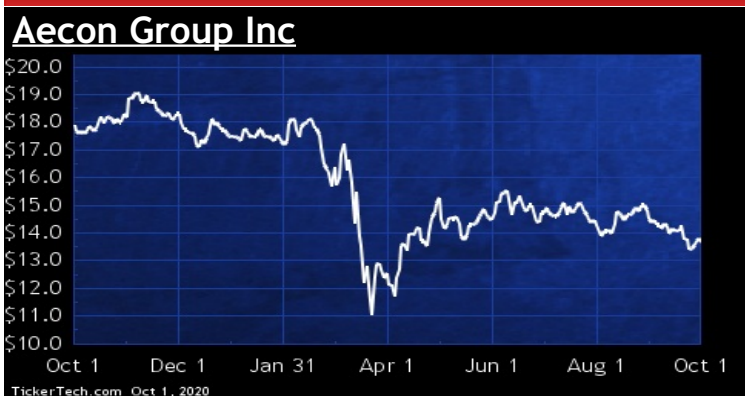
Stantec is a provider of comprehensive professional services in the area of infrastructure and facilities for clients in the public and private sectors. Co.'s services include planning, engineering, architecture, interior design, landscape architecture, surveying and geomatics, project management, environmental sciences, and project economics for infrastructure and facilities projects.

CONSTRUCTION

DividendRank	Symbol	Dividend	Recent Yield*
#1	ARE.CA	Q 0.64	4.68%
#2	TIH.CA	Q 1.24	1.56%
#3	BAD.CA	M 0.60	1.58%
#4	NFI.CA	Q 0.85	5.13%
#5	WSP.CA	Q 1.50	1.72%
#6	BDT.CA	M 0.39	6.07%
#7	RME.CA	Q 0.06	1.15%
#8	SNC.CA	Q 0.08	0.37%

* (updated 7 hours, 14 minutes ago) Yield calculations vary and may not be reliable nor comparable. Not all publicly traded securities are ranked; data may be incorrect or out of date. Rankings are for informational purposes only and do not constitute investment advice. [Full disclaimer](#)

SPOTLIGHT ON: ARE.CA – 4.7% YIELD



Aecon Group is a publicly traded construction and infrastructure development company. Co. serves both private and public sector clients across Canada and internationally, with services ranging from financing, design, construction and operation to procurement, materials engineering and fabrication. Co. operates in three principal segments. Infrastructure segment includes all aspects of the construction of infrastructure; buildings segment is active in the construction of commercial and institutional buildings; and industrial segment encompasses all of Co.'s industrial construction and industrial manufacturing activities.

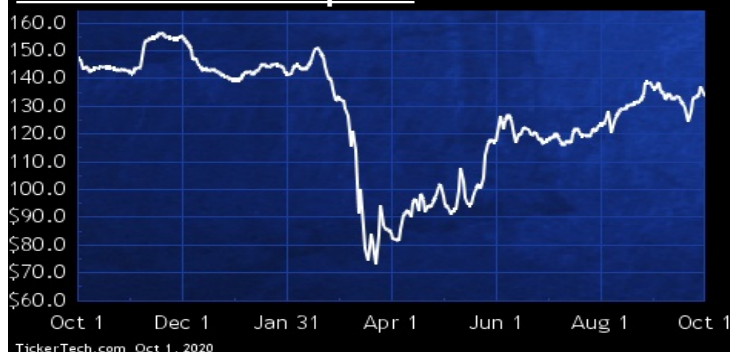
CONSUMER GOODS

DividendRank	Symbol	Dividend	Recent Yield*
#1	<u>CTC.A.CA</u>	Q 4.55	3.39%
#2	<u>NWC.CA</u>	Q 1.44	3.96%
#3	<u>PBH.CA</u>	Q 2.31	2.30%
#4	<u>MRU.CA</u>	Q 0.90	1.41%
#5	<u>SAP.CA</u>	Q 0.70	2.10%
#6	<u>L.CA</u>	Q 1.26	1.81%
#7	<u>WN.CA</u>	Q 2.10	2.14%
#8	<u>MFL.CA</u>	Q 0.64	2.36%
#9	<u>TPX.B.CA</u>	Q 3.02	6.70%
#10	<u>CTC.CA</u>	Q 4.55	2.21%
#11	<u>EMP.A.CA</u>	Q 0.52	1.35%
#12	<u>LNF.CA</u>	Q 0.56	3.03%
#13	<u>JWEL.CA</u>	Q 0.50	1.19%
#14	<u>RSI.CA</u>	Q 0.36	7.52%
#15	<u>ADW.A.CA</u>	Q 0.22	2.13%

* (updated 7 hours, 14 minutes ago) Yield calculations vary and may not be reliable nor comparable. Not all publicly traded securities are ranked; data may be incorrect or out of date. Rankings are for informational purposes only and do not constitute investment advice. [Full disclaimer](#)

SPOTLIGHT ON: CTC.A.CA – 3.4% YIELD

Canadian Tire Corp Ltd



Canadian Tire Corporation comprises three main business operations, which provides a range of retail goods and services. Co.'s three main business operations are: Retail, which is conducted through a number of banners, including Canadian Tire, Canadian Tire Gas (Petroleum), Mark's, PartSource, and various FGL Sports banners; CT REIT, which is a real estate investment trust engaged in owning, developing and leasing commercial properties; as well as Financial Services, which markets a range of Canadian Tire-branded credit cards, insurance and warranty products and processes credit card transactions with respect to purchases made in Canadian Tire associate stores and Petroleum outlets.

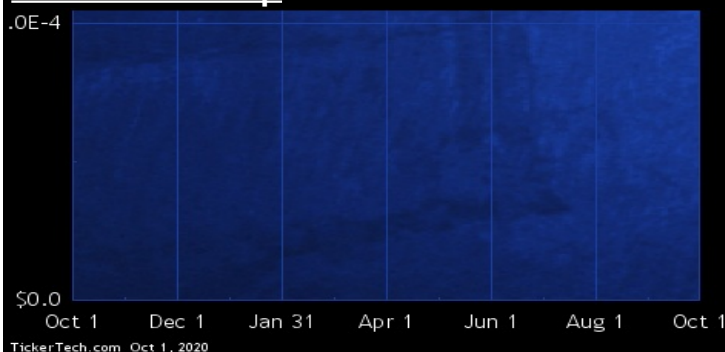
CONSUMER SERVICES

DividendRank	Symbol	Dividend	Recent Yield*
#1	<u>PLC.CA</u>	M 0.46	1.66%

* (updated 7 hours, 14 minutes ago) Yield calculations vary and may not be reliable nor comparable. Not all publicly traded securities are ranked; data may be incorrect or out of date. Rankings are for informational purposes only and do not constitute investment advice. [Full disclaimer](#)

SPOTLIGHT ON: PLC.CA – 1.7% YIELD

Park Lawn Corp



Park Lawn is an unincorporated open-ended limited purpose trust company. Co., through its subsidiaries, Park Lawn Limited Partnership and Park Lawn Management Services Inc., owns and operates six cemeteries in the Greater Toronto Area. These cemeteries are: Park Lawn Cemetery, Riverside Cemetery & Crematorium, Sanctuary Park Cemetery, Westminster Cemetery, Crematorium & Mausoleum, Forest Lawn Crematorium & Mausoleum, and Hillcrest Cemetery. The cemeteries and crematoria offer products and services associated with cremation, burial rights and services. Co., through its subsidiary, Bloorpark Developments Inc., also develops the Kingsway Condominium project on Bloor Street West.

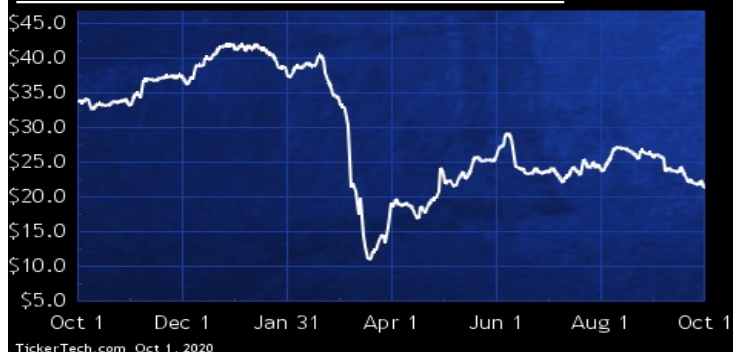
ENERGY

DividendRank	Symbol	Dividend	Recent Yield*
#1	CNQ.CA	Q 1.70	7.97%
#2	PPL.CA	M 2.52	8.92%
#3	TRP.CA	Q 3.24	5.80%
#4	ENB.CA	Q 3.24	8.33%
#5	IMO.CA	Q 0.88	5.52%
#6	KEY.CA	M 1.92	9.55%
#7	GEI.CA	Q 1.36	6.30%
#8	SU.CA	Q 0.84	5.17%
#9	PKI.CA	M 1.21	3.45%
#10	TOU.CA	Q 0.48	2.95%
#11	ARX.CA	Q 0.24	4.03%
#12	IPL.CA	M 0.48	3.67%
#13	WCP.CA	M 0.17	7.07%
#14	CVE.CA	Q 0.25	4.82%
#15	FRU.CA	M 0.18	4.88%

* (updated 7 hours, 14 minutes ago) Yield calculations vary and may not be reliable nor comparable. Not all publicly traded securities are ranked; data may be incorrect or out of date. Rankings are for informational purposes only and do not constitute investment advice. [Full disclaimer](#)

SPOTLIGHT ON: CNQ.CA – 8.0% YIELD

Canadian Natural Resources Ltd



Canadian Natural Resources is an independent crude oil and natural gas exploration, development and production company. Co.'s exploration and production operations are focused in North America, largely in Western Canada; the U.K. portion of the North Sea; and Côte d'Ivoire, Gabon, and South Africa in Offshore Africa. Co. had total proved reserves of 5.71 billion barrels of oil equivalent. Co.'s gross proved crude oil, bitumen (thermal oil), synthetic crude oil and natural gas liquids reserves totaled 4.70 billion barrels and its gross proved natural gas reserves totaled 6,106.00 billion cubic feet.

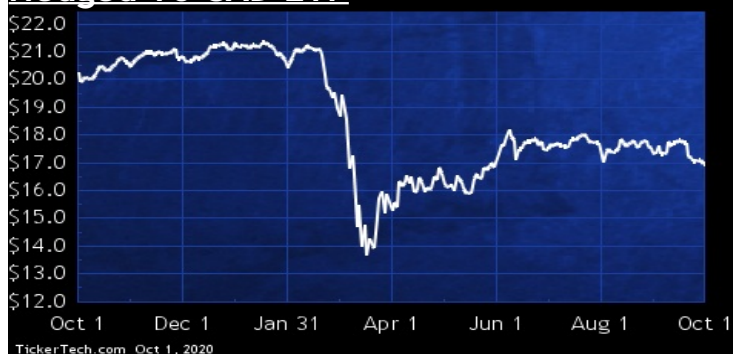
ETFs & CEFS

DividendRank	Symbol	Dividend	Recent Yield*
#1	ZWE.CA	M 1.38	8.12%
#2	ZPR.CA	M 0.54	5.92%
#3	VCN.CA	Q 1.09	3.37%
#4	HPR.CA	M 0.42	5.61%
#5	ZWH.CA	M 1.32	7.04%
#6	ZDY.CA	M 1.08	3.82%
#7	VDY.CA	M 1.57	5.42%
#8	CDZ.CA	M 0.89	3.71%
#9	ZCN.CA	Q 0.76	3.51%
#10	XDV.CA	M 1.00	4.61%
#11	XRE.CA	M 0.70	4.79%
#12	EIT.UN.CA	M 1.20	13.09%
#13	XEI.CA	M 0.94	5.37%
#14	ZIC.CA	M 0.70	3.34%
#15	ZEA.CA	Q 0.52	2.89%

* (updated 7 hours, 14 minutes ago) Yield calculations vary and may not be reliable nor comparable. Not all publicly traded securities are ranked; data may be incorrect or out of date. Rankings are for informational purposes only and do not constitute investment advice. [Full disclaimer](#)

SPOTLIGHT ON: ZWE.CA – 8.1% YIELD

BMO Europe High Dividend Covered Call Hedged To CAD ETF



BMO Europe High Dividend Covered Call Hedged to CAD ETF is an exchange-traded fund established as an open-ended trust. The Fund's investment objective is to provide unitholders with exposure to the performance of a portfolio of dividend paying European companies to generate income and to provide long-term capital appreciation. The Fund's investment strategy is to invest in and hold the equity securities of dividend paying European companies; and use derivative instruments to seek to hedge foreign currency exposure.

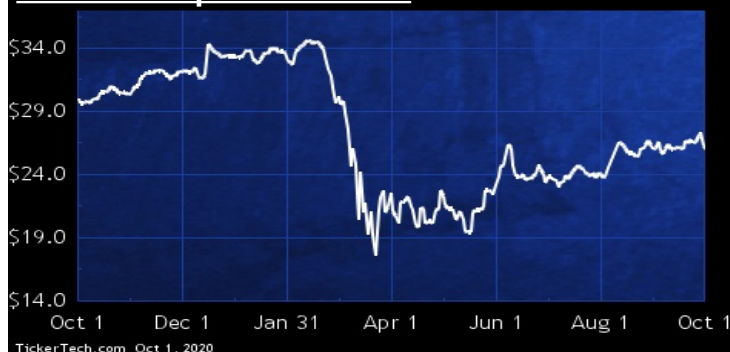
FINANCIAL

DividendRank	Symbol	Dividend	Recent Yield*
#1	POW.CA	Q 1.79	6.86%
#2	MIC.CA	Q 2.16	6.26%
#3	BMO.CA	Q 4.24	5.45%
#4	IAG.CA	Q 1.94	4.19%
#5	MFC.CA	Q 1.12	6.05%
#6	TD.CA	Q 3.16	5.13%
#7	GWO.CA	Q 1.75	6.73%
#8	CWB.CA	Q 1.16	4.32%
#9	CM.CA	Q 5.84	5.87%
#10	RY.CA	Q 4.32	4.62%
#11	SLF.CA	Q 2.20	4.05%
#12	EVT.CA	Q 1.20	1.23%
#13	XFN.CA	M 1.38	4.14%
#14	XIC.CA	Q 0.84	3.28%
#15	ELF.CA	Q 5.00	0.76%

* (updated 7 hours, 14 minutes ago) Yield calculations vary and may not be reliable nor comparable. Not all publicly traded securities are ranked; data may be incorrect or out of date. Rankings are for informational purposes only and do not constitute investment advice. [Full disclaimer](#)

SPOTLIGHT ON: POW.CA — 6.9% YIELD

Power Corp. of Canada



Power is a holding company with interests in companies that are active in the financial services, communications and other business sectors. Co. operates in four segments: Great-West Lifeco Inc., which offers a range of life insurance, retirement and investment products, as well as reinsurance and specialty general insurance products; IGM Financial Inc., which offers financial planning services and investment products to its client base; Parjointco N.V., which holds interests in companies based in Europe active in various sectors, including specialty minerals, water, waste services, energy, and wines and spirits; and Other, which is made up of corporate activities of Co.

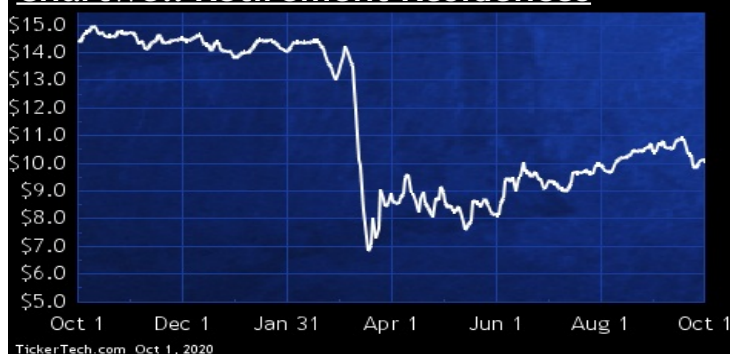
HEALTHCARE

DividendRank	Symbol	Dividend	Recent Yield*
#1	CSH.UN.CA	M 0.61	6.06%
#2	SIA.CA	M 0.94	8.36%
#3	EXE.CA	M 0.48	9.01%
#4	DR.CA	Q 0.28	6.41%
#5	HLS.CA	Q 0.20	1.43%

* (updated 7 hours, 14 minutes ago) Yield calculations vary and may not be reliable nor comparable. Not all publicly traded securities are ranked; data may be incorrect or out of date. Rankings are for informational purposes only and do not constitute investment advice. [Full disclaimer](#)

SPOTLIGHT ON: CSH.UN.CA — 6.1% YIELD

Chartwell Retirement Residences



Chartwell Retirement Residences is an unincorporated open-ended trust created to indirectly acquire and hold 100% of the outstanding Class A Master LP Units and 100% of the common shares of Chartwell Master Care Corporation. As of Dec 31 2009, Co.'s portfolio of seniors housing communities owned, leased or managed on behalf of others consisted of interests in 29,244 suites in 229 communities which are operating, under construction or in various stages of development. In addition, Co.'s portfolio of owned and leased communities consisted of interests in 23,167 suites in 181 communities.

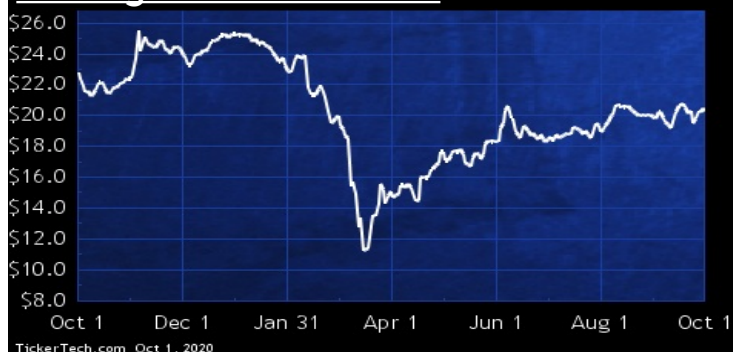
INDUSTRIAL

DividendRank	Symbol	Dividend	Recent Yield*
#1	FTT.CA	Q 0.82	4.03%
#2	MAL.CA	Q 0.42	6.16%
#3	XTC.CA	Q 0.38	5.78%
#4	CHE.UN.CA	M 0.60	13.10%
#5	CWX.CA	Q 0.48	7.06%
#6	SIS.CA	M 0.48	3.25%
#7	NEO.CA	Q 0.40	3.72%
#8	AFN.CA	Q 0.60	2.21%
#9	CAE.CA	Q 0.44	2.26%
#10	RCH.CA	Q 0.27	0.76%
#11	MX.CA	Q 0.15	0.62%
#12	VLN.CA	Q 0.12	2.28%

* (updated 7 hours, 14 minutes ago) Yield calculations vary and may not be reliable nor comparable. Not all publicly traded securities are ranked; data may be incorrect or out of date. Rankings are for informational purposes only and do not constitute investment advice. [Full disclaimer](#)

SPOTLIGHT ON: FTT.CA — 4.0% YIELD

Finning International Inc



Finning International is engaged in the selling, servicing, and renting of heavy equipment, engines, and related products. Co.'s reporting segments are comprised of: Canada, which conducts its operations in British Columbia, Alberta, Saskatchewan, Manitoba, Ontario, Quebec, New Brunswick and Nova Scotia, Canada and in Texas, United States; South American, which conducts its operations in Chile, Argentina, and Bolivia; and United Kingdom and Ireland, which conducts its operations in England, Scotland, Wales, Northern Ireland, and the Republic of Ireland.

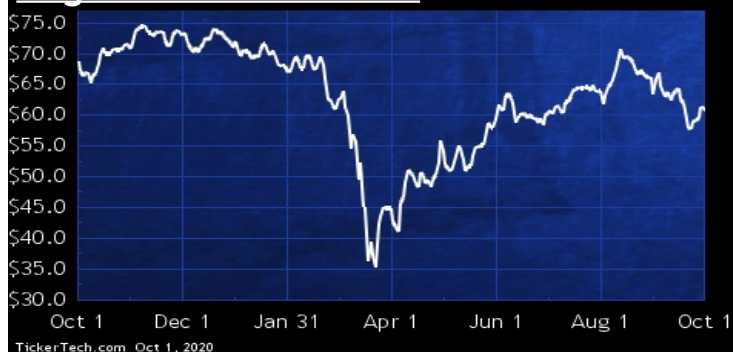
MANUFACTURING

DividendRank	Symbol	Dividend	Recent Yield*
#1	MG.CA	Q 2.11	3.47%
#2	MRE.CA	Q 0.20	2.10%
#3	WJX.CA	Q 1.00	8.40%
#4	GIL.CA	Q 0.85	3.24%
#5	ET.CA	Q 0.36	3.16%
#6	LNR.CA	Q 0.24	0.61%
#7	VCM.CA	Q 0.22	1.79%
#8	CML.CA	Q 0.05	1.75%

* (updated 7 hours, 14 minutes ago) Yield calculations vary and may not be reliable nor comparable. Not all publicly traded securities are ranked; data may be incorrect or out of date. Rankings are for informational purposes only and do not constitute investment advice. [Full disclaimer](#)

SPOTLIGHT ON: MG.CA — 3.5% YIELD

Magna International Inc



Magna International is a global automotive supplier which has vehicle engineering and contract manufacturing capabilities, as well as product capabilities which include body, chassis, exterior, seating, powertrain, active driver assistance, electronics, mirrors and lighting, mechatronics and roof systems. Co. also has electronic and software capabilities across several of these areas. Co. is organized under four operating segments: Body Exteriors & Structures, Power & Vision, Seating Systems and Complete Vehicles.

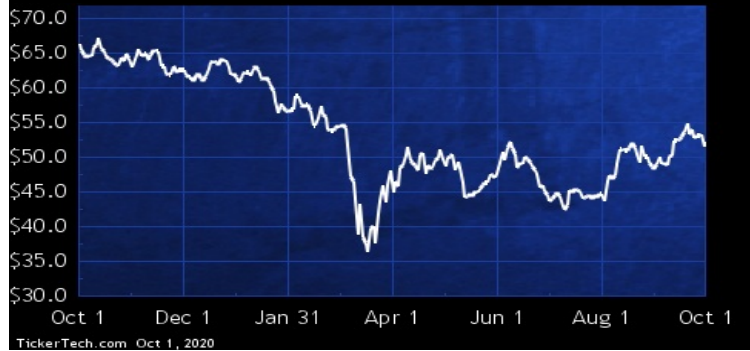
MATERIALS

DividendRank	Symbol	Dividend	Recent Yield*
#1	NTR.CA	Q 1.80	4.60%
#2	ADN.CA	Q 1.16	7.14%
#3	ITP.CA	Q 0.59	5.31%
#4	CAS.CA	Q 0.32	1.90%
#5	SJ.CA	Q 0.60	1.33%
#6	OSB.CA	Q 1.20	3.05%
#7	UFS.CA	Q 1.82	5.20%
#8	CCL.B.CA	Q 0.72	1.40%
#9	HDI.CA	Q 0.34	1.40%
#10	WEF.CA	Q 0.09	8.91%
#11	WFT.CA	Q 0.80	1.29%
#12	KPT.CA	Q 0.72	5.45%
#13	CFX.CA	Q 0.25	5.01%
#14	BOS.CA	Q 0.28	1.44%
#15	WPK.CA	Q 0.12	0.26%

* (updated 7 hours, 14 minutes ago) Yield calculations vary and may not be reliable nor comparable. Not all publicly traded securities are ranked; data may be incorrect or out of date. Rankings are for informational purposes only and do not constitute investment advice. [Full disclaimer](#)

SPOTLIGHT ON: NTR.CA – 4.6% YIELD

Nutrien Ltd



Nutrien is a provider of crop inputs and services. Co. is engaged in the production, and distribution of potash, nitrogen and phosphate and sulfate products. Co. has four reportable operating segments: Retail, Potash, Nitrogen, and Phosphate and Sulfate. The Retail segment distributes crop nutrients, crop protection products, seed and merchandise and provides services directly to growers through a network of farm centers in North and South America and Australia. The Potash, Nitrogen, and Phosphate and Sulfate segments are differentiated by the chemical nutrients contained in the products that each produces.

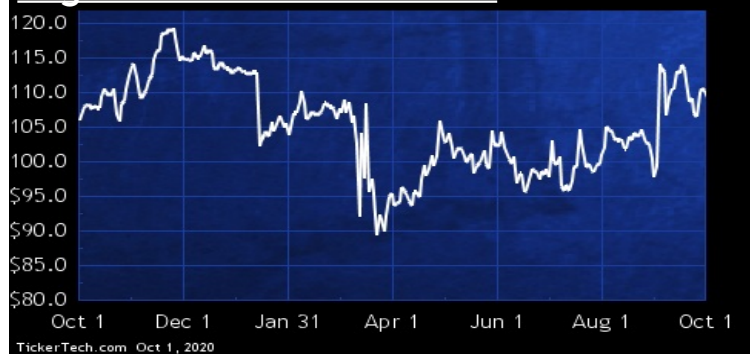
MEDIA

DividendRank	Symbol	Dividend	Recent Yield*
#1	CCA.CA	Q 2.32	2.12%
#2	CGO.CA	Q 1.90	2.16%
#3	CJR.B.CA	Q 0.24	8.30%
#4	TCL.A.CA	Q 0.90	5.47%
#5	QBR.B.CA	Q 0.80	2.40%
#6	RAY.A.CA	Q 0.30	5.07%
#7	Y.CA	Q 0.44	3.93%
#8	AIM.CA	Q 0.80	20.62%

* (updated 7 hours, 14 minutes ago) Yield calculations vary and may not be reliable nor comparable. Not all publicly traded securities are ranked; data may be incorrect or out of date. Rankings are for informational purposes only and do not constitute investment advice. [Full disclaimer](#)

SPOTLIGHT ON: CCA.CA – 2.1% YIELD

Cogeco Communications Inc



Cogeco Communications is a communications corporation. Co. provides its residential and business customers with video, Internet and telephony services through its two-way broadband fibre networks. Co. has three operating segments: the Canadian and American cable services segments, which provide a range of video, Internet and telephony services primarily to residential customers; and the Enterprise data services segment provides colocation, network connectivity, managed hosting, cloud services and a portfolio of managed information technology services in Canada, the U.S. and Europe to small, medium and large enterprises around the globe.

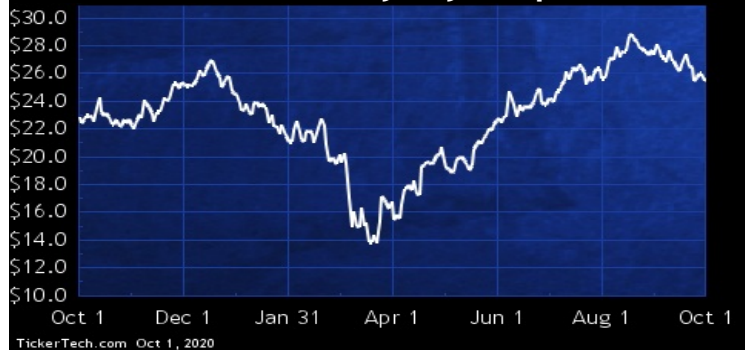
METALS & MINING

DividendRank	Symbol	Dividend	Recent Yield*
#1	LIF.CA	Q 1.00	3.89%
#2	KL.CA	Q 0.50	1.03%
#3	RUS.CA	Q 1.52	8.37%
#4	PSK.CA	Q 0.24	2.89%
#5	LUN.CA	Q 0.16	2.15%
#6	PFB.CA	Q 0.36	2.32%
#7	CEE.CA	S 0.12	3.48%
#8	AEM.CA	Q 0.80	0.99%
#9	BTO.CA	Q 0.16	2.43%
#10	DPM.CA	Q 0.08	1.12%
#11	CG.CA	Q 0.20	1.29%
#12	FNV.CA	Q 1.37	0.74%
#13	K.CA	Q 0.12	1.36%
#14	OR.CA	Q 0.20	1.27%
#15	AFCC.CA	M 0.21	13.68%

* (updated 7 hours, 14 minutes ago) Yield calculations vary and may not be reliable nor comparable. Not all publicly traded securities are ranked; data may be incorrect or out of date. Rankings are for informational purposes only and do not constitute investment advice. [Full disclaimer](#)

SPOTLIGHT ON: LIF.CA – 3.9% YIELD

Labrador Iron Ore Royalty Corp



Labrador Iron Ore Royalty Corp, directly and through its wholly-owned subsidiary Hollinger-Hanna Limited ("Hollinger-Hanna"), holds a 15.10% equity interest in Iron Ore Company of Canada ("IOC"). Co. receives a 7% gross overriding royalty and Hollinger-Hanna receives a C\$0.10 per tonne fee on all iron ore products produced, sold and shipped by IOC.

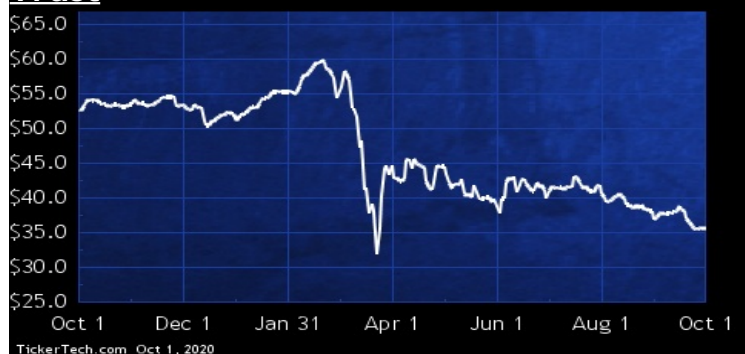
REAL ESTATE

DividendRank	Symbol	Dividend	Recent Yield*
#1	AP.UN.CA	M 1.65	4.60%
#2	REI.UN.CA	M 1.44	10.24%
#3	SRU.UN.CA	M 1.85	9.25%
#4	CAR.UN.CA	M 1.38	2.97%
#5	FCR.UN.CA	M 0.86	6.64%
#6	CRR.UN.CA	M 0.89	6.76%
#7	CRT.UN.CA	M 0.80	5.75%
#8	CHP.UN.CA	M 0.74	5.79%
#9	HR.UN.CA	M 0.69	7.14%
#10	DIR.UN.CA	M 0.70	6.19%
#11	MRG.UN.CA	M 0.70	4.82%
#12	D.UN.CA	M 1.00	5.51%
#13	IIP.UN.CA	M 0.31	2.46%
#14	NWH.UN.CA	M 0.80	7.04%
#15	SGR.UN.CA	M 0.86	8.23%

* (updated 7 hours, 14 minutes ago) Yield calculations vary and may not be reliable nor comparable. Not all publicly traded securities are ranked; data may be incorrect or out of date. Rankings are for informational purposes only and do not constitute investment advice. [Full disclaimer](#)

SPOTLIGHT ON: AP.UN.CA – 4.6% YIELD

Allied Properties Real Estate Investment Trust



Allied Properties Real Estate Investment Trust is an unincorporated closed-end real estate investment trust.

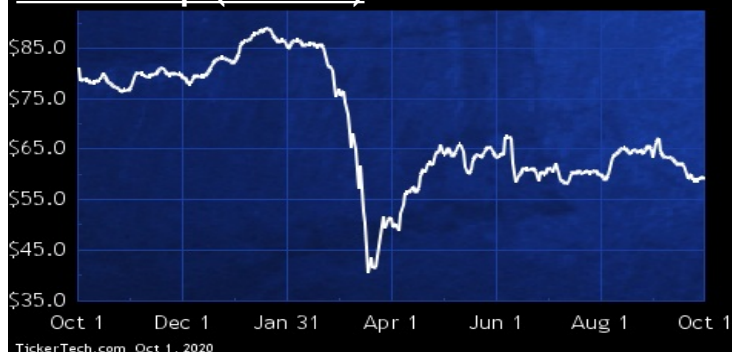
TECHNOLOGY

DividendRank	Symbol	Dividend	Recent Yield*
#1	ONEX.CA	Q 0.40	0.67%
#2	OTEX.CA	Q 0.91	1.62%
#3	ENGH.CA	Q 0.54	0.74%
#4	SYZ.CA	Q 0.50	4.65%
#5	HPS.A.CA	Q 0.34	5.68%
#6	QTRH.CA	Q 0.05	2.78%
#7	PTG.CA	Q 0.16	6.23%
#8	TCS.CA	Q 0.24	0.85%
#9	HMM.A.CA	S 0.04	2.13%

* (updated 7 hours, 14 minutes ago) Yield calculations vary and may not be reliable nor comparable. Not all publicly traded securities are ranked; data may be incorrect or out of date. Rankings are for informational purposes only and do not constitute investment advice. [Full disclaimer](#)

SPOTLIGHT ON: ONEX.CA — 0.7% YIELD

ONEX Corp (Canada)



Onex is a holding company engaged in operating autonomous businesses. Co. operates in seven industry segments: electronics manufacturing services, aerostructures, healthcare, financial services, customer support services, metal services and other businesses which consist of theatre exhibition, aircraft and aftermarket, commercial vehicles, injection molding, building products, personal care products, mid-cap opportunities, real estate and credit securities.

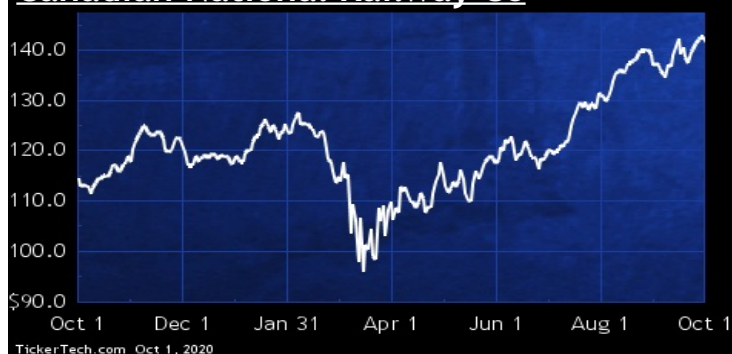
TRANSPORTATION

DividendRank	Symbol	Dividend	Recent Yield*
#1	CNR.CA	Q 2.30	1.62%
#2	EIF.CA	M 2.28	7.51%
#3	TFIL.CA	Q 1.04	1.87%
#4	WTE.CA	Q 0.64	4.21%
#5	ALC.CA	Q 0.52	5.16%
#6	CP.CA	Q 3.80	0.94%
#7	CJT.CA	Q 0.94	0.49%
#8	CHR.CA	M 0.48	21.72%
#9	LGT.B.CA	Q 0.41	1.18%

* (updated 7 hours, 14 minutes ago) Yield calculations vary and may not be reliable nor comparable. Not all publicly traded securities are ranked; data may be incorrect or out of date. Rankings are for informational purposes only and do not constitute investment advice. [Full disclaimer](#)

SPOTLIGHT ON: CNR.CA — 1.6% YIELD

Canadian National Railway Co



Canadian National Railway, together with its wholly-owned subsidiaries, is engaged in the rail and related transportation business. Co.'s network of approximately 20,000 route miles of track spans Canada and mid-America, from the Atlantic and Pacific oceans to the Gulf of Mexico. Co.'s network and connections to all Class I railroads provide access to all three North American Free Trade Agreement nations. Co. handles and carries cargo, serving exporters, importers, retailers, farmers and manufacturers. Co. is engaged in the movement of a portfolio of goods, including petroleum and chemicals, grain and fertilizers, coal, metals and minerals, forest products, intermodal and automotive.

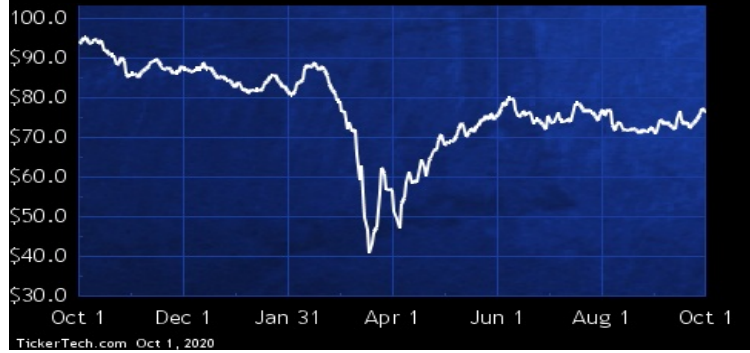
TRAVEL & ENTERTAINMENT

DividendRank	Symbol	Dividend	Recent Yield*
#1	QSR.CA	Q 2.08	3.58%
#2	PZA.CA	M 0.60	7.19%
#3	AW.UN.CA	M 1.20	4.48%
#4	MTY.CA	Q 0.74	2.24%
#5	KEG.UN.CA	M 0.42	5.98%
#6	DIV.CA	M 0.20	11.24%
#7	RECP.CA	Q 0.47	4.76%
#8	GH.CA	M 0.69	14.05%
#9	BPF.UN.CA	M 1.22	22.09%
#10	PBL.CA	Q 0.16	0.91%
#11	CGX.CA	M 1.80	24.97%

* (updated 7 hours, 14 minutes ago) Yield calculations vary and may not be reliable nor comparable. Not all publicly traded securities are ranked; data may be incorrect or out of date. Rankings are for informational purposes only and do not constitute investment advice. [Full disclaimer](#)

SPOTLIGHT ON: QSR.CA – 3.6% YIELD

Restaurant Brands International Inc



Restaurant Brands International, through its subsidiaries, is engaged as a quick service restaurant (QSR) company with restaurants in various countries and United States territories. Co.'s Tim Hortons®, Burger King® and Popeyes® brands have similar franchise business models with complementary daypart mixes and product platforms. Tim Hortons restaurants are QSRs with a menu that includes coffee, tea, espresso-based hot and cold drinks, baked goods, Timbits®, bagels, and more. Burger King restaurants are QSRs that feature flame-grilled hamburgers, chicken and other sandwiches, french fries, soft drinks and other food items. Popeyes is a quick service chicken concept restaurant.

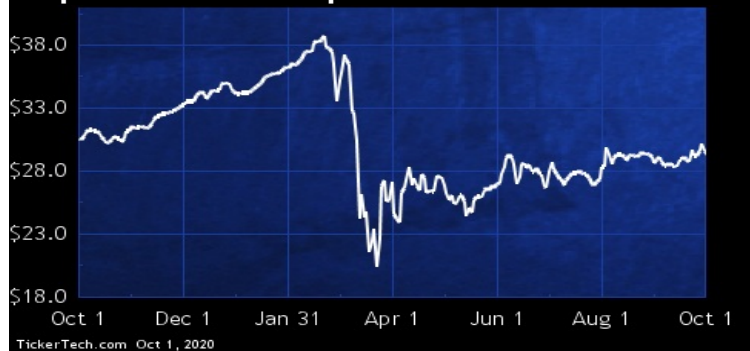
UTILITIES

DividendRank	Symbol	Dividend	Recent Yield*
#1	CPX.CA	Q 2.05	6.98%
#2	BCE.CA	Q 3.33	6.03%
#3	FTS.CA	Q 2.02	3.71%
#4	CU.CA	Q 1.74	5.48%
#5	EMA.CA	Q 2.45	4.48%
#6	AQN.CA	Q 0.82	4.25%
#7	H.CA	Q 1.01	3.59%
#8	T.CA	Q 1.17	4.97%
#9	RNW.CA	M 0.94	5.62%
#10	SPB.CA	M 0.72	6.12%
#11	INE.CA	Q 0.72	2.99%
#12	ALA.CA	M 0.96	5.97%
#13	NPI.CA	M 1.20	2.98%
#14	ACO.X.CA	Q 1.74	4.52%
#15	BLX.CA	Q 0.66	1.71%

* (updated 7 hours, 14 minutes ago) Yield calculations vary and may not be reliable nor comparable. Not all publicly traded securities are ranked; data may be incorrect or out of date. Rankings are for informational purposes only and do not constitute investment advice. [Full disclaimer](#)

SPOTLIGHT ON: CPX.CA – 7.0% YIELD

Capital Power Corp



Capital Power is engaged in the building, owning and operating of power plants and managing its related electricity and natural gas portfolios by undertaking trading and marketing activities within Canada and the United States.



 **Canada Stock Channel**

"Educating U.S. Investors About Canadian Stocks"