

October, 2024 – *DividendRank* Report

<http://www.canadastockchannel.com/>

History has shown that the bulk of the stock market's returns are delivered by dividends. Only consistently profitable companies can afford to keep paying dividends, so profitability is of critical importance. And investors shouldn't pay too expensive a price to buy a stock, even if the company itself is strong. So therefore, dividend investors should be most interested in researching the strongest most profitable companies, that also happen to be trading at an attractive valuation.

Each month, Canada Stock Channel screens through our coverage universe of dividend paying Canadian stocks, to look at a variety of data – dividend history & yield, book value, quarterly earnings – and compare it to the stock's trading data to come up with certain calculations about profitability and about the stock's valuation (whether we think it looks "cheap" or "expensive"). Our proprietary *DividendRank* formula ranks stocks within the following 18 sectors/categories, to identify the top most "interesting" ideas that merit further research.

Business Services & Equipment

Construction

Consumer Goods

Consumer Services

Energy

ETFs & CEFs

Financial

Healthcare

Industrial

Manufacturing

Materials

Media

Metals & Mining

Real Estate

Technology

Transportation

Travel & Entertainment

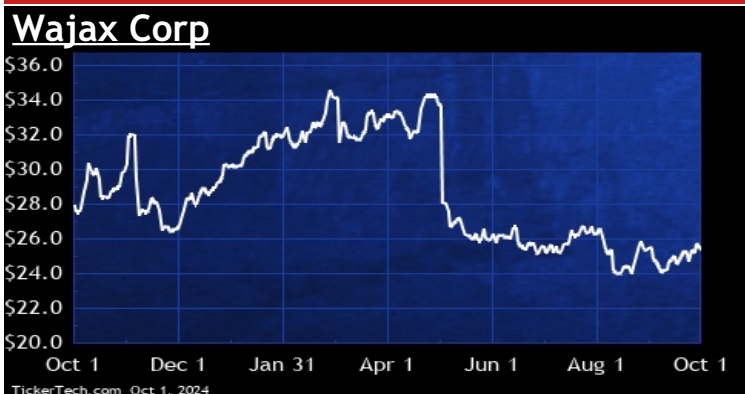
Utilities

BUSINESS SERVICES & EQUIPMENT

DividendRank	Symbol	Dividend	Recent Yield*
#1	WJX.CA	Q 1.40	5.49%
#2	TRI.CA	Q 2.16	0.94%
#3	KBL.CA	M 1.20	3.48%
#4	DXT.CA	Q 0.35	5.10%
#5	RBA.CA	Q 1.16	1.07%
#6	BDI.CA	Q 0.12	1.22%
#7	NVEI.CA	Q 0.40	0.89%
#8	BBUC.CA	Q 0.25	0.72%
#9	BYD.CA	Q 0.60	0.29%
#10	CGY.CA	Q 1.12	2.44%

* (updated 7 hours, 17 minutes ago) Yield calculations vary and may not be reliable nor comparable. Not all publicly traded securities are ranked; data may be incorrect or out of date. Rankings are for informational purposes only and do not constitute investment advice. [Full disclaimer](#)

SPOTLIGHT ON: WJX.CA – 5.5% YIELD



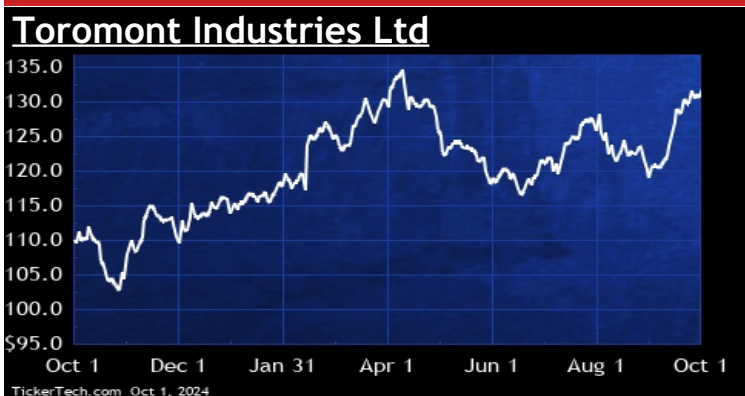
Wajax is engaged in providing industrial products and services. Co. operates an integrated distribution system providing sales, parts and services to a range of customers in diverse sectors of the Canadian economy, including: construction, forestry, mining, industrial and commercial, oil sands, transportation, metal processing, government, utilities, oil and gas.

CONSTRUCTION

DividendRank	Symbol	Dividend	Recent Yield*
#1	TIH.CA	Q 1.92	1.45%
#2	BDT.CA	M 0.56	2.32%
#3	ARE.CA	Q 0.76	3.63%
#4	BDGI.CA	Q 0.72	1.96%
#5	STN.CA	Q 0.84	0.77%
#6	WSP.CA	Q 1.50	0.62%
#7	ATRL.CA	Q 0.08	0.15%

* (updated 7 hours, 17 minutes ago) Yield calculations vary and may not be reliable nor comparable. Not all publicly traded securities are ranked; data may be incorrect or out of date. Rankings are for informational purposes only and do not constitute investment advice. [Full disclaimer](#)

SPOTLIGHT ON: TIH.CA – 1.4% YIELD



Toromont Industries operates through two business segments: the Equipment Group and CIMCO. The Equipment Group includes Caterpillar dealerships, rental operations, a material handling business and an agricultural equipment business. CIMCO is engaged in the design, engineering, fabrication and installation of industrial and recreational refrigeration systems.

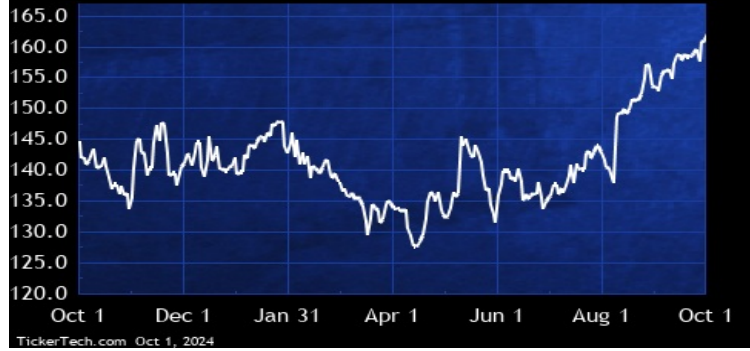
CONSUMER GOODS

DividendRank	Symbol	Dividend	Recent Yield*
#1	CTC.A.CA	Q 7.00	4.32%
#2	PBH.CA	Q 3.40	3.55%
#3	NWC.CA	Q 1.60	3.12%
#4	HLF.CA	Q 0.60	4.78%
#5	WN.CA	Q 3.28	1.44%
#6	MRU.CA	Q 1.34	1.57%
#7	MFI.CA	Q 0.88	3.97%
#8	CTC.CA	Q 7.00	3.18%
#9	L.CA	Q 2.05	1.14%
#10	LNF.CA	Q 0.80	2.67%
#11	SAP.CA	Q 0.76	2.60%
#12	GBT.CA	S 0.36	2.75%
#13	TPX.B.CA	Q 2.41	3.09%
#14	ZZZ.CA	Q 0.95	2.71%
#15	GDL.CA	S 1.00	6.73%

* (updated 7 hours, 17 minutes ago) Yield calculations vary and may not be reliable nor comparable. Not all publicly traded securities are ranked; data may be incorrect or out of date. Rankings are for informational purposes only and do not constitute investment advice. [Full disclaimer](#)

SPOTLIGHT ON: CTC.A.CA – 4.3% YIELD

Canadian Tire Corp Ltd



Canadian Tire operates through three segments: Retail, Financial Services, and CT REIT. The Retail segment includes Canadian Tire, SportChek, Mark's, PartSource, Petroleum, Helly Hansen and Party City. It also includes the Consumer Brands division which supports the retail banners in the development and acquisition of owned brands and products. The Financial Services segment provides financial and other products and services, including Triangle-branded consumer credit cards, in-store financing, insurance products, and retail and broker deposits. The CT REIT segment comprises CT REIT which owns, develops and leases income-producing real estate properties across Canada.

CONSUMER SERVICES

DividendRank	Symbol	Dividend	Recent Yield*
--------------	--------	----------	---------------

* (updated 7 hours, 17 minutes ago) Yield calculations vary and may not be reliable nor comparable. Not all publicly traded securities are ranked; data may be incorrect or out of date. Rankings are for informational purposes only and do not constitute investment advice. [Full disclaimer](#)

SPOTLIGHT ON: – 0.0% YIELD

No symbols passed; Exiting...

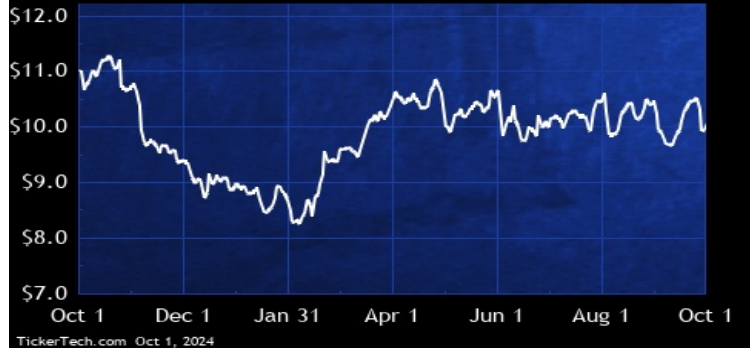
ENERGY

DividendRank	Symbol	Dividend	Recent Yield*
#1	WCP.CA	M 0.73	7.22%
#2	PEY.CA	M 1.32	8.57%
#3	TRP.CA	Q 3.84	5.97%
#4	ENB.CA	Q 3.66	6.66%
#5	TVE.CA	M 0.15	3.84%
#6	PXT.CA	Q 1.54	12.83%
#7	GEI.CA	Q 1.64	7.38%
#8	SU.CA	Q 2.18	4.37%
#9	ARX.CA	Q 0.68	2.97%
#10	PPL.CA	Q 2.76	4.95%
#11	IMO.CA	Q 2.40	2.52%
#12	SGY.CA	M 0.52	8.62%
#13	VRN.CA	Q 0.46	5.52%
#14	KEY.CA	Q 2.08	4.93%
#15	PSK.CA	Q 1.00	3.64%

* (updated 7 hours, 17 minutes ago) Yield calculations vary and may not be reliable nor comparable. Not all publicly traded securities are ranked; data may be incorrect or out of date. Rankings are for informational purposes only and do not constitute investment advice. [Full disclaimer](#)

SPOTLIGHT ON: WCP.CA — 7.2% YIELD

Whitecap Resources Inc



Whitecap Resources is an oil and gas company engaged in the business of acquiring, developing and holding interests in petroleum and natural gas properties and assets.

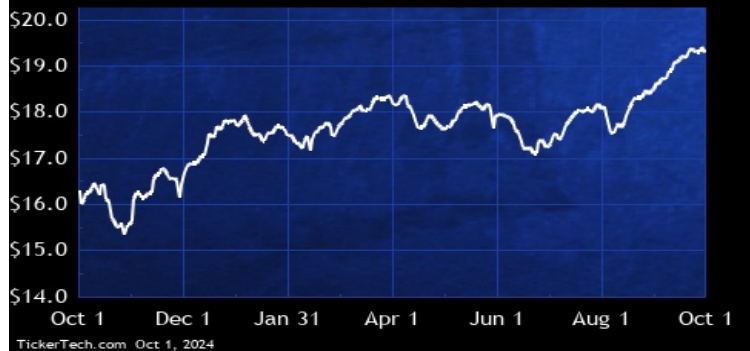
ETFs & CEFS

DividendRank	Symbol	Dividend	Recent Yield*
#1	ZWB.CA	M 1.32	6.83%
#2	PSA.CA	M 2.00	4.01%
#3	EIT.UN.CA	M 1.20	8.28%
#4	ZPR.CA	M 0.54	5.12%
#5	ZWE.CA	M 1.44	6.94%
#6	ZST.CA	M 2.10	4.29%
#7	VAB.CA	M 0.69	2.95%
#8	VDY.CA	M 2.54	5.27%
#9	XCB.CA	M 0.82	4.03%
#10	XDV.CA	M 1.40	4.49%
#11	XRE.CA	M 0.72	4.05%
#12	ZWA.CA	M 1.56	5.87%
#13	ZFH.CA	M 1.20	8.07%
#14	AD.UN.CA	Q 1.36	7.72%
#15	ZIC.CA	M 0.71	3.93%

* (updated 7 hours, 17 minutes ago) Yield calculations vary and may not be reliable nor comparable. Not all publicly traded securities are ranked; data may be incorrect or out of date. Rankings are for informational purposes only and do not constitute investment advice. [Full disclaimer](#)

SPOTLIGHT ON: ZWB.CA — 6.8% YIELD

BMO Covered Call Canadian Banks ETF



BMO Covered Call Canadian Banks is an exchange-traded fund established as an open-ended trust. The Trust's objective is to provide exposure to the performance of a portfolio of Canadian banks and monthly distributions while mitigating downside risk.

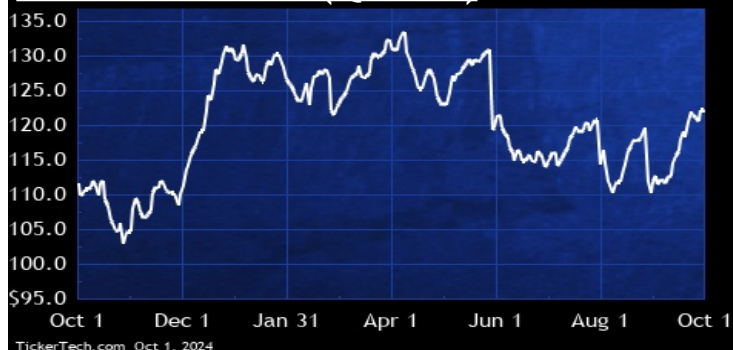
FINANCIAL

DividendRank	Symbol	Dividend	Recent Yield*
#1	BMO.CA	Q 6.20	5.08%
#2	ELF.CA	Q 15.00	1.15%
#3	NA.CA	Q 4.40	3.44%
#4	POW.CA	Q 2.25	5.27%
#5	TD.CA	Q 4.08	4.77%
#6	RY.CA	Q 5.68	3.36%
#7	CM.CA	Q 3.60	4.34%
#8	FN.CA	M 2.45	6.23%
#9	SLF.CA	Q 3.24	4.13%
#10	XBB.CA	M 0.94	3.27%
#11	CIX.CA	Q 0.80	4.35%
#12	AGF.B.CA	Q 0.46	5.03%
#13	IAG.CA	Q 3.28	2.93%
#14	MFC.CA	Q 1.60	4.00%
#15	GSY.CA	Q 4.68	2.59%

* (updated 7 hours, 17 minutes ago) Yield calculations vary and may not be reliable nor comparable. Not all publicly traded securities are ranked; data may be incorrect or out of date. Rankings are for informational purposes only and do not constitute investment advice. [Full disclaimer](#)

SPOTLIGHT ON: BMO.CA — 5.1% YIELD

Bank of Montreal (Quebec)



Bank of Montreal is a financial services provider based in North America. Co. conducts business through three operating groups: Personal and Commercial Banking, which provides customers with a range of financial products and services, including deposits, lending, and everyday financial and investment advice through a network of branches, dedicated contact centers, digital banking platforms and automated teller machines; BMO Wealth Management, which provides a range of wealth, asset management and insurance products and services; and BMO Capital Markets, which provides equity and debt investment and corporate banking services, as well as global market sales and trading solutions.

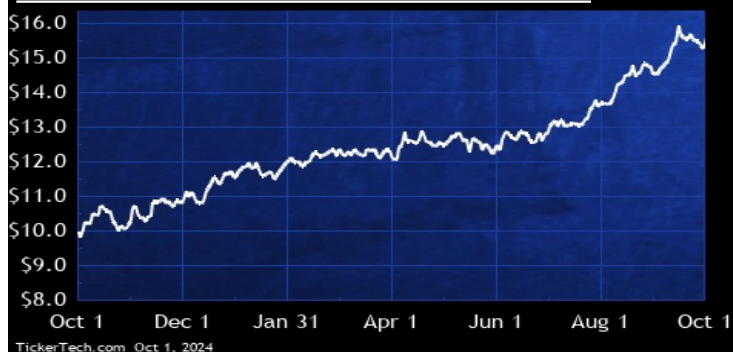
HEALTHCARE

DividendRank	Symbol	Dividend	Recent Yield*
#1	CSH.UN.CA	M 0.61	3.93%
#2	SIA.CA	M 0.94	5.57%
#3	EXE.CA	M 0.48	5.06%
#4	DR.CA	Q 0.36	2.67%
#5	RX.CA	Q 0.18	1.68%

* (updated 7 hours, 17 minutes ago) Yield calculations vary and may not be reliable nor comparable. Not all publicly traded securities are ranked; data may be incorrect or out of date. Rankings are for informational purposes only and do not constitute investment advice. [Full disclaimer](#)

SPOTLIGHT ON: CSH.UN.CA — 3.9% YIELD

Chartwell Retirement Residences



Chartwell Retirement Residences is an open-ended real estate trust. Co. indirectly owns and operates a portfolio of seniors housing communities across the continuum of care, all of which are located in Canada. Co.'s portfolio includes: independent living apartments, which consists of apartments/townhouses/bungalows with kitchen, availability of dining, life enrichment and housekeeping services; independent supportive living-apartments, which consists of apartments/ townhouses/ bungalows with kitchen, with availability of dining, life enrichment, housekeeping, personal assistance and care services; as well as independent supportive living-suites.

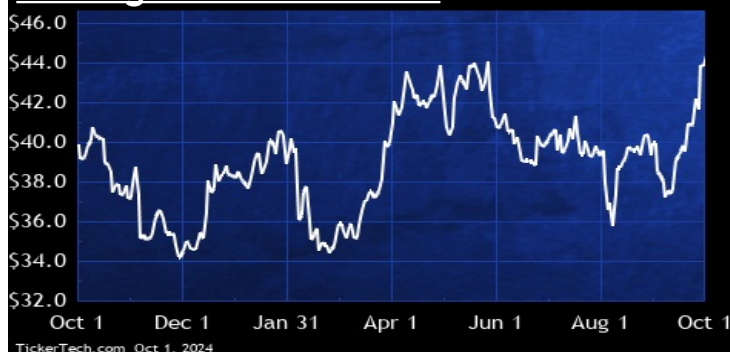
INDUSTRIAL

DividendRank	Symbol	Dividend	Recent Yield*
#1	FTT.CA	Q 1.10	2.48%
#2	SIS.CA	M 0.54	2.48%
#3	CHE.UN.CA	M 0.66	5.99%
#4	MX.CA	Q 0.74	1.32%
#5	RCH.CA	Q 0.60	1.50%
#6	DBM.CA	Q 0.56	7.30%
#7	NEO.CA	Q 0.40	4.88%
#8	AFN.CA	Q 0.60	1.11%
#9	MAL.CA	Q 0.10	1.08%

* (updated 7 hours, 17 minutes ago) Yield calculations vary and may not be reliable nor comparable. Not all publicly traded securities are ranked; data may be incorrect or out of date. Rankings are for informational purposes only and do not constitute investment advice. [Full disclaimer](#)

SPOTLIGHT ON: FTT.CA – 2.5% YIELD

Finning International Inc



Finning International is engaged in the selling of heavy equipment and power and energy systems, rental of equipment, and providing product support including sales of parts and servicing of equipment. Co.'s segments are: Canadian operations, which include dealership territories comprising British Columbia, Alberta, Saskatchewan, Yukon, the Northwest Territories, and portions of Nunavut and mobile on-site refuelling services in the Canada and in Texas, United States; South American operations, which include Chile, Argentina, and Bolivia; and United Kingdom and Ireland operations, which include England, Scotland, Wales, Northern Ireland, and the Republic of Ireland.

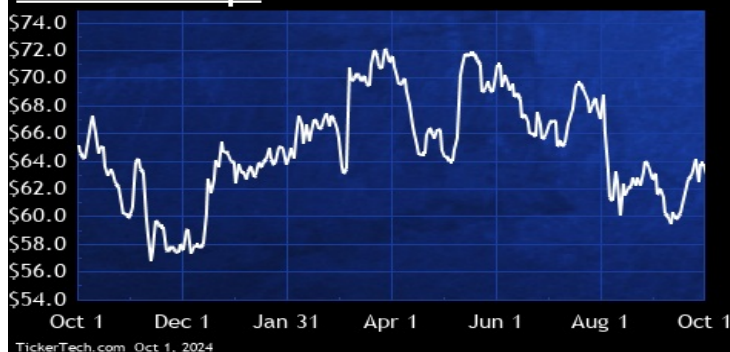
MANUFACTURING

DividendRank	Symbol	Dividend	Recent Yield*
#1	LNR.CA	Q 1.00	1.58%
#2	MG.CA	Q 1.90	3.42%
#3	GIL.CA	Q 0.82	1.29%
#4	ET.CA	Q 0.78	6.61%
#5	XTC.CA	Q 0.42	5.26%
#6	MRE.CA	Q 0.20	1.75%
#7	VCM.CA	Q 0.22	1.08%
#8	CMI.CA	Q 0.05	3.97%

* (updated 7 hours, 17 minutes ago) Yield calculations vary and may not be reliable nor comparable. Not all publicly traded securities are ranked; data may be incorrect or out of date. Rankings are for informational purposes only and do not constitute investment advice. [Full disclaimer](#)

SPOTLIGHT ON: LNR.CA – 1.6% YIELD

Linamar Corp.



Linamar is a global manufacturing company. Co. is made up of two segments: the Industrial segment and the Mobility segment. The Industrial segment is comprised of Skyjack Inc. (Skyjack) and MacDon. Skyjack manufactures scissor, boom and telehandler lifts for the aerial work platform industry. MacDon manufactures combine draper headers and self-propelled windrowers for the agricultural harvesting industry. The Mobility segment is subdivided into three regional groups: North America, Europe and Asia Pacific, which are integrated operations combining capabilities in light metal casting, forging, machining and assembly for both the global electrified and traditionally powered vehicle markets.

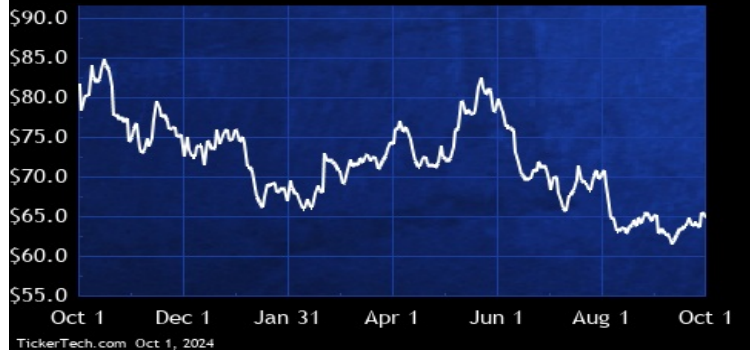
MATERIALS

DividendRank	Symbol	Dividend	Recent Yield*
#1	NTR.CA	Q 2.16	3.32%
#2	SJ.CA	Q 1.12	1.26%
#3	TCL.A.CA	Q 0.90	5.01%
#4	ADN.CA	Q 1.16	6.65%
#5	ADEN.CA	Q 0.56	1.32%
#6	SXP.CA	Q 0.16	3.86%
#7	CCL.B.CA	Q 1.16	1.41%
#8	CAS.CA	Q 0.48	4.60%
#9	KPT.CA	Q 0.72	8.56%
#10	WPK.CA	Q 0.20	0.42%
#11	WFG.CA	Q 1.28	0.97%
#12	BOS.CA	Q 0.14	2.68%

* (updated 7 hours, 17 minutes ago) Yield calculations vary and may not be reliable nor comparable. Not all publicly traded securities are ranked; data may be incorrect or out of date. Rankings are for informational purposes only and do not constitute investment advice. [Full disclaimer](#)

SPOTLIGHT ON: NTR.CA — 3.3% YIELD

Nutrien Ltd



Nutrien is a provider of crop inputs and services, producing the following crop nutrients, potash, nitrogen and phosphate. Co.'s operating segments include: Nutrien Ag Solutions (Retail), which markets crop nutrients, crop protection products, seed and merchandise, as well as agronomic application services and solutions through its Retail locations across the U.S., Canada, Australia and South America; Potash, which includes the mining and processing of potash that is predominantly used as fertilizer; and Phosphate, which includes the manufacture and sale of solid and liquid phosphate fertilizers, phosphate feed, and purified phosphoric acid that is used in feed and industrial products.

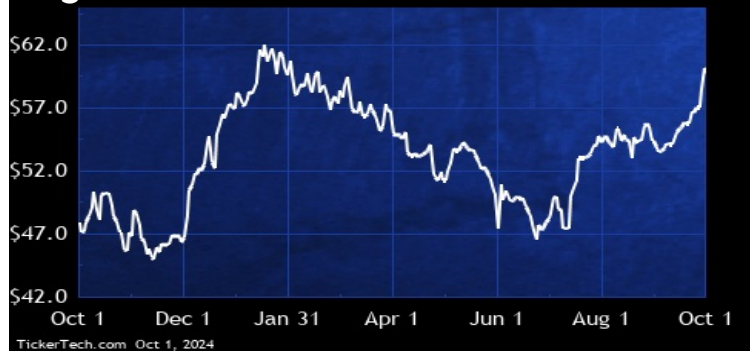
MEDIA

DividendRank	Symbol	Dividend	Recent Yield*
#1	CGO.CA	Q 3.42	5.71%
#2	QBR.B.CA	Q 1.30	3.68%
#3	Y.CA	Q 1.00	10.34%
#4	RAY.A.CA	Q 0.30	4.11%
#5	ZUM.CA	A 0.00	10.00%

* (updated 7 hours, 17 minutes ago) Yield calculations vary and may not be reliable nor comparable. Not all publicly traded securities are ranked; data may be incorrect or out of date. Rankings are for informational purposes only and do not constitute investment advice. [Full disclaimer](#)

SPOTLIGHT ON: CGO.CA — 5.7% YIELD

Cogeco Inc



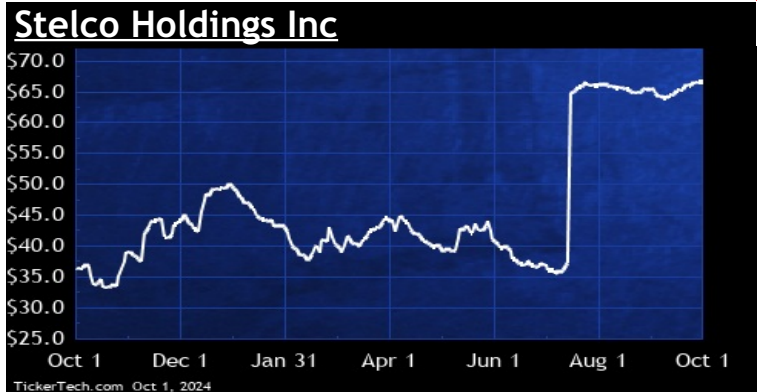
Cogeco is a holding corporation which operates in the communications and media sectors. Co.'s Cogeco Communications Inc. subsidiary provides residential and business customers with Internet, video and telephony services through its two-way broadband fibre networks, operating in Quebec and Ontario, Canada, under the Cogeco Connexion name, and in the U.S. under the Atlantic Broadband brand in various states. Co.'s Cogeco Media Inc. subsidiary owns and operates radio stations with complementary radio formats and coverage serving a range of audiences mainly across the province of Quebec, as well as Cogeco News, a news agency.

METALS & MINING

DividendRank	Symbol	Dividend	Recent Yield*
#1	STLC.CA	Q 3.00	4.50%
#2	RUS.CA	Q 1.68	4.09%
#3	AEM.CA	Q 1.60	1.47%
#4	LIF.CA	Q 2.80	8.71%
#5	LUN.CA	Q 0.36	2.54%
#6	EDV.CA	S 0.82	2.55%
#7	DPM.CA	Q 0.16	1.17%
#8	ORA.CA	S 0.70	4.33%
#9	ARG.CA	Q 0.12	6.90%
#10	CG.CA	Q 0.28	2.88%
#11	BTO.CA	Q 0.16	3.83%
#12	DNG.CA	M 0.14	2.74%
#13	ASTL.CA	Q 0.20	1.44%
#14	ALS.CA	Q 0.36	1.38%
#15	FNV.CA	Q 1.44	0.86%

* (updated 7 hours, 17 minutes ago) Yield calculations vary and may not be reliable nor comparable. Not all publicly traded securities are ranked; data may be incorrect or out of date. Rankings are for informational purposes only and do not constitute investment advice. [Full disclaimer](#)

SPOTLIGHT ON: STLC.CA – 4.5% YIELD



Stelco Holding is a holding company. Through its subsidiaries, Co is engaged in the production and sale of steel products. Co. is an integrated steel producer with facilities in two locations, Hamilton and Nanticoke, Ontario, which produces a variety of steel products for customers in the steel service centre, appliance, automotive, energy, construction, pipe and tube industries in North America.

REAL ESTATE

DividendRank	Symbol	Dividend	Recent Yield*
#1	AP.UN.CA	M 1.80	8.90%
#2	REI.UN.CA	M 1.11	5.45%
#3	BEI.UN.CA	M 1.44	1.68%
#4	SRU.UN.CA	M 1.85	6.95%
#5	HR.UN.CA	M 0.60	5.24%
#6	CAR.UN.CA	M 1.50	2.73%
#7	MRG.UN.CA	M 0.74	3.84%
#8	CHP.UN.CA	M 0.76	5.02%
#9	KMP.UN.CA	M 0.70	3.33%
#10	SGR.UN.CA	M 0.86	6.15%
#11	APR.UN.CA	M 0.80	6.49%
#12	BTB.UN.CA	M 0.30	8.31%
#13	DIR.UN.CA	M 0.70	4.85%
#14	IIP.UN.CA	M 0.38	2.98%
#15	CRT.UN.CA	M 0.93	5.82%

* (updated 7 hours, 17 minutes ago) Yield calculations vary and may not be reliable nor comparable. Not all publicly traded securities are ranked; data may be incorrect or out of date. Rankings are for informational purposes only and do not constitute investment advice. [Full disclaimer](#)

SPOTLIGHT ON: AP.UN.CA – 8.9% YIELD



Allied Properties Real Estate Investment is an unincorporated closed-end real estate investment trust. Co. is the owner operator of distinctive urban workspace in Canada's major cities and network-dense urban data centres in Toronto that form Canada's hub for global connectivity. Co.'s business is providing knowledge-based organizations with distinctive urban environments for creativity and connectivity.

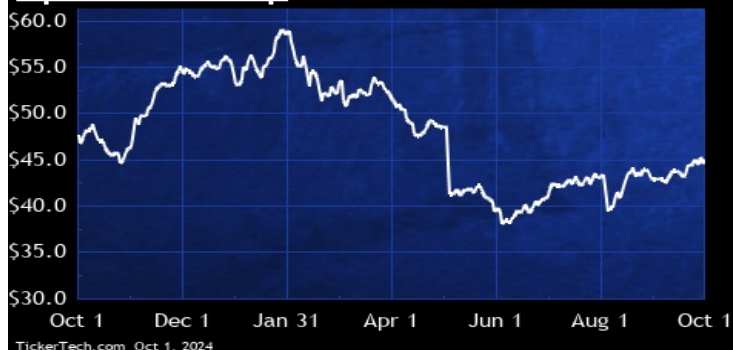
TECHNOLOGY

DividendRank	Symbol	Dividend	Recent Yield*
#1	OTEX.CA	Q 1.05	2.33%
#2	ENGH.CA	Q 1.04	3.09%
#3	ONEX.CA	Q 0.40	0.42%
#4	HPS.A.CA	Q 1.10	0.78%
#5	CMG.CA	Q 0.20	1.76%
#6	HMM.A.CA	S 0.06	0.68%
#7	TCS.CA	Q 0.32	0.80%
#8	CTS.CA	Q 0.06	1.30%
#9	DND.CA	Q 0.07	0.47%
#10	SYZ.CA	Q 0.04	0.35%

* (updated 7 hours, 17 minutes ago) Yield calculations vary and may not be reliable nor comparable. Not all publicly traded securities are ranked; data may be incorrect or out of date. Rankings are for informational purposes only and do not constitute investment advice. [Full disclaimer](#)

SPOTLIGHT ON: OTEX.CA – 2.3% YIELD

Open Text Corp



Open Text is engaged in providing Information Management software solutions. Co.'s Information Management solutions manage the creation, capture, use, analysis and lifecycle of structured and unstructured data. Co.'s business clouds include: Content Cloud, Cybersecurity Cloud, Application Automation Cloud, Business Network Cloud, Information Technology Operations Management Cloud and Analytics and Artificial Intelligence Cloud. Co. provides a range of customer solutions including advisory, implementation, migration, operation and support services for its Information Management solutions to meet the needs of its customers.

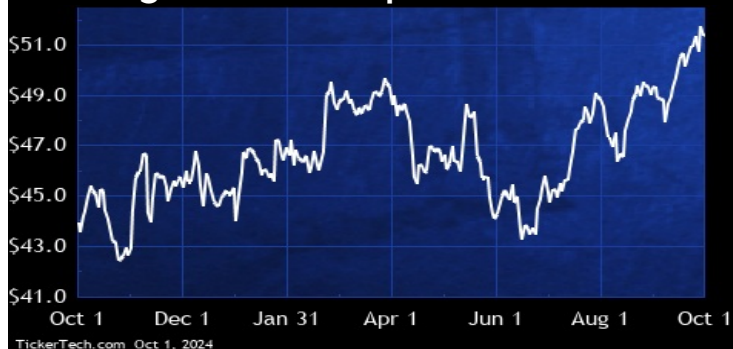
TRANSPORTATION

DividendRank	Symbol	Dividend	Recent Yield*
#1	EIF.CA	M 2.64	5.13%
#2	WTE.CA	Q 1.50	6.19%
#3	MTL.CA	M 0.84	5.90%
#4	ALC.CA	Q 0.76	5.12%
#5	CJT.CA	Q 1.40	1.01%
#6	TFIL.CA	Q 1.60	0.86%
#7	CP.CA	Q 0.76	0.66%
#8	TTNM.CA	Q 0.08	3.51%
#9	AND.CA	Q 0.44	1.13%

* (updated 7 hours, 17 minutes ago) Yield calculations vary and may not be reliable nor comparable. Not all publicly traded securities are ranked; data may be incorrect or out of date. Rankings are for informational purposes only and do not constitute investment advice. [Full disclaimer](#)

SPOTLIGHT ON: EIF.CA – 5.1% YIELD

Exchange Income Corp



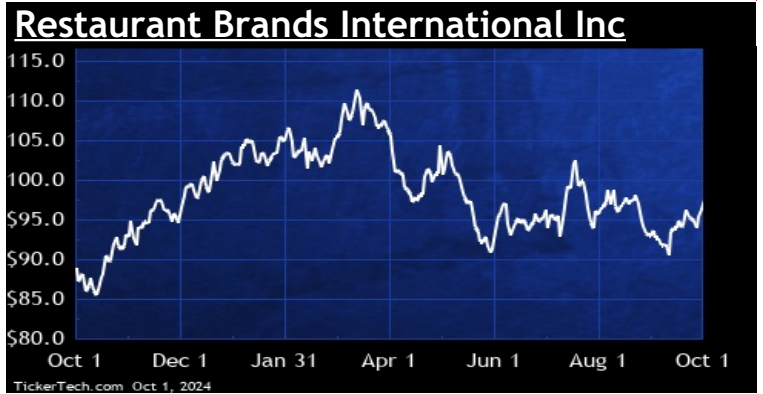
Exchange Income is engaged as a diversified, acquisition-oriented corporation focused on opportunities in the aerospace, aviation, and manufacturing sectors. Co. has two operating segments: Aerospace and Aviation and Manufacturing.

TRAVEL & ENTERTAINMENT

DividendRank	Symbol	Dividend	Recent Yield*
#1	QSR.CA	Q 2.32	2.38%
#2	AW.UN.CA	M 1.92	5.41%
#3	MTY.CA	Q 1.12	2.42%
#4	PZA.CA	M 0.93	7.09%
#5	KEG.UN.CA	M 1.14	7.49%
#6	GH.CA	M 0.48	4.60%
#7	BPF.UN.CA	M 1.36	7.73%
#8	SRV.UN.CA	M 1.14	8.91%
#9	TOY.CA	Q 0.48	1.57%
#10	PBL.CA	Q 0.20	0.73%

* (updated 7 hours, 17 minutes ago) Yield calculations vary and may not be reliable nor comparable. Not all publicly traded securities are ranked; data may be incorrect or out of date. Rankings are for informational purposes only and do not constitute investment advice. [Full disclaimer](#)

SPOTLIGHT ON: QSR.CA – 2.4% YIELD



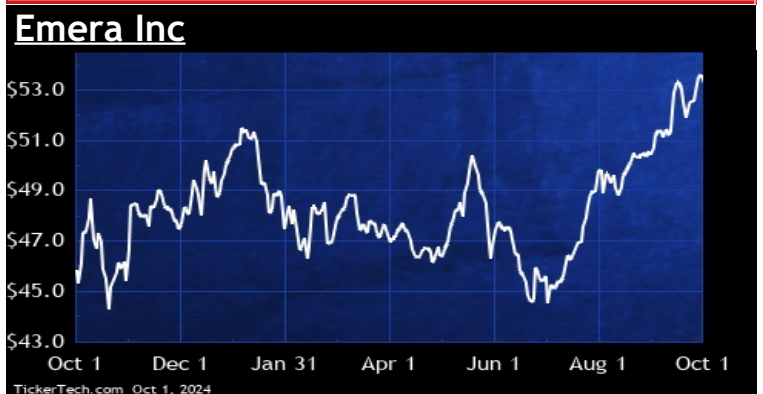
Restaurant Brands International is a holding company. Through its subsidiaries, Co. is engaged as a quick service restaurant company. Co.'s Tim Hortons®, Burger King® and Popeyes® brands have similar franchise business models with complementary daypart mixes and product platforms. Under the Tim Hortons brand, Co. operates in the donut/coffee/tea category of the quick service segment of the restaurant industry. Under the Burger King brand, Co. operates in the fast food hamburger restaurant category of the quick service segment of the restaurant industry. Under the Popeyes brand, Co. operates in the chicken category of the quick service segment of the restaurant industry.

UTILITIES

DividendRank	Symbol	Dividend	Recent Yield*
#1	EMA.CA	Q 2.90	5.44%
#2	CCA.CA	Q 3.42	4.78%
#3	CPX.CA	Q 2.61	5.30%
#4	BCE.CA	Q 3.99	8.49%
#5	FTS.CA	Q 2.46	4.00%
#6	T.CA	Q 1.56	6.86%
#7	CU.CA	Q 1.81	5.05%
#8	H.CA	Q 1.26	2.68%
#9	ALA.CA	Q 1.19	3.55%
#10	TPZ.CA	Q 1.32	5.11%
#11	NPI.CA	M 1.20	5.14%
#12	BEPC.CA	Q 1.42	3.22%
#13	AQN.CA	Q 0.36	4.83%
#14	SPB.CA	Q 0.72	9.68%
#15	ACO.X.CA	Q 1.96	4.09%

* (updated 7 hours, 17 minutes ago) Yield calculations vary and may not be reliable nor comparable. Not all publicly traded securities are ranked; data may be incorrect or out of date. Rankings are for informational purposes only and do not constitute investment advice. [Full disclaimer](#)

SPOTLIGHT ON: EMA.CA – 5.4% YIELD



Emera is an energy and services company. Co. owns and operates regulated electric and gas utilities in Canada, the U.S. and the Caribbean. Co. invests in electricity generation, transmission and distribution and gas transmission and distribution. Co.'s reportable segments are: Florida Electric Utility, Canadian Electric Utilities, Other Electric Utilities, Gas Utilities and Infrastructure and Other. Co.'s Florida Electric Utility segment consists of Tampa Electric Company, a regulated electric utility, serving customers in West Central Florida. Co.'s Canadian Electric Utilities segment includes Nova Scotia Power Inc., and Emera Newfoundland & Labrador Holdings Inc.



 **Canada Stock Channel**

"Educating U.S. Investors About Canadian Stocks"