

September, 2013 – *DividendRank* Report

<http://www.canadastockchannel.com/>

History has shown that the bulk of the stock market's returns are delivered by dividends. Only consistently profitable companies can afford to keep paying dividends, so profitability is of critical importance. And investors shouldn't pay too expensive a price to buy a stock, even if the company itself is strong. So therefore, dividend investors should be most interested in researching the strongest most profitable companies, that also happen to be trading at an attractive valuation.

Each month, Canada Stock Channel screens through our coverage universe of dividend paying Canadian stocks, to look at a variety of data – dividend history & yield, book value, quarterly earnings – and compare it to the stock's trading data to come up with certain calculations about profitability and about the stock's valuation (whether we think it looks "cheap" or "expensive"). Our proprietary *DividendRank* formula ranks stocks within the following 18 sectors/categories, to identify the top most "interesting" ideas that merit further research.



Business Services & Equipment

Construction

Consumer Goods

Consumer Services

Energy

ETFs & CEFs

Financial

Healthcare

Industrial

Manufacturing

Materials

Media

Metals & Mining

Real Estate

Technology

Transportation

Travel & Entertainment

Utilities

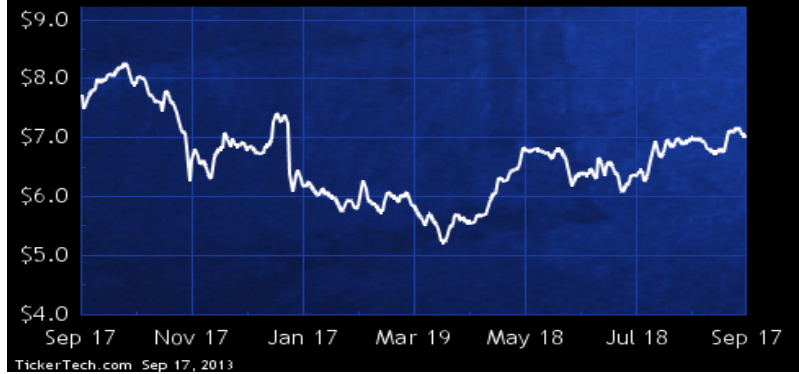
Business Services & Equipment

DividendRank	Symbol	Dividend	Recent Yield*
#1	HNL.CA	Q 0.25	3.56%
#2	DH.CA	Q 1.28	4.72%
#3	STN.CA	Q 0.66	1.27%
#4	RBA.CA	Q 0.52	2.52%
#5	MSI.CA	M 0.78	5.93%
#6	KBL.CA	M 1.15	3.50%
#7	IBG.CA	Q 0.55	27.23%
#8	DCI.CA	Q 0.46	2.34%
#9	CWL.CA	Q 0.06	6.82%
#10	AHF.CA	Q 0.05	4.00%

* (updated 12 hours, 44 minutes ago) Yield calculations vary and may not be reliable nor comparable. Not all publicly traded securities are ranked; data may be incorrect or out of date. Rankings are for informational purposes only and do not constitute investment advice. [Full disclaimer](#)

Spotlight On: HNL.CA – 3.6% Yield

Horizon North Logistics Inc



Horizon North Logistics is engaged in the provision of camp and catering, ground matting, and marine transportation services to oil and gas exploration and production companies, oilfield service companies and mining companies working on oil sands, mineral exploration and development, and conventional oil and gas projects throughout Canada's northern regions. Co. divides its operations into three business segments: Camps & Catering; Matting; and Marine Services.

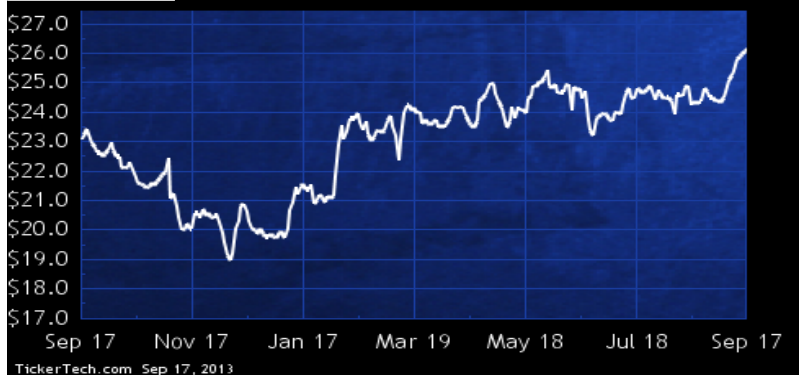
Construction

DividendRank	Symbol	Dividend	Recent Yield*
#1	GNV.CA	Q 1.50	5.73%
#2	SNC.CA	Q 0.92	2.23%
#3	TIH.CA	Q 0.52	2.28%
#4	ARE.CA	Q 0.32	2.35%
#5	BDT.CA	M 0.76	6.20%
#6	RME.CA	Q 0.40	3.49%
#7	CUQ.CA	Q 0.48	5.02%
#8	WEQ.CA	M 0.60	7.82%
#9	MCB.CA	Q 0.20	3.00%

* (updated 12 hours, 44 minutes ago) Yield calculations vary and may not be reliable nor comparable. Not all publicly traded securities are ranked; data may be incorrect or out of date. Rankings are for informational purposes only and do not constitute investment advice. [Full disclaimer](#)

Spotlight On: GNV.CA – 5.7% Yield

Genivar Inc



Genivar is engaged in offering consulting services ranging from planning to execution, including conceptual and development studies, feasibility and economic studies, preliminary engineering and detailed design, plans and specifications, work supervision, environmental planning and projects and construction management. Co. operates in two geographic segment, Canada and International (Trinidad and Tobago and other countries). Through its subsidiaries, Co. operates in five industries: building, municipal infrastructure, industrial and energy, transportation and environment.

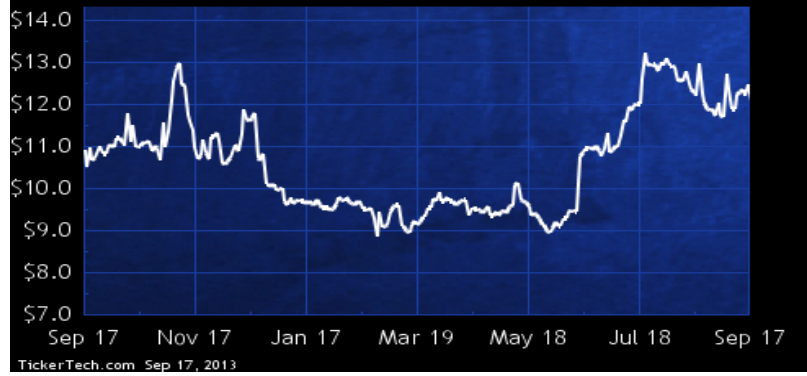
Consumer Goods

DividendRank	Symbol	Dividend	Recent Yield*
#1	SCC.CA	Q 4.00	33.14%
#2	SAP.CA	Q 0.92	1.91%
#3	NWC.CA	Q 1.12	4.84%
#4	RSI.CA	Q 0.36	6.18%
#5	L.CA	Q 0.96	2.16%
#6	SC.CA	Q 1.14	1.94%
#7	RET.A.CA	Q 0.80	9.76%
#8	MRU.CA	Q 1.00	1.52%
#9	CDL.A.CA	Q 0.68	3.30%
#10	WN.CA	Q 1.19	1.46%
#11	HLF.CA	Q 0.72	2.05%
#12	CTC.A.CA	Q 1.40	1.51%
#13	TPX.B.CA	Q 1.32	2.54%
#14	ACQ.CA	Q 0.80	2.19%
#15	CWA.CA	M 0.30	9.20%

*(updated 12 hours, 44 minutes ago) Yield calculations vary and may not be reliable nor comparable. Not all publicly traded securities are ranked; data may be incorrect or out of date. Rankings are for informational purposes only and do not constitute investment advice. [Full disclaimer](#)

Spotlight On: SCC.CA – 33.1% Yield

Sears Canada Inc.



Sears Canada is a multi-channel retailer, publishes general merchandise catalog and offers shopping online at [www.sears.ca](#). Co. reports its operations in two business segments: merchandising and real estate joint venture operations. The merchandising segment includes the sale of goods and services through Co.'s retail and direct channels, product repair, home improvement, travel and logistics services, and performance payments received pursuant to the long-term credit card marketing and servicing alliance with JPMorgan Chase Bank. The real estate joint venture segment includes income from Co.'s joint venture interests in shopping centers across Canada.

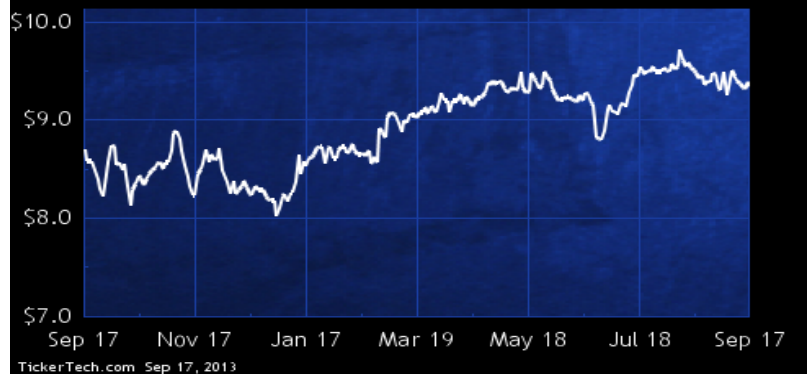
Consumer Services

DividendRank	Symbol	Dividend	Recent Yield*
#1	ECI.CA	M 0.68	7.32%
#2	LW.CA	M 0.90	8.60%
#3	AF.CA	Q 0.10	1.02%

*(updated 12 hours, 44 minutes ago) Yield calculations vary and may not be reliable nor comparable. Not all publicly traded securities are ranked; data may be incorrect or out of date. Rankings are for informational purposes only and do not constitute investment advice. [Full disclaimer](#)

Spotlight On: ECI.CA – 7.3% Yield

EnerCare Inc



Enercare is the successor to the Consumers Waterheater Income Fund following the conversion of the Fund from an income trust to a corporate structure pursuant to a plan of arrangement under the Canada Business Corporation Act on Jan 1 2011. Co., through its wholly-owned subsidiaries, owns a portfolio of water heaters and other assets which are rented to customers across Ontario.

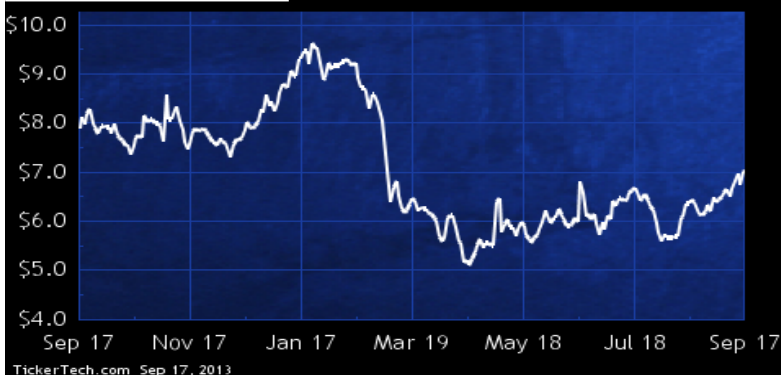
Energy

DividendRank	Symbol	Dividend	Recent Yield*
#1	PMG.CA	Q 0.50	7.11%
#2	PPL.CA	M 1.68	5.19%
#3	TRP.CA	Q 1.84	4.06%
#4	BNE.CA	M 3.36	6.21%
#5	CPG.CA	M 2.76	7.30%
#6	IPL.CA	M 1.29	5.03%
#7	ECA.CA	Q 0.80	4.37%
#8	PGF.CA	M 0.48	7.99%
#9	GEI.CA	Q 1.10	4.62%
#10	LTS.CA	M 0.96	13.10%
#11	KEY.CA	M 2.40	4.15%
#12	TBE.CA	M 0.19	9.85%
#13	ENB.CA	Q 1.00	2.35%
#14	CVE.CA	Q 0.97	3.16%
#15	PKI.CA	M 1.04	5.93%

* (updated 12 hours, 44 minutes ago) Yield calculations vary and may not be reliable nor comparable. Not all publicly traded securities are ranked; data may be incorrect or out of date. Rankings are for informational purposes only and do not constitute investment advice. [Full disclaimer](#)

Spotlight On: PMG.CA – 7.1% Yield

Petrominerales Ltd



Petrominerales is an international oil and gas company involved in the exploration, development and production of crude oil in Colombia, Peru and Brazil.

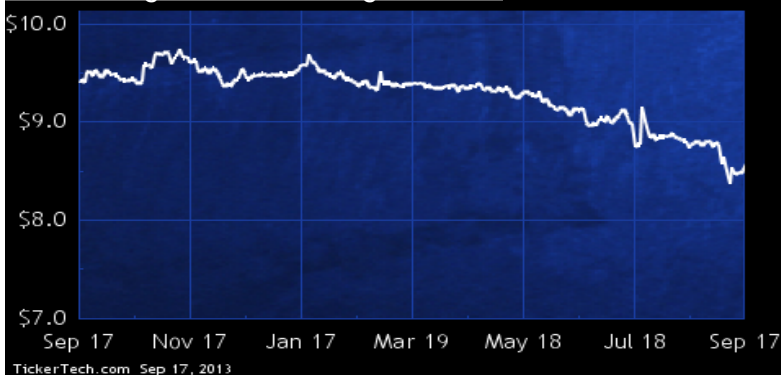
ETFs & CEFs

DividendRank	Symbol	Dividend	Recent Yield*
#1	MHY.UN.CA	M 0.60	7.00%
#2	PLT.UN.CA	M 0.60	15.23%
#3	SIN.UN.CA	M 1.02	8.21%
#4	OCV.UN.CA	M 0.84	9.99%
#5	FFI.UN.CA	M 0.96	8.20%
#6	YP.UN.CA	M 0.60	8.38%
#7	NIF.UN.CA	M 0.50	9.98%
#8	FAY.UN.CA	M 1.75	13.43%
#9	AEU.UN.CA	M 0.60	7.98%
#10	SSF.UN.CA	M 0.70	6.70%
#11	HYM.UN.CA	M 1.88	13.77%
#12	RPI.UN.CA	M 0.79	8.29%
#13	IDX.UN.CA	M 0.84	6.68%
#14	OCS.UN.CA	Q 0.70	7.88%
#15	MID.UN.CA	M 0.72	7.41%

* (updated 12 hours, 44 minutes ago) Yield calculations vary and may not be reliable nor comparable. Not all publicly traded securities are ranked; data may be incorrect or out of date. Rankings are for informational purposes only and do not constitute investment advice. [Full disclaimer](#)

Spotlight On: MHY.UN.CA – 7.0% Yield

Marret High Yield Strategies Fund



Marret High Yield Strategies is a closed-end investment fund. Fund's investment objectives are to maximize total returns for Unitholders of units consisting of both tax-advantaged distributions and capital appreciation, while reducing risk; and to provide Unitholders with attractive monthly tax advantaged cash distributions, initially targeted to be 8.00% per annum on the original issue price of C\$10.00 per unit. As of Dec 31, 2011, Fund had total assets of C\$610,389,840 and total investments at fair value of C\$610,144,332.

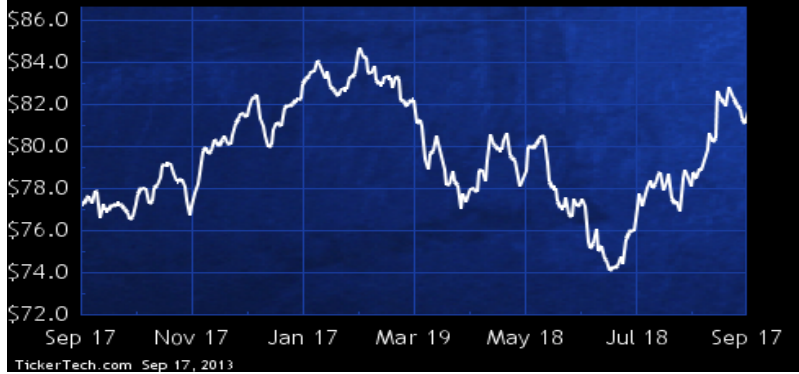
Financial

DividendRank	Symbol	Dividend	Recent	Yield*
#1	CM.CA	Q 3.84		4.70%
#2	RY.CA	Q 2.68		4.07%
#3	BNS.CA	Q 2.48		4.15%
#4	TD.CA	Q 3.40		3.75%
#5	SLF.CA	Q 1.44		4.30%
#6	PWF.CA	Q 1.40		4.27%
#7	LB.CA	Q 2.00		4.47%
#8	IGM.CA	Q 2.15		4.36%
#9	BMO.CA	Q 2.96		4.42%
#10	AGF.B.CA	Q 1.08		8.44%
#11	X.CA	Q 1.60		3.40%
#12	GWO.CA	Q 1.29		4.20%
#13	IFC.CA	Q 1.76		2.89%
#14	IAG.CA	Q 1.55		3.54%
#15	MIC.CA	Q 1.28		4.39%

*(updated 12 hours, 44 minutes ago) Yield calculations vary and may not be reliable nor comparable. Not all publicly traded securities are ranked; data may be incorrect or out of date. Rankings are for informational purposes only and do not constitute investment advice. [Full disclaimer](#)

Spotlight On: CM.CA — 4.7% Yield

Canadian Imperial Bank of Commerce



Canadian Imperial Bank of Commerce is a financial institution. Co. has 2 business units: CIBC Retail Markets and Wholesale Banking. CIBC Retail Markets provides financial products, services, and advice individual and business banking clients in Canada and the Caribbean, and investment management services to retail and institutional clients in Hong Kong, Singapore and the Caribbean. Wholesale Banking provides credit, capital markets, investment banking, merchant banking, research products and services to government, institutional, corporate and retail clients in Canada. Wholesale Banking also conducts treasury execution activities. As of Oct 31 2010, Co. had total assets of C\$352,040,000,000.

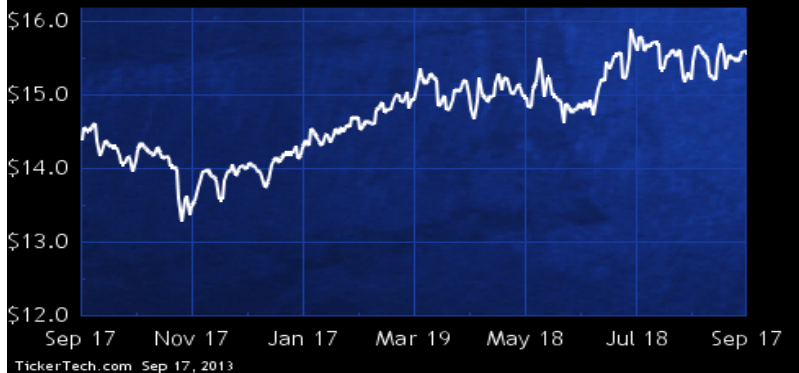
Healthcare

DividendRank	Symbol	Dividend	Recent	Yield*
#1	DR.CA	M 1.12		7.23%
#2	ACC.CA	Q 0.42		4.68%
#3	BCI.CA	Q 0.60		5.36%
#4	OMG.CA	Q 0.08		3.41%

*(updated 12 hours, 44 minutes ago) Yield calculations vary and may not be reliable nor comparable. Not all publicly traded securities are ranked; data may be incorrect or out of date. Rankings are for informational purposes only and do not constitute investment advice. [Full disclaimer](#)

Spotlight On: DR.CA — 7.2% Yield

Medical Facilities Corp



Medical Facilities through its wholly-owned U.S. subsidiary, owns indirect controlling interests in five limited liability entities (the "Centers"), each of which owns either a specialty surgical hospital or an ambulatory surgery center. The Centers provide facilities, including staff, surgical materials and supplies, and other support necessary for scheduled surgical, pain management, imaging, and diagnostic procedures and derive their revenue primarily from the fees charged for the use of these facilities. The Centers mainly focus on a limited number of clinical specialties such as orthopaedic, neurosurgery, pain management and other non-emergency elective procedures.

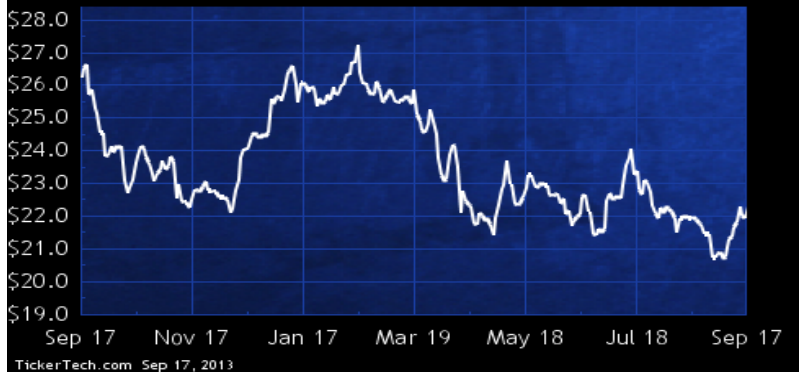
Industrial

DividendRank	Symbol	Dividend	Recent Yield*
#1	FTT.CA	Q 0.61	2.74%
#2	CUS.CA	Q 0.55	7.36%
#3	CAE.CA	Q 0.20	1.76%
#4	AFN.CA	M 2.40	6.57%
#5	RCH.CA	Q 0.52	1.18%
#6	MX.CA	Q 0.80	1.53%
#7	XTC.CA	Q 0.18	2.77%
#8	CWX.CA	Q 0.28	10.69%
#9	SIS.CA	A 0.02	0.90%

* (updated 12 hours, 44 minutes ago) Yield calculations vary and may not be reliable nor comparable. Not all publicly traded securities are ranked; data may be incorrect or out of date. Rankings are for informational purposes only and do not constitute investment advice. [Full disclaimer](#)

Spotlight On: FTT.CA — 2.7% Yield

Finning International Inc



Finning International is engaged in the selling, rental and provision of customer support services for Caterpillar Inc.'s equipment and engines in Western Canada, the U.K., and South America. Co.'s operating units are comprised of: Finning (Canada), which conducts its operations in British Columbia, Alberta, the Yukon Territory, the Northwest Territories, and a portion of Nunavut; Finning South America, which conducts its operations in Chile, Argentina, Uruguay, and Bolivia; and Finning UK Group, which conducts its operations in England, Scotland, Wales, Falkland Islands, and the Channel Islands.

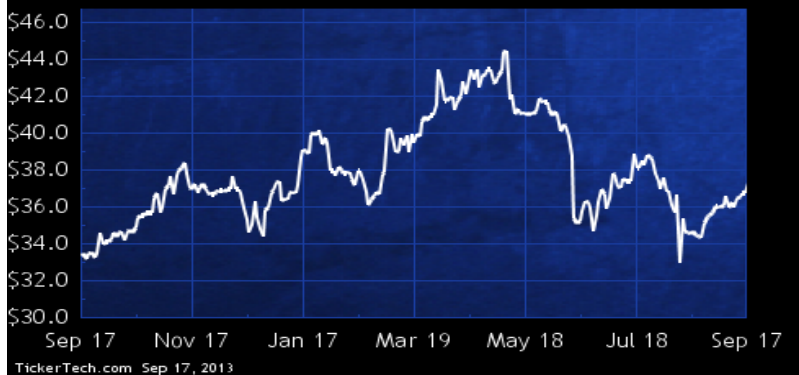
Manufacturing

DividendRank	Symbol	Dividend	Recent Yield*
#1	DII.B.CA	Q 1.20	3.22%
#2	MG.CA	Q 1.28	1.49%
#3	WJX.CA	M 2.40	6.45%
#4	NFI.CA	M 0.58	5.28%
#5	LNR.CA	Q 0.32	0.96%
#6	AM.CA	Q 0.24	11.43%
#7	GIL.CA	Q 0.36	0.75%
#8	DD.CA	Q 0.08	4.33%

* (updated 12 hours, 44 minutes ago) Yield calculations vary and may not be reliable nor comparable. Not all publicly traded securities are ranked; data may be incorrect or out of date. Rankings are for informational purposes only and do not constitute investment advice. [Full disclaimer](#)

Spotlight On: DII.B.CA — 3.2% Yield

Dorel Industries Inc



Dorel Industries is a consumer products company which designs, manufactures or sources, markets and distributes a diverse portfolio of product brands, marketed through its juvenile, recreational/leisure and home furnishings segments. The principal markets for Co.'s products are the United States, Canada and Europe.

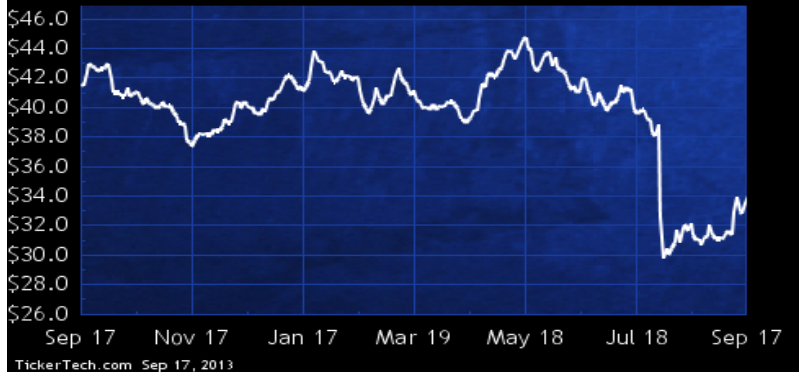
Materials

DividendRank	Symbol	Dividend	Recent Yield*
#1	POT.CA	Q 1.40	4.11%
#2	AGU.CA	S 1.00	1.05%
#3	UFS.CA	Q 2.20	2.76%
#4	NBD.CA	Q 2.40	8.11%
#5	WFT.CA	Q 0.56	0.63%
#6	CAS.CA	Q 0.16	2.73%
#7	BOS.CA	Q 0.20	3.08%
#8	ADN.CA	Q 0.82	6.65%
#9	SJ.CA	Q 0.80	0.78%
#10	HWD.CA	Q 0.14	1.71%
#11	CFX.CA	Q 0.20	2.08%
#12	SXP.CA	Q 0.12	6.35%

*(updated 12 hours, 44 minutes ago) Yield calculations vary and may not be reliable nor comparable. Not all publicly traded securities are ranked; data may be incorrect or out of date. Rankings are for informational purposes only and do not constitute investment advice. [Full disclaimer](#)

Spotlight On: POT.CA – 4.1% Yield

Potash Corp. of Saskatchewan Inc.



Potash Corp. of Saskatchewan is a fertilizer and related industrial and feed products company. Co.'s potash operations include the mining and production of potash, which is predominantly used as fertilizer. Co.'s phosphate operations include the manufacture and sale of solid and liquid phosphate fertilizers, animal feed supplements and industrial acid, which is used in food products and industrial processes. Co.'s nitrogen operations involve the production of nitrogen fertilizers and nitrogen feed and industrial products, including ammonia, urea, ammonium nitrate and nitric acid.

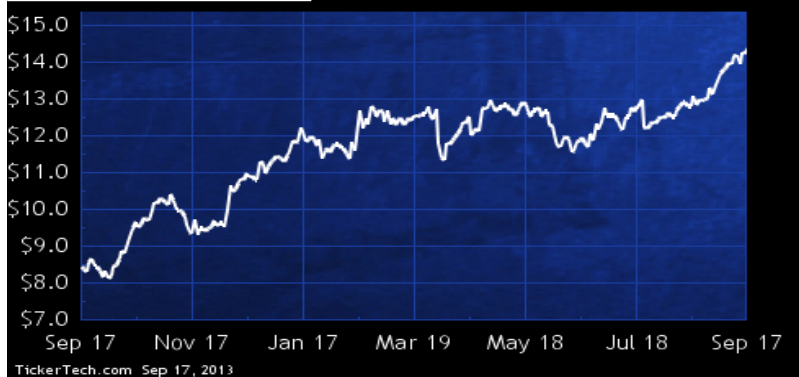
Media

DividendRank	Symbol	Dividend	Recent Yield*
#1	TCL.A.CA	Q 0.58	4.04%
#2	CJR.B.CA	M 1.02	4.03%
#3	TRI.CA	Q 1.34	3.73%
#4	AIM.CA	Q 0.68	3.81%
#5	TS.B.CA	Q 0.53	8.99%
#6	CCA.CA	Q 1.04	2.14%
#7	CGO.CA	Q 0.76	1.59%
#8	DGI.CA	Q 0.30	19.11%
#9	GVC.CA	Q 0.08	6.78%
#10	MHR.CA	Q 1.26	3.16%
#11	GCT.CA	S 0.01	3.03%
#12	NCC.A.CA	S 0.06	0.65%

*(updated 12 hours, 44 minutes ago) Yield calculations vary and may not be reliable nor comparable. Not all publicly traded securities are ranked; data may be incorrect or out of date. Rankings are for informational purposes only and do not constitute investment advice. [Full disclaimer](#)

Spotlight On: TCL.A.CA – 4.0% Yield

Transcontinental Inc



Transcontinental provides printing, publishing and marketing services. The Printing Sector include activities such as printing of marketing products, newspapers, flyers, books, catalogues and magazines. The Media Sector publishes consumer magazines, French-language educational resources, and community newspaper, and has a digital platform that delivers content through more than 120 websites. The Marketing Communications Sector provides advertising services and marketing products using communications platforms supported by database analytics, premedia, e-flyers, email marketing and custom communications.

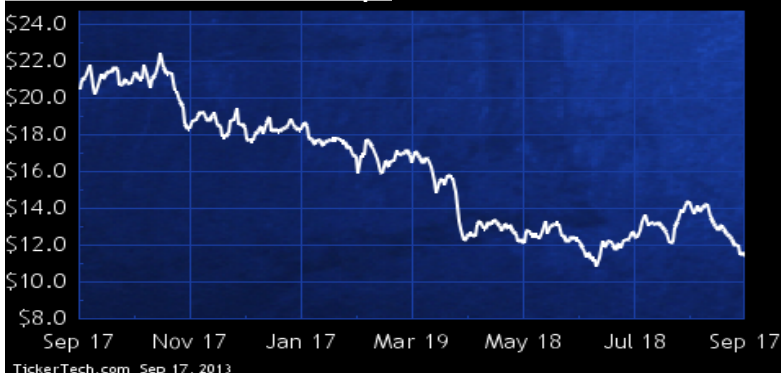
Metals & Mining

DividendRank	Symbol	Dividend	Recent Yield*
#1	PAA.CA	Q 0.50	4.39%
#2	AEM.CA	Q 0.88	3.19%
#3	CG.CA	Q 0.16	2.98%
#4	S.CA	Q 0.17	4.42%
#5	RUS.CA	Q 1.40	5.06%
#6	G.CA	M 0.60	2.23%
#7	K.CA	S 0.16	2.98%
#8	FNV.CA	M 0.72	1.60%
#9	LIF.CA	Q 1.00	3.28%
#10	CCL.B.CA	Q 0.86	1.19%
#11	SLW.CA	Q 0.40	1.60%
#12	CCO.CA	Q 0.40	1.94%
#13	WFI.CA	Q 1.00	4.67%
#14	NSU.CA	S 0.14	4.11%
#15	SVM.CA	Q 0.10	3.01%

*(updated 12 hours, 44 minutes ago) Yield calculations vary and may not be reliable nor comparable. Not all publicly traded securities are ranked; data may be incorrect or out of date. Rankings are for informational purposes only and do not constitute investment advice. [Full disclaimer](#)

Spotlight On: PAA.CA – 4.4% Yield

Pan American Silver Corp.



Pan American Silver is engaged in the production and sale of silver, gold and other base metals including copper, lead and zinc as well as other related activities, including exploration, extraction, processing, refining and reclamation. Co.'s primary product (silver) is produced in Peru, Mexico, Argentina and Bolivia. Additionally, Co. has project development activities in Peru, Mexico and Argentina, and exploration activities throughout South America and Mexico.

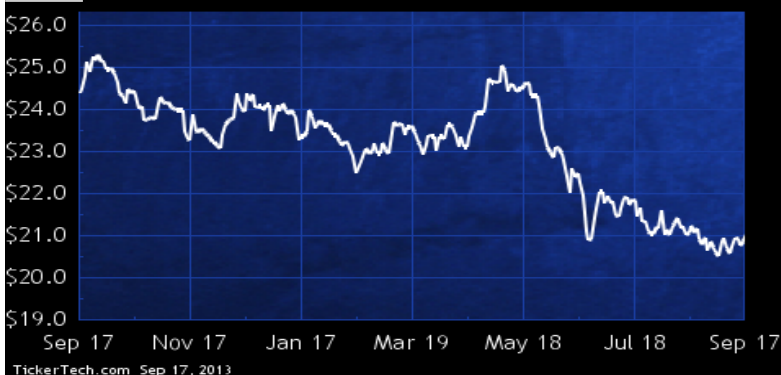
Real Estate

DividendRank	Symbol	Dividend	Recent Yield*
#1	HR.UN.CA	M 1.35	6.43%
#2	CUF.UN.CA	M 1.44	7.66%
#3	BPO.CA	Q 0.53	3.07%
#4	AX.UN.CA	M 1.08	7.74%
#5	D.UN.CA	M 2.24	7.46%
#6	FCR.CA	Q 0.84	4.93%
#7	BEI.UN.CA	M 1.98	3.48%
#8	REI.UN.CA	M 1.41	5.73%
#9	DI.UN.CA	M 0.80	8.84%
#10	CAR.UN.CA	M 1.15	5.58%
#11	MRT.UN.CA	M 0.96	5.97%
#12	CWT.UN.CA	M 1.55	6.25%
#13	REF.UN.CA	M 1.65	3.97%
#14	KMP.CA	M 0.58	5.36%
#15	MRD.CA	S 0.50	2.58%

*(updated 12 hours, 44 minutes ago) Yield calculations vary and may not be reliable nor comparable. Not all publicly traded securities are ranked; data may be incorrect or out of date. Rankings are for informational purposes only and do not constitute investment advice. [Full disclaimer](#)

Spotlight On: HR.UN.CA – 6.4% Yield

H&R Real Estate Investment Trust / H&R Financial Trust



H&R Real Estate Investment Trust is an unincorporated open-ended trust with each unitholder participating pro rata in distributions of income and, in the event of termination of Co., participating pro rata in the net assets remaining after satisfaction of all liabilities. Co.'s investment objectives are to provide unitholders with stable and growing cash distributions, generated by the revenue it derives from investments in income producing real estate properties; and to maximize unit value through ongoing active management of Co.'s assets, acquisition of additional properties and the development and construction of projects which are pre-leased to creditworthy tenants. .

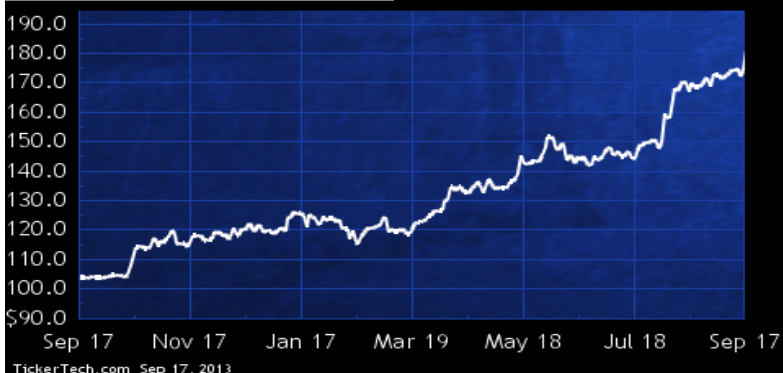
Technology

DividendRank	Symbol	Dividend	Recent Yield*
#1	CSU.CA	Q 4.00	2.20%
#2	CMG.CA	Q 0.72	2.90%
#3	WIN.CA	Q 0.16	4.42%
#4	MDA.CA	S 1.30	1.60%
#5	ESL.CA	Q 0.32	1.21%
#6	OCX.CA	Q 0.15	0.29%
#7	HMM.A.CA	Q 0.08	6.72%
#8	HPS.A.CA	S 0.10	1.31%
#9	TCS.CA	S 0.07	1.80%

* (updated 12 hours, 44 minutes ago) Yield calculations vary and may not be reliable nor comparable. Not all publicly traded securities are ranked; data may be incorrect or out of date. Rankings are for informational purposes only and do not constitute investment advice. [Full disclaimer](#)

Spotlight On: CSU.CA – 2.2% Yield

Constellation Software Inc



Constellation Software is engaged in the provision of enterprise software solutions serving a variety of vertical markets. Co. is organized around two reportable segments, (i) the public sector segment, which primarily includes businesses focused on government and government-related customers and (ii) the private sector segment, which primarily includes businesses focused on commercial customers.

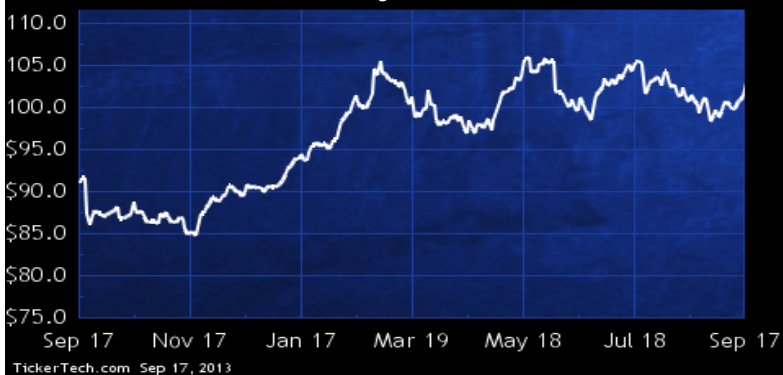
Transportation

DividendRank	Symbol	Dividend	Recent Yield*
#1	CNR.CA	Q 1.72	1.67%
#2	WTE.CA	Q 1.32	4.32%
#3	CP.CA	Q 1.40	1.08%
#4	TFI.CA	Q 0.52	2.48%
#5	EIF.CA	M 1.68	7.05%
#6	WJA.CA	Q 0.40	1.69%
#7	STB.CA	M 0.56	8.43%
#8	ALC.CA	Q 0.28	1.96%
#9	CHR.B.CA	Q 0.30	11.77%
#10	CJT.CA	Q 0.60	5.15%
#11	CKI.CA	S 0.20	3.57%
#12	CSS.CA	Q 0.50	4.21%
#13	TMA.CA	Q 0.28	5.15%
#14	LGT.B.CA	Q 0.46	1.32%

* (updated 12 hours, 44 minutes ago) Yield calculations vary and may not be reliable nor comparable. Not all publicly traded securities are ranked; data may be incorrect or out of date. Rankings are for informational purposes only and do not constitute investment advice. [Full disclaimer](#)

Spotlight On: CNR.CA – 1.7% Yield

Canadian National Railway Co.



Canadian National Railway is engaged in the rail and related transportation business. Co.'s network of approx. 21,100 route miles spans Canada and mid-America, from the Atlantic and Pacific oceans to the Gulf of Mexico, serving the ports of Vancouver, Prince Rupert, British Columbia, Montreal, Halifax, New Orleans, and Mobile, AL and the areas of Toronto, Buffalo, Chicago, Detroit, Duluth, Minnesota/Superior and Green Bay, WI, Minneapolis/St. Paul, Memphis and Jackson, MS, in North America. Co.'s extensive network, and its co-production agreements, routing protocols, marketing alliances and interline agreements, provide Co. customers access to all three North American Free Trade nations.

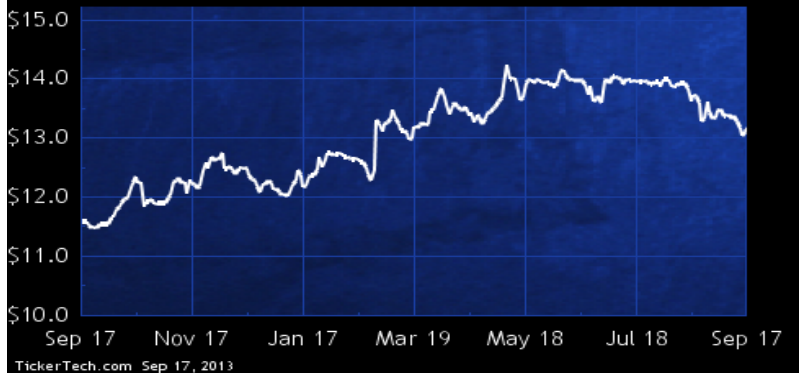
Travel & Entertainment

DividendRank	Symbol	Dividend	Recent Yield*
#1	WB.CA	Q 0.97	7.40%
#2	THI.CA	Q 1.04	1.77%
#3	AW.UN.CA	M 1.40	6.43%
#4	SRV.UN.CA	M 1.14	8.20%
#5	BPF.UN.CA	M 1.22	5.36%
#6	PZA.CA	M 0.78	6.17%
#7	GH.CA	M 0.88	6.43%
#8	HLC.CA	Q 0.14	3.87%

*updated 12 hours, 44 minutes ago) Yield calculations vary and may not be reliable nor comparable. Not all publicly traded securities are ranked; data may be incorrect or out of date. Rankings are for informational purposes only and do not constitute investment advice. [Full disclaimer](#)

Spotlight On: WB.CA — 7.4% Yield

Whistler Blackcomb Holdings Inc.



Whistler Blackcomb is engaged in the operation of a four season mountain resort in Whistler, British Columbia.

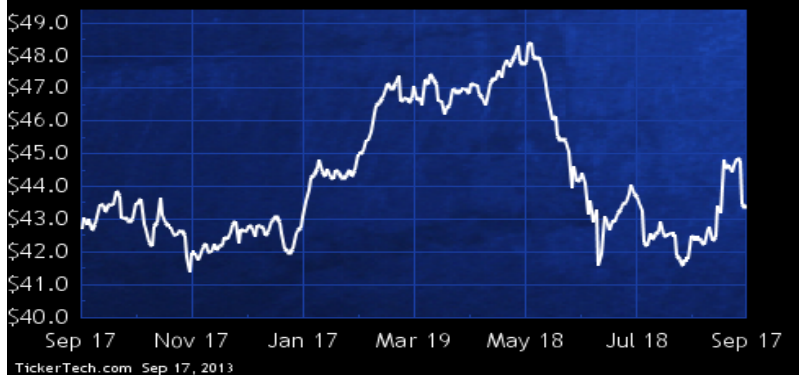
Utilities

DividendRank	Symbol	Dividend	Recent Yield*
#1	BCE.CA	Q 2.33	5.37%
#2	TA.CA	Q 1.16	8.64%
#3	FTS.CA	Q 1.24	4.08%
#4	CPX.CA	Q 1.26	5.78%
#5	AQN.CA	Q 0.34	5.22%
#6	MBT.CA	Q 1.70	5.15%
#7	VNR.CA	Q 1.00	6.36%
#8	BIN.CA	Q 0.60	2.29%
#9	CSE.CA	Q 0.30	7.90%
#10	NPI.CA	M 1.08	7.32%
#11	EMA.CA	Q 1.02	3.46%
#12	INE.CA	Q 0.58	6.60%
#13	SPB.CA	M 0.60	5.51%
#14	RDZ.CA	Q 0.07	6.64%
#15	AAH.CA	Q 0.80	3.93%

*updated 12 hours, 44 minutes ago) Yield calculations vary and may not be reliable nor comparable. Not all publicly traded securities are ranked; data may be incorrect or out of date. Rankings are for informational purposes only and do not constitute investment advice. [Full disclaimer](#)

Spotlight On: BCE.CA — 5.4% Yield

BCE Inc.



BCE is a communications company engaged in providing wireline voice and wireless communications services, Internet access, data services and video services to residential, business and wholesale customers. Co. operates three segments: Bell Wireline, which provides local telephone, long distance, Internet, data, video and other services and products; Bell Wireless, which provides wireless voice and data communication products and services; and Bell Aliant, which provides local telephone, long distance, Internet, data, video, wireless and other information and communications technology services. Co. operates predominantly in Canada.



 **Canada Stock Channel**