

September, 2017 – DividendRank Report

<http://www.canadastockchannel.com/>

History has shown that the bulk of the stock market's returns are delivered by dividends. Only consistently profitable companies can afford to keep paying dividends, so profitability is of critical importance. And investors shouldn't pay too expensive a price to buy a stock, even if the company itself is strong. So therefore, dividend investors should be most interested in researching the strongest most profitable companies, that also happen to be trading at an attractive valuation.

Each month, Canada Stock Channel screens through our coverage universe of dividend paying Canadian stocks, to look at a variety of data – dividend history & yield, book value, quarterly earnings – and compare it to the stock's trading data to come up with certain calculations about profitability and about the stock's valuation (whether we think it looks "cheap" or "expensive"). Our proprietary DividendRank formula ranks stocks within the following 18 sectors/categories, to identify the top most "interesting" ideas that merit further research.



Business Services & Equipment

Construction

Consumer Goods

Consumer Services

Energy

ETFs & CEFs

Financial

Healthcare

Industrial

Manufacturing

Materials

Media

Metals & Mining

Real Estate

Technology

Transportation

Travel & Entertainment

Utilities

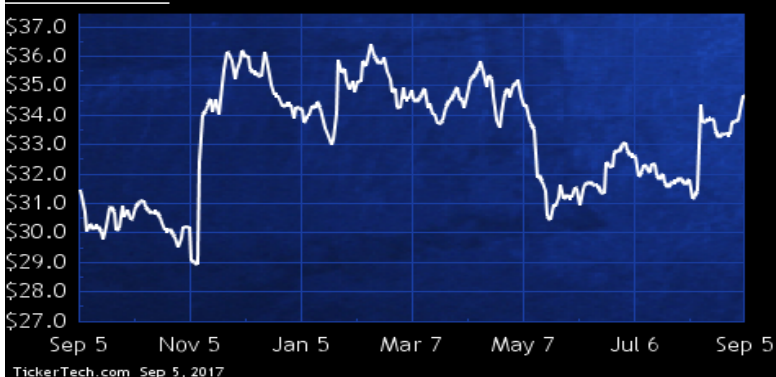
Business Services & Equipment

DividendRank	Symbol	Dividend	Recent Yield*
#1	STN.CA	Q 0.50	1.45%
#2	MSI.CA	M 0.78	3.82%
#3	KBL.CA	M 1.20	3.04%
#4	RBA.CA	Q 0.68	1.84%
#5	FSV.CA	Q 0.49	0.57%
#6	BYD.UN.CA	M 0.52	0.55%
#7	CGY.CA	Q 1.12	4.04%
#8	HNL.CA	Q 0.08	6.21%
#9	CWL.CA	Q 0.08	7.62%
#10	BDI.CA	M 0.30	15.96%
#11	TRL.CA	Q 0.08	1.03%
#12	IAM.CA	A 0.06	3.90%
#13	SVI.CA	Q 0.01	0.44%

*(updated 13 hours, 39 minutes ago) Yield calculations vary and may not be reliable nor comparable. Not all publicly traded securities are ranked; data may be incorrect or out of date. Rankings are for informational purposes only and do not constitute investment advice. [Full disclaimer](#)

Spotlight On: STN.CA — 1.4% Yield

Stantec Inc



Stantec is a provider of comprehensive professional services in the area of infrastructure and facilities for clients in the public and private sectors. Co.'s services include planning, engineering, architecture, interior design, landscape architecture, surveying and geomatics, project management, environmental sciences, and project economics for infrastructure and facilities projects.

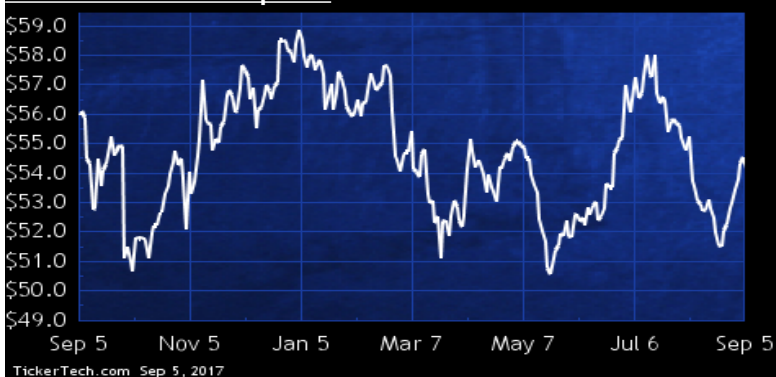
Construction

DividendRank	Symbol	Dividend	Recent Yield*
#1	SNC.CA	Q 1.09	2.02%
#2	TIH.CA	Q 0.76	1.44%
#3	WSP.CA	Q 1.50	2.90%
#4	ARE.CA	Q 0.50	2.95%
#5	SOX.CA	Q 0.48	9.29%
#6	BAD.CA	M 0.46	1.59%
#7	BDT.CA	M 0.39	4.31%
#8	RME.CA	Q 0.46	3.97%

*(updated 13 hours, 39 minutes ago) Yield calculations vary and may not be reliable nor comparable. Not all publicly traded securities are ranked; data may be incorrect or out of date. Rankings are for informational purposes only and do not constitute investment advice. [Full disclaimer](#)

Spotlight On: SNC.CA — 2.0% Yield

SNC-Lavalin Group Inc



SNC-Lavalin Group is an engineering and construction group, and is engaged in the ownership of infrastructure and in the provision of operations and maintenance services. Co.'s segments are: mining and metallurgy, which provide tailored solutions for projects in the aluminum, gold, copper product sectors, among others; oil and gas, which includes projects for oil and gas and resources companies; power, which includes projects and services in hydro, and nuclear and thermal power generation, among others; infrastructure, which include infrastructure & construction, and operations and maintenance; capital, which invest in equity or subordinated debt into projects for public services.

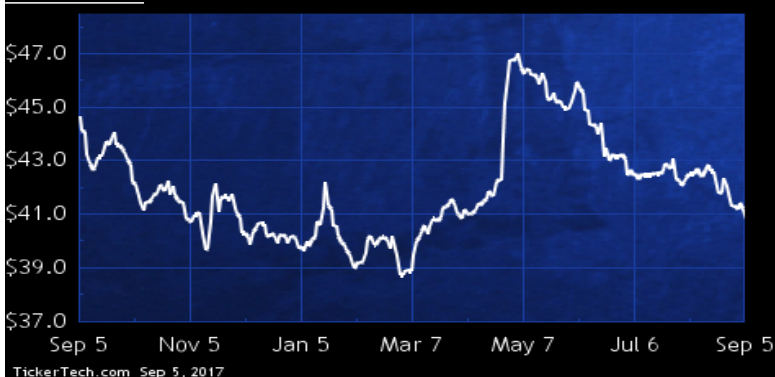
Consumer Goods

DividendRank	Symbol	Dividend	Recent Yield*
#1	MRU.CA	Q 0.65	1.60%
#2	CTC.A.CA	Q 2.60	1.79%
#3	PBH.CA	Q 1.68	1.71%
#4	L.CA	Q 1.08	1.66%
#5	HLF.CA	Q 0.56	3.96%
#6	WN.CA	Q 1.82	1.72%
#7	SAP.CA	Q 0.64	1.52%
#8	PJC.A.CA	Q 0.52	2.37%
#9	MFI.CA	Q 0.44	1.28%
#10	NWC.CA	Q 1.28	4.09%
#11	GSY.CA	Q 0.72	2.53%
#12	QSP.UN.CA	Q 0.80	1.06%
#13	EMP.A.CA	Q 0.42	2.10%
#14	RSI.CA	Q 0.36	5.58%
#15	CTC.CA	Q 2.60	1.07%

*(updated 13 hours, 39 minutes ago) Yield calculations vary and may not be reliable nor comparable. Not all publicly traded securities are ranked; data may be incorrect or out of date. Rankings are for informational purposes only and do not constitute investment advice. [Full disclaimer](#)

Spotlight On: MRU.CA – 1.6% Yield

Metro Inc



Metro is a food retailer and distributor that operates supermarkets, discount stores and drugstores in Canada. Co. operated 343 supermarkets under the Metro and Metro Plus banners, nine stores under the Adonis banner, and 213 discount stores under the Super C and Food Basics banners. Co. also acts as a distributor for medium-surface food stores and convenience stores. Co. also acts as franchisor and distributor for 181 franchised Brunet Plus, Brunet, Brunet Clinique, and Clini Plus drugstores, owned by independent pharmacists; and operated 73 drugstores under the Metro Pharmacy and Drug Basics banners. Co. also supplies non-franchised drugstores and various health centres.

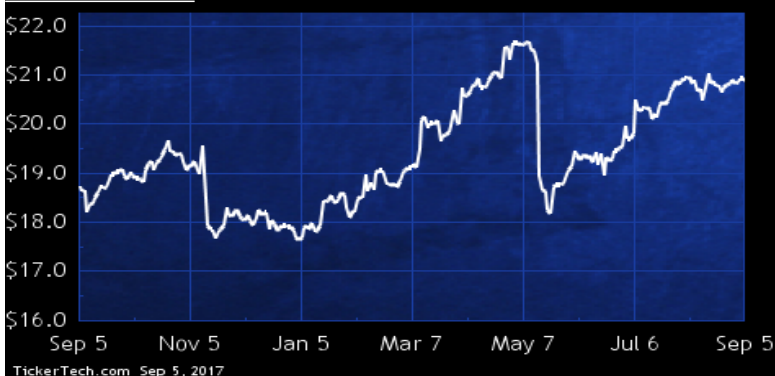
Consumer Services

DividendRank	Symbol	Dividend	Recent Yield*
#1	ECI.CA	M 0.96	4.60%
#2	PLC.CA	M 0.46	2.49%
#3	AF.CA	Q 0.18	1.77%

*(updated 13 hours, 39 minutes ago) Yield calculations vary and may not be reliable nor comparable. Not all publicly traded securities are ranked; data may be incorrect or out of date. Rankings are for informational purposes only and do not constitute investment advice. [Full disclaimer](#)

Spotlight On: ECI.CA – 4.6% Yield

EnerCare Inc



Enercare is the successor to the Consumers Waterheater Income Fund following the conversion of the Fund from an income trust to a corporate structure pursuant to a plan of arrangement under the Canada Business Corporation Act on Jan 1 2011. Co., through its wholly-owned subsidiaries, owns a portfolio of water heaters and other assets which are rented to customers across Ontario.

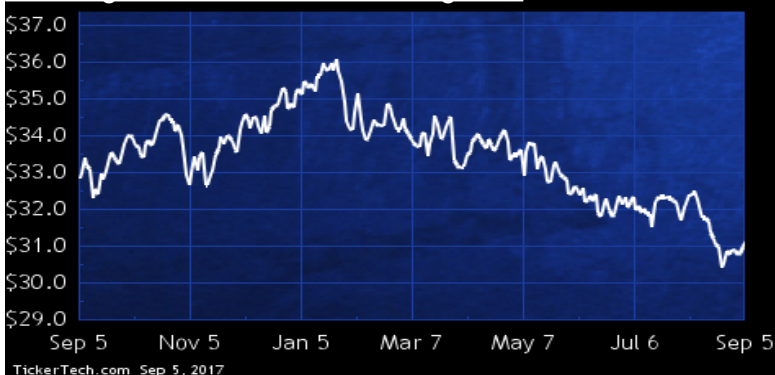
Energy

DividendRank	Symbol	Dividend	Recent Yield*
#1	ENF.CA	M 2.05	6.60%
#2	ALA.CA	M 2.10	7.60%
#3	TRP.CA	Q 2.50	3.98%
#4	ENB.CA	Q 2.44	4.88%
#5	IPL.CA	M 1.62	7.01%
#6	PPL.CA	M 2.04	5.04%
#7	GEI.CA	Q 1.32	7.46%
#8	PEY.CA	M 1.32	6.24%
#9	CNQ.CA	Q 1.10	2.84%
#10	KEY.CA	M 1.68	4.64%
#11	SU.CA	Q 1.28	3.24%
#12	VSN.CA	M 1.00	5.67%
#13	CVE.CA	Q 0.20	2.02%
#14	VET.CA	M 2.58	6.19%
#15	PKI.CA	M 1.15	4.32%

*(updated 13 hours, 39 minutes ago) Yield calculations vary and may not be reliable nor comparable. Not all publicly traded securities are ranked; data may be incorrect or out of date. Rankings are for informational purposes only and do not constitute investment advice. [Full disclaimer](#)

Spotlight On: ENF.CA — 6.6% Yield

Enbridge Income Fund Holdings Inc



Enbridge Income Fund Holdings is a holdings company. Co.'s business is limited to ownership of its interest in Enbridge Income Fund (the Fund). The Fund has three segments: Green Power, Liquids Transportation and Storage and Alliance Canada. Green Power includes assets that produce electricity from renewable and alternative energy sources. Liquids Transportation and Storage serves customers in Western Canada and North Dakota and includes the Saskatchewan System which transports crude oil and natural gas liquids. Alliance Canada consists of the Alliance System's natural gas mainline pipeline beginning near Gordondale, Alberta and connecting to Alliance U.S. at the Canada/U.S. border.

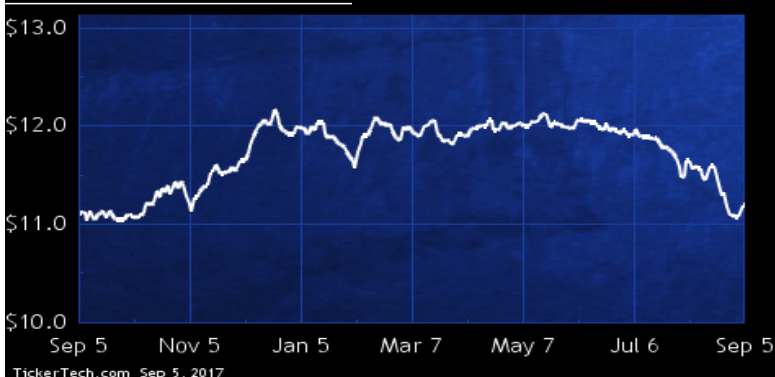
ETFs & CEFs

DividendRank	Symbol	Dividend	Recent Yield*
#1	EIT.UN.CA	M 1.20	10.71%
#2	CBO.CA	M 0.50	2.70%
#3	CLF.CA	M 0.48	2.65%
#4	INC.UN.CA	M 1.70	9.88%
#5	BGI.UN.CA	Q 0.60	8.71%
#6	RPI.UN.CA	M 1.32	4.44%
#7	FFI.UN.CA	M 0.96	7.28%
#8	SIN.UN.CA	M 0.62	7.80%
#9	MFR.UN.CA	M 0.68	7.71%
#10	SSF.UN.CA	M 0.60	6.75%
#11	RBN.UN.CA	M 0.60	6.33%
#12	OCS.UN.CA	Q 0.70	9.98%
#13	MID.UN.CA	M 0.48	7.56%
#14	GDG.UN.CA	M 0.66	5.61%
#15	AUI.UN.CA	Q 0.75	6.88%

*(updated 13 hours, 39 minutes ago) Yield calculations vary and may not be reliable nor comparable. Not all publicly traded securities are ranked; data may be incorrect or out of date. Rankings are for informational purposes only and do not constitute investment advice. [Full disclaimer](#)

Spotlight On: EIT.UN.CA — 10.7% Yield

Canoe EIT Income Fund



Canoe EIT Income Fund is a closed-end investment trust. The Trust's investment objectives are to maximize monthly distributions relative to risk and maximize net asset value, while maintaining and expanding a diversified investment portfolio, primarily through acquiring, investing, holding, transferring, disposing of or otherwise dealing with or in equity and debt securities of royalty and income trusts, corporations, partnerships, or other issuers and such other investments as the Manager may determine in its sole discretion from time to time. As of Dec 31 2009, total fair value of the Trust's investment portfolio was C\$1,661,584,000.

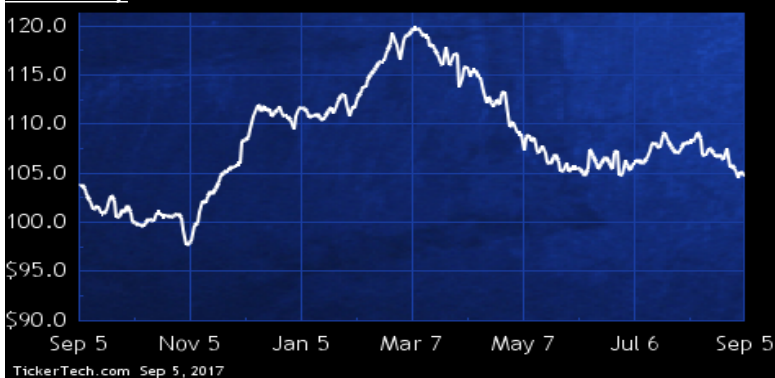
Financial

DividendRank	Symbol	Dividend	Recent Yield*
#1	CM.CA	Q 5.20	4.97%
#2	RY.CA	Q 3.64	3.96%
#3	POW.CA	Q 1.43	4.62%
#4	BNS.CA	Q 3.16	4.07%
#5	TD.CA	Q 2.40	3.56%
#6	CIX.CA	M 1.41	5.15%
#7	PWF.CA	Q 1.65	4.80%
#8	BMO.CA	Q 3.60	4.03%
#9	SLF.CA	Q 1.74	3.62%
#10	MIC.CA	Q 1.76	4.88%
#11	GWO.CA	Q 1.47	4.23%
#12	FN.CA	M 1.85	7.15%
#13	LB.CA	Q 2.48	4.42%
#14	IFC.CA	Q 2.56	2.50%
#15	MFC.CA	Q 0.82	3.33%

*(updated 13 hours, 39 minutes ago) Yield calculations vary and may not be reliable nor comparable. Not all publicly traded securities are ranked; data may be incorrect or out of date. Rankings are for informational purposes only and do not constitute investment advice. [Full disclaimer](#)

Spotlight On: CM.CA — 5.0% Yield

Canadian Imperial Bank Of Commerce (Toronto, Ontario)



Canadian Imperial Bank of Commerce is a financial institution. Through its three business units, Co. provides a range of financial products and services to individual, small business, commercial, corporate and institutional clients in Canada and around the world. Co.'s Retail and Business Banking business unit provides financial advice, products and services. Co.'s Wealth Management business unit provides integrated advice and investment solutions. Co.'s Capital Markets business unit provides integrated credit and global markets products, investment banking advisory services and research. As of Oct 31 2016, Co. had total assets of C\$501.36 billion and total deposits of C\$395.65 billion.

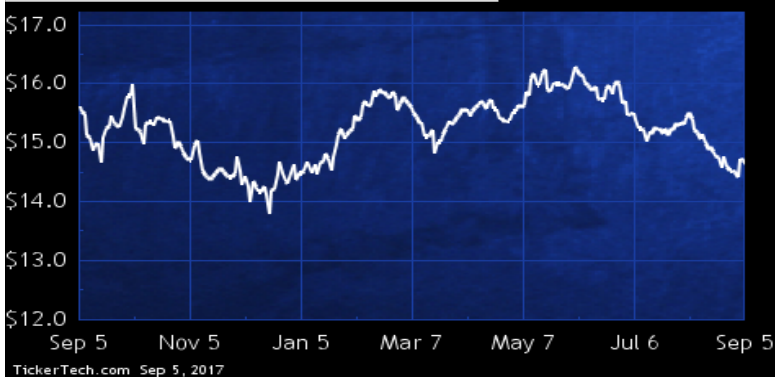
Healthcare

DividendRank	Symbol	Dividend	Recent Yield*
#1	CSH.UN.CA	M 0.58	3.93%
#2	SIA.CA	M 0.90	5.03%
#3	EXE.CA	M 0.48	5.16%
#4	DR.CA	M 1.12	7.38%

*(updated 13 hours, 39 minutes ago) Yield calculations vary and may not be reliable nor comparable. Not all publicly traded securities are ranked; data may be incorrect or out of date. Rankings are for informational purposes only and do not constitute investment advice. [Full disclaimer](#)

Spotlight On: CSH.UN.CA — 3.9% Yield

Chartwell Retirement Residences



Chartwell Retirement Residences is an unincorporated open-ended trust created to indirectly acquire and hold 100% of the outstanding Class A Master LP Units and 100% of the common shares of Chartwell Master Care Corporation. As of Dec 31 2009, Co.'s portfolio of seniors housing communities owned, leased or managed on behalf of others consisted of interests in 29,244 suites in 229 communities which are operating, under construction or in various stages of development. In addition, Co.'s portfolio of owned and leased communities consisted of interests in 23,167 suites in 181 communities.

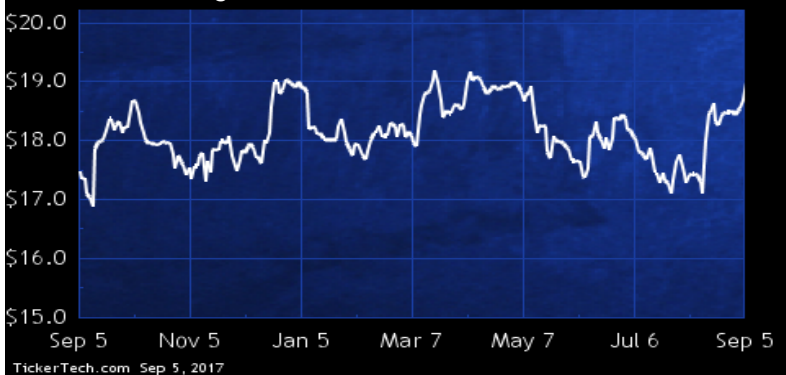
Industrial

DividendRank	Symbol	Dividend	Recent Yield*
#1	CHE.UN.CA	M 1.20	6.31%
#2	MX.CA	Q 1.20	1.87%
#3	FTT.CA	Q 0.76	2.66%
#4	CAE.CA	Q 0.36	1.76%
#5	MAL.CA	Q 0.26	1.40%
#6	AFN.CA	M 2.40	4.12%
#7	XTC.CA	Q 0.32	3.25%
#8	CWX.CA	Q 0.56	8.95%
#9	SIS.CA	Q 0.26	1.95%
#10	RCH.CA	Q 0.23	0.74%
#11	VLN.CA	Q 0.40	2.32%

*updated 13 hours, 39 minutes ago) Yield calculations vary and may not be reliable nor comparable. Not all publicly traded securities are ranked; data may be incorrect or out of date. Rankings are for informational purposes only and do not constitute investment advice. [Full disclaimer](#)

Spotlight On: CHE.UN.CA — 6.3% Yield

Chemtrade Logistics Income Fund



Chemtrade Logistics Income Fund is a limited purpose trust engaged in manufacturing and marketing a portfolio of industrial chemicals. The Fund operates in four business segments: Sulphur Products and Performance Chemicals, Pulp Chemicals, International and Corporate.

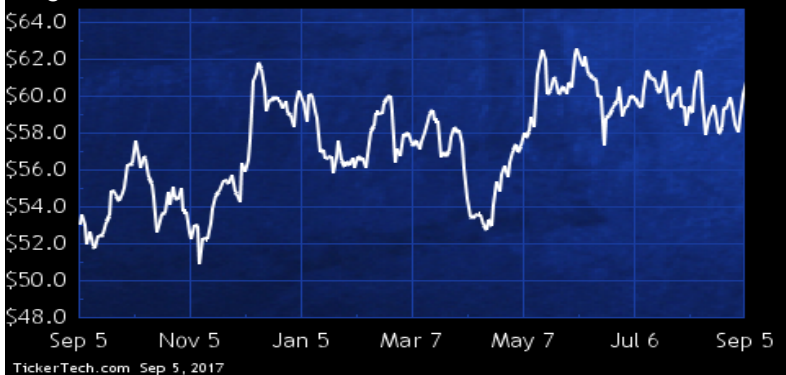
Manufacturing

DividendRank	Symbol	Dividend	Recent Yield*
#1	MG.CA	Q 1.10	1.81%
#2	ET.CA	Q 0.72	3.95%
#3	NFI.CA	Q 1.30	2.55%
#4	DII.B.CA	Q 1.20	4.18%
#5	MRE.CA	Q 0.12	1.10%
#6	LNR.CA	Q 0.48	0.69%
#7	GIL.CA	Q 0.37	0.95%
#8	WJX.CA	Q 1.00	5.19%
#9	DOO.CA	Q 0.32	0.79%
#10	VCM.CA	Q 0.22	2.23%
#11	CMI.CA	Q 0.05	4.90%

*updated 13 hours, 39 minutes ago) Yield calculations vary and may not be reliable nor comparable. Not all publicly traded securities are ranked; data may be incorrect or out of date. Rankings are for informational purposes only and do not constitute investment advice. [Full disclaimer](#)

Spotlight On: MG.CA — 1.8% Yield

Magna International Inc.



Magna is a global automotive supplier whose product capabilities include producing body, chassis, exterior, seating, powertrain, electronic, vision, closure and roof systems and modules, as well as vehicle engineering and contract manufacturing. Co.'s operations are segmented on a geographic basis. Co.'s segments consist of North America, Europe, Asia and Rest of World.

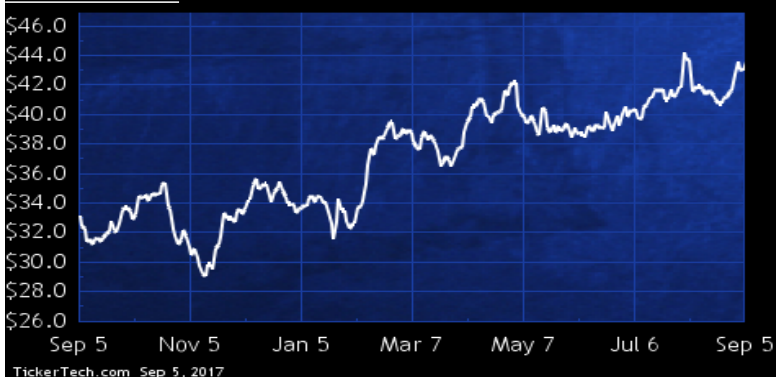
Materials

DividendRank	Symbol	Dividend	Recent	Yield*
#1	OSB.CA	Q 2.00		4.58%
#2	AGU.CA	Q 3.50		2.87%
#3	UFS.CA	Q 1.66		3.33%
#4	WEF.CA	Q 0.08		3.01%
#5	ADN.CA	Q 1.10		5.96%
#6	CAS.CA	Q 0.16		1.13%
#7	SXP.CA	Q 0.24		5.30%
#8	CFX.CA	Q 0.25		1.88%
#9	SJ.CA	Q 0.44		0.93%
#10	POT.CA	Q 0.40		1.85%
#11	HWD.CA	Q 0.29		1.44%
#12	WPK.CA	Q 0.12		0.24%
#13	BOS.CA	Q 0.28		2.30%
#14	KPT.CA	Q 0.72		4.91%
#15	WFT.CA	Q 0.28		0.44%

*(updated 13 hours, 39 minutes ago) Yield calculations vary and may not be reliable nor comparable. Not all publicly traded securities are ranked; data may be incorrect or out of date. Rankings are for informational purposes only and do not constitute investment advice. [Full disclaimer](#)

Spotlight On: OSB.CA — 4.6% Yield

Norbord Inc



Norbord is a producer of wood-based panel. In North America, Co. manufactures oriented strand board (OSB) for construction and industrial use. Co.'s European mills manufacture a range of OSB, medium density fibreboard and particleboard products for the construction, furniture and do-it-yourself markets.

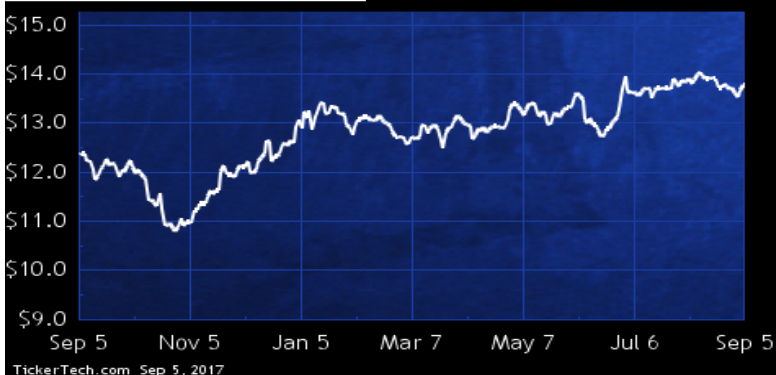
Media

DividendRank	Symbol	Dividend	Recent	Yield*
#1	CJR.B.CA	M 1.14		8.27%
#2	TCL.A.CA	Q 0.80		3.31%
#3	CCA.CA	Q 1.72		1.84%
#4	TRI.CA	Q 1.38		2.45%
#5	CGO.CA	Q 1.36		1.65%
#6	NCC.A.CA	S 0.50		3.98%
#7	RAY.A.CA	Q 0.20		2.25%
#8	QBR.B.CA	Q 0.22		0.46%
#9	TS.B.CA	Q 0.10		7.41%
#10	SAT.CA	Q 0.04		5.33%

*(updated 13 hours, 39 minutes ago) Yield calculations vary and may not be reliable nor comparable. Not all publicly traded securities are ranked; data may be incorrect or out of date. Rankings are for informational purposes only and do not constitute investment advice. [Full disclaimer](#)

Spotlight On: CJR.B.CA — 8.3% Yield

Corus Entertainment Inc



Corus Entertainment operates through two operating segments. The Television segment is comprised of specialty television networks, pay television services, three television stations and the Corus content business, which consists of the production and distribution of films and television programs, merchandise licensing, publishing and animation software. The Radio segment is comprised of 39 radio stations, situated primarily in urban centers in English Canada, with a focus on the area of Southern Ontario. Co.'s multimedia entertainment brands include: ABC Spark; Cartoon Network (Canada); Disney Channel (Canada), Nickelodeon (Canada); and OWN: Oprah Winfrey Network (Canada).

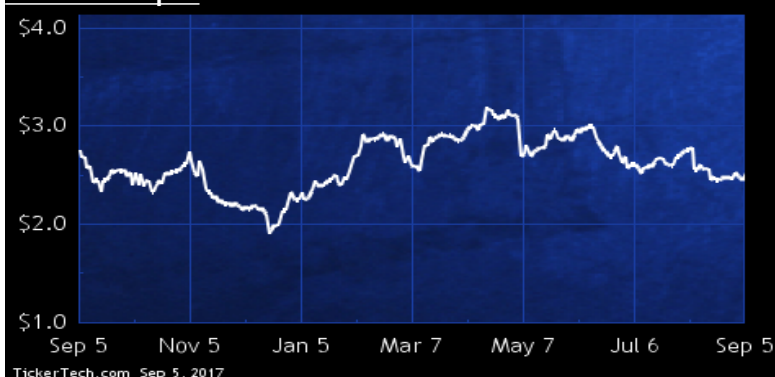
Metals & Mining

DividendRank	Symbol	Dividend	Recent Yield*
#1	CEE.CA	S 0.18	7.14%
#2	LIF.CA	Q 1.00	5.00%
#3	RUS.CA	Q 1.52	5.73%
#4	CCO.CA	Q 0.40	3.23%
#5	THO.CA	M 0.24	4.04%
#6	PSK.CA	M 0.75	2.57%
#7	WPM.CA	Q 0.40	1.55%
#8	DDC.CA	S 0.40	2.28%
#9	OR.CA	Q 0.20	1.18%
#10	ABX.CA	Q 0.12	0.54%
#11	LUN.CA	Q 0.12	1.24%
#12	APY.CA	Q 0.16	8.00%
#13	LUC.CA	Q 0.10	3.70%
#14	FNV.CA	Q 0.92	0.91%
#15	ELD.CA	S 0.04	1.56%

*(updated 13 hours, 39 minutes ago) Yield calculations vary and may not be reliable nor comparable. Not all publicly traded securities are ranked; data may be incorrect or out of date. Rankings are for informational purposes only and do not constitute investment advice. [Full disclaimer](#)

Spotlight On: CEE.CA — 7.1% Yield

Centamin plc



Centamin is a mineral exploration, development and mining company. Co. is engaged in the business of exploration and mining of precious metals in the Sukari Gold Mine located in the Eastern Desert of Egypt.

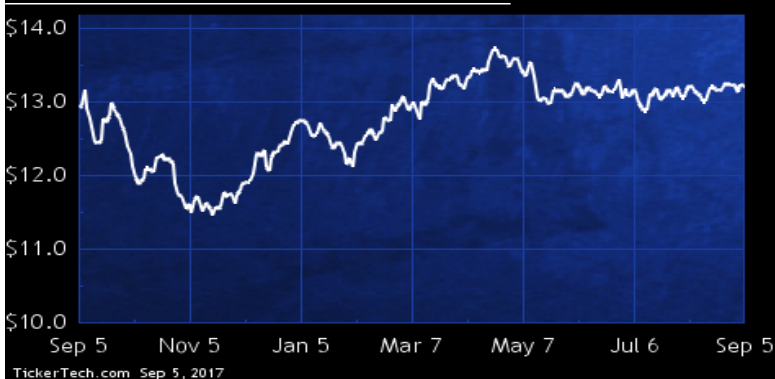
Real Estate

DividendRank	Symbol	Dividend	Recent Yield*
#1	AX.UN.CA	M 1.08	8.18%
#2	HR.UN.CA	M 1.38	6.41%
#3	FCR.CA	Q 0.86	4.26%
#4	SRU.UN.CA	M 1.70	5.64%
#5	AP.UN.CA	M 1.53	3.96%
#6	DRG.UN.CA	M 0.80	7.12%
#7	REF.UN.CA	M 1.87	4.07%
#8	CUF.UN.CA	M 1.14	8.38%
#9	CAR.UN.CA	M 1.28	3.74%
#10	REI.UN.CA	M 1.41	5.93%
#11	BEI.UN.CA	M 2.25	5.62%
#12	NWH.UN.CA	M 0.80	7.28%
#13	AAR.UN.CA	M 0.31	4.72%
#14	CRT.UN.CA	M 0.70	5.00%
#15	INO.UN.CA	M 0.82	8.12%

*(updated 13 hours, 39 minutes ago) Yield calculations vary and may not be reliable nor comparable. Not all publicly traded securities are ranked; data may be incorrect or out of date. Rankings are for informational purposes only and do not constitute investment advice. [Full disclaimer](#)

Spotlight On: AX.UN.CA — 8.2% Yield

Artis Real Estate Investment Trust



Artis Real Estate Investment Trust is an open-end real estate investment trust. The purpose of Co. is directly, or indirectly, own, manage, lease and (where appropriate) develop retail, industrial and office properties in Canada and the United States. Co.'s investment objective is to acquire and maintain a growing portfolio of properties with stable cash distributions. Co.'s primary objective is to maximize total returns to its unitholders. Returns include a stable, reliable and tax efficient monthly cash distribution as well as long-term appreciation in the value of Co.'s units.

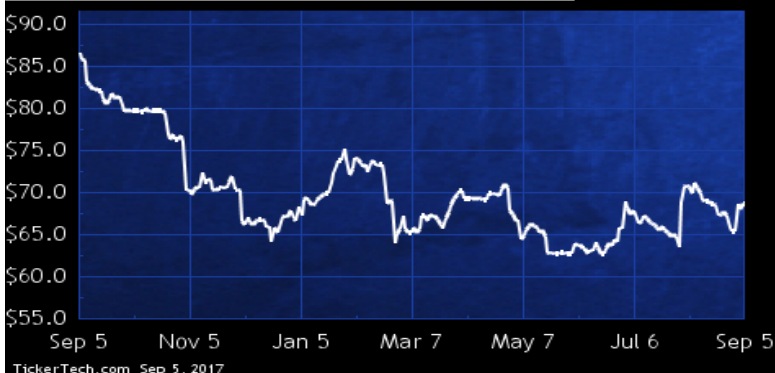
Technology

DividendRank	Symbol	Dividend	Recent Yield*
#1	MDA.CA	Q 1.48	2.16%
#2	ENH.CA	Q 0.64	1.25%
#3	CMG.CA	Q 0.40	4.45%
#4	OTEX.CA	Q 0.53	1.32%
#5	PTG.CA	Q 0.16	6.67%
#6	TCS.CA	Q 0.18	1.35%
#7	MDF.CA	Q 0.40	2.98%
#8	QTRH.CA	Q 0.05	3.07%
#9	SVC.CA	Q 0.08	1.83%
#10	HPS.A.CA	Q 0.24	3.00%
#11	PUR.CA	Q 0.12	2.23%

*(updated 13 hours, 39 minutes ago) Yield calculations vary and may not be reliable nor comparable. Not all publicly traded securities are ranked; data may be incorrect or out of date. Rankings are for informational purposes only and do not constitute investment advice. [Full disclaimer](#)

Spotlight On: MDA.CA – 2.2% Yield

MacDonald Dettwiler & Associates Ltd.



MacDonald, Dettwiler and Associates is engaged in the provision of information solutions that capture and process large amounts of data, produce essential information, and improve the decision making and operational performance of business and government organizations worldwide. Co.'s business is focused on information solutions for market sectors which offer repeat business potential, principally the surveillance and intelligence sector and the communication sector. In addition, Co. conducts a broad range of customer funded advanced technology development for various other market sectors.

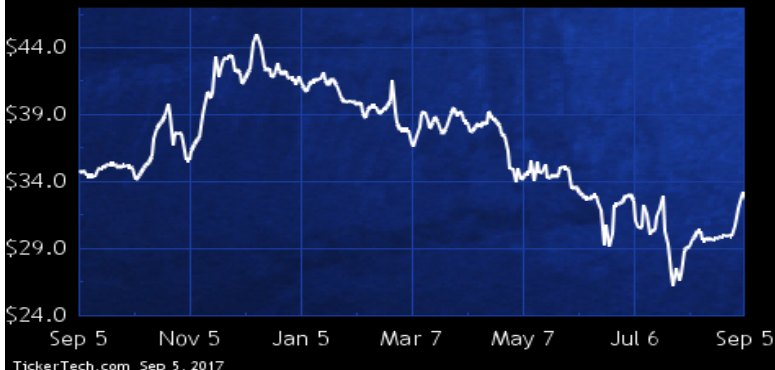
Transportation

DividendRank	Symbol	Dividend	Recent Yield*
#1	EIF.CA	M 2.10	6.45%
#2	CP.CA	Q 2.25	1.17%
#3	CNR.CA	Q 1.65	1.65%
#4	TFII.CA	Q 0.76	2.48%
#5	WTE.CA	Q 0.64	2.52%
#6	CHR.CA	M 0.48	5.83%
#7	WJA.CA	Q 0.56	2.13%
#8	CJT.CA	Q 0.77	1.58%
#9	STB.CA	M 0.44	5.84%
#10	ALC.CA	Q 0.32	2.72%
#11	LGT.B.CA	Q 0.36	0.97%

*(updated 13 hours, 39 minutes ago) Yield calculations vary and may not be reliable nor comparable. Not all publicly traded securities are ranked; data may be incorrect or out of date. Rankings are for informational purposes only and do not constitute investment advice. [Full disclaimer](#)

Spotlight On: EIF.CA – 6.5% Yield

Exchange Income Corp



Exchange Income, through its subsidiaries, is engaged in providing products and services in two business segments: Aviation and Manufacturing. Co.'s Aviation segment provides airline services to communities in Manitoba, Ontario and Nunavut and also provides aircraft and engine aftermarket parts to regional airline operators around the world. The Aviation segment also includes the operations of Co.'s subsidiary, Provincial Aerospace Ltd., which provides airline services in eastern Canada. Co.'s Manufacturing segment consists of specialty metal manufacturers in markets throughout Canada and the U.S.

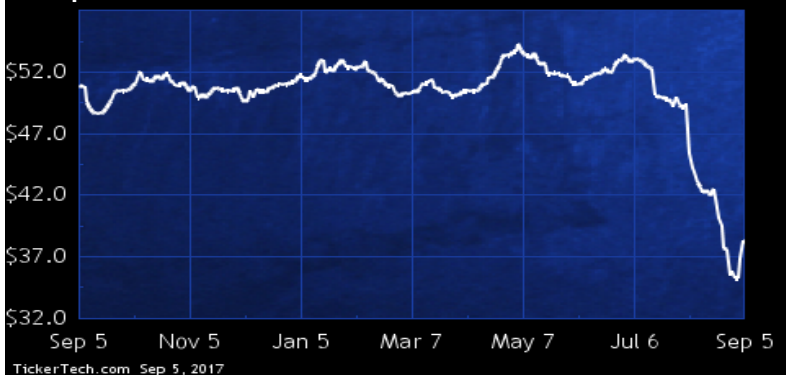
Travel & Entertainment

DividendRank	Symbol	Dividend	Recent Yield*
#1	CGX.CA	M 1.68	4.41%
#2	BPF.UN.CA	M 1.38	6.47%
#3	PZA.CA	M 0.86	5.25%
#4	SRV.UN.CA	M 1.14	7.73%
#5	KEG.UN.CA	M 1.10	5.42%
#6	AW.UN.CA	M 1.60	4.73%
#7	QSR.CA	Q 0.80	1.05%
#8	GH.CA	M 0.69	7.15%
#9	IRG.CA	Q 0.09	2.43%
#10	DIV.CA	M 0.22	8.27%
#11	CARA.CA	Q 0.41	1.84%
#12	PBL.CA	Q 0.12	0.85%
#13	MTY.CA	Q 0.46	0.97%
#14	HLC.CA	Q 0.14	2.47%

*(updated 13 hours, 39 minutes ago) Yield calculations vary and may not be reliable nor comparable. Not all publicly traded securities are ranked; data may be incorrect or out of date. Rankings are for informational purposes only and do not constitute investment advice. [Full disclaimer](#)

Spotlight On: CGX.CA — 4.4% Yield

Cineplex Inc.



Cineplex is an entertainment company engaged in the business of film entertainment and content (including theatrical exhibition, food services, alternative programming, and the online sale of entertainment content), media (including Cineplex Media and Cineplex Digital Media), and amusement gaming and leisure (including Cineplex Starburst Inc., The Rec Room and World Gaming Network Limited Partnership). Co. owned, leased or had a joint venture interest in 162 theatres with 1,655 screens. Co. operates theatres under the following theatre brands, among others: Cineplex Odeon, SilverCity, Galaxy Cinemas, Scotiabank Theatres, Cineplex Cinemas and Cineplex VIP Cinemas.

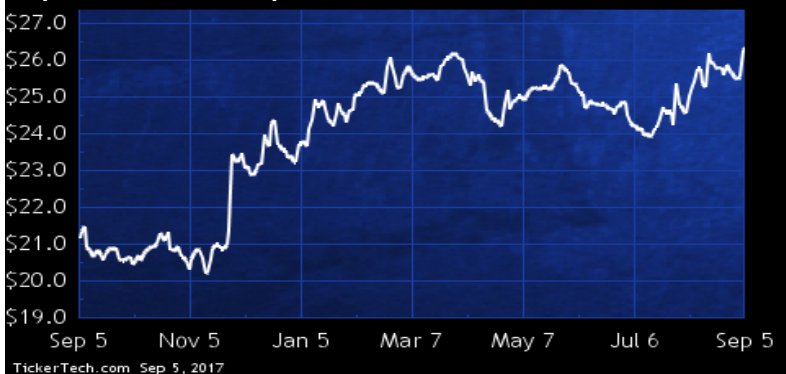
Utilities

DividendRank	Symbol	Dividend	Recent Yield*
#1	CPX.CA	Q 1.67	6.34%
#2	T.CA	Q 1.97	4.38%
#3	BCE.CA	Q 2.87	4.86%
#4	RNW.CA	M 0.94	6.59%
#5	CU.CA	Q 1.43	3.65%
#6	EMA.CA	Q 2.09	4.38%
#7	AQN.CA	Q 0.47	3.49%
#8	FTS.CA	Q 1.60	3.51%
#9	VNR.CA	Q 1.16	5.09%
#10	H.CA	Q 0.88	3.81%
#11	ACO.X.CA	Q 1.31	2.86%
#12	SPB.CA	M 0.72	6.03%
#13	INE.CA	Q 0.66	4.50%
#14	NPI.CA	M 1.08	4.53%
#15	BLX.CA	Q 0.60	2.79%

*(updated 13 hours, 39 minutes ago) Yield calculations vary and may not be reliable nor comparable. Not all publicly traded securities are ranked; data may be incorrect or out of date. Rankings are for informational purposes only and do not constitute investment advice. [Full disclaimer](#)

Spotlight On: CPX.CA — 6.3% Yield

Capital Power Corp



Capital Power is engaged in the building, owning and operating of power plants and managing its related electricity and natural gas portfolios by undertaking trading and marketing activities within Canada and the United States.



Canada Stock Channel

"Educating U.S. Investors About Canadian Stocks"