

September, 2022 – *DividendRank* Report

<http://www.canadastockchannel.com/>

History has shown that the bulk of the stock market's returns are delivered by dividends. Only consistently profitable companies can afford to keep paying dividends, so profitability is of critical importance. And investors shouldn't pay too expensive a price to buy a stock, even if the company itself is strong. So therefore, dividend investors should be most interested in researching the strongest most profitable companies, that also happen to be trading at an attractive valuation.

Each month, Canada Stock Channel screens through our coverage universe of dividend paying Canadian stocks, to look at a variety of data – dividend history & yield, book value, quarterly earnings – and compare it to the stock's trading data to come up with certain calculations about profitability and about the stock's valuation (whether we think it looks "cheap" or "expensive"). Our proprietary *DividendRank* formula ranks stocks within the following 18 sectors/categories, to identify the top most "interesting" ideas that merit further research.

Business Services & Equipment

Construction

Consumer Goods

Consumer Services

Energy

ETFs & CEFs

Financial

Healthcare

Industrial

Manufacturing

Materials

Media

Metals & Mining

Real Estate

Technology

Transportation

Travel & Entertainment

Utilities

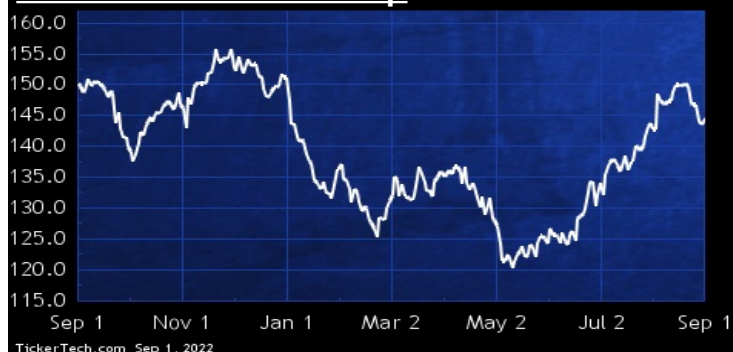
BUSINESS SERVICES & EQUIPMENT

DividendRank	Symbol	Dividend	Recent Yield*
#1	TRI.CA	Q 2.30	1.59%
#2	RBA.CA	Q 1.08	1.19%
#3	STN.CA	Q 0.72	1.16%
#4	DXT.CA	Q 0.35	5.88%
#5	LWRK.CA	M 0.78	2.44%
#6	WJX.CA	Q 1.00	4.71%
#7	KBL.CA	M 1.20	3.93%
#8	BDI.CA	Q 0.06	1.47%
#9	CGY.CA	Q 1.12	1.86%
#10	BYD.CA	Q 0.58	0.32%

* (updated 7 hours, 16 minutes ago) Yield calculations vary and may not be reliable nor comparable. Not all publicly traded securities are ranked; data may be incorrect or out of date. Rankings are for informational purposes only and do not constitute investment advice. [Full disclaimer](#)

SPOTLIGHT ON: TRI.CA – 1.6% YIELD

Thomson Reuters Corp



Thomson Reuters is a holding company. Through its subsidiaries, Co. provides business information services. Co.'s segments include: Legal Professionals, which serves law firms and governments with research and workflow products; Corporates, which serves corporate customers with its technology solutions for in-house legal, tax, regulatory, compliance and IT personnel; Tax and Accounting Professionals, which serves tax, accounting and audit personnel in accounting firms with research and workflow products; Reuters News, which provides news, insight and analysis; and Global Print, which provides information in print format to legal and tax personnel, government, law schools and corporations.

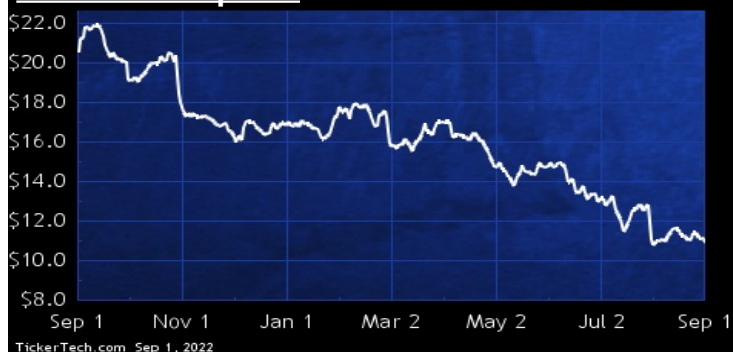
CONSTRUCTION

DividendRank	Symbol	Dividend	Recent Yield*
#1	ARE.CA	Q 0.74	6.80%
#2	TIH.CA	Q 1.56	1.53%
#3	BDGI.CA	Q 0.66	2.13%
#4	BDT.CA	M 0.39	5.88%
#5	WSP.CA	Q 1.50	0.96%
#6	NFI.CA	Q 0.21	1.61%
#7	SNC.CA	Q 0.08	0.31%

* (updated 7 hours, 16 minutes ago) Yield calculations vary and may not be reliable nor comparable. Not all publicly traded securities are ranked; data may be incorrect or out of date. Rankings are for informational purposes only and do not constitute investment advice. [Full disclaimer](#)

SPOTLIGHT ON: ARE.CA – 6.8% YIELD

Aecon Group Inc



Aecon Group is a construction and infrastructure development company. Co. has two segments: Construction, which includes various aspects of the construction of both public and private infrastructure, mainly in Canada, and on a selected basis, internationally and focuses on civil infrastructure, urban transportation systems, nuclear power infrastructure, utility infrastructure, and industrial infrastructure; and Concessions, which includes the development, financing, build and operation of construction projects by way of public-private partnership contract structures, as well as integrating the services of various project participants and harnessing the strengths and capabilities of Co.

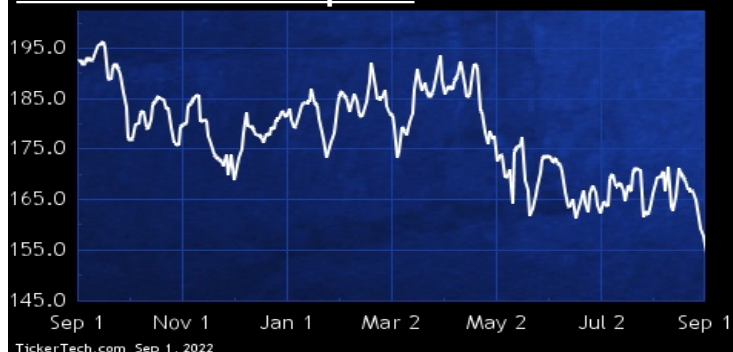
CONSUMER GOODS

DividendRank	Symbol	Dividend	Recent Yield*
#1	CTC.A.CA	Q 6.50	4.21%
#2	LNF.CA	Q 0.64	3.65%
#3	NWC.CA	Q 1.48	4.35%
#4	QSP.UN.CA	Q 2.16	2.79%
#5	PBH.CA	Q 2.80	2.87%
#6	WN.CA	Q 2.64	1.76%
#7	L.CA	Q 1.62	1.40%
#8	MFL.CA	Q 0.80	3.45%
#9	GDL.CA	S 0.80	7.55%
#10	CTC.CA	Q 6.50	2.36%
#11	ZZZ.CA	Q 0.86	3.25%
#12	TPX.B.CA	Q 1.96	2.90%
#13	SAP.CA	Q 0.72	2.16%
#14	ADW.A.CA	Q 0.25	4.39%
#15	MRU.CA	Q 1.10	1.59%

* (updated 7 hours, 16 minutes ago) Yield calculations vary and may not be reliable nor comparable. Not all publicly traded securities are ranked; data may be incorrect or out of date. Rankings are for informational purposes only and do not constitute investment advice. [Full disclaimer](#)

SPOTLIGHT ON: CTC.A.CA – 4.2% YIELD

Canadian Tire Corp Ltd



Canadian Tire operates through three segments: Retail, Financial Services, and CT REIT. The Retail segment includes Canadian Tire, SportChek, Mark's, PartSource, Petroleum, Helly Hansen and Party City. It also includes the Consumer Brands division which supports the retail banners in the development and acquisition of owned brands and products. The Financial Services segment provides financial and other products and services, including Triangle-branded consumer credit cards, in-store financing, insurance products, and retail and broker deposits. The CT REIT segment comprises CT REIT which owns, develops and leases income-producing real estate properties across Canada.

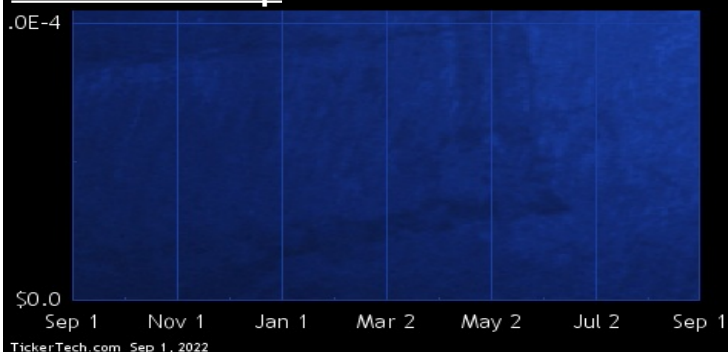
CONSUMER SERVICES

DividendRank	Symbol	Dividend	Recent Yield*
#1	PLC.CA	Q 0.46	1.60%

* (updated 7 hours, 16 minutes ago) Yield calculations vary and may not be reliable nor comparable. Not all publicly traded securities are ranked; data may be incorrect or out of date. Rankings are for informational purposes only and do not constitute investment advice. [Full disclaimer](#)

SPOTLIGHT ON: PLC.CA – 1.6% YIELD

Park Lawn Corp



Park Lawn is an unincorporated open-ended limited purpose trust company. Co., through its subsidiaries, Park Lawn Limited Partnership and Park Lawn Management Services Inc., owns and operates six cemeteries in the Greater Toronto Area. These cemeteries are: Park Lawn Cemetery, Riverside Cemetery & Crematorium, Sanctuary Park Cemetery, Westminster Cemetery, Crematorium & Mausoleum, Forest Lawn Crematorium & Mausoleum, and Hillcrest Cemetery. The cemeteries and crematoria offer products and services associated with cremation, burial rights and services. Co., through its subsidiary, Bloorpark Developments Inc., also develops the Kingsway Condominium project on Bloor Street West.

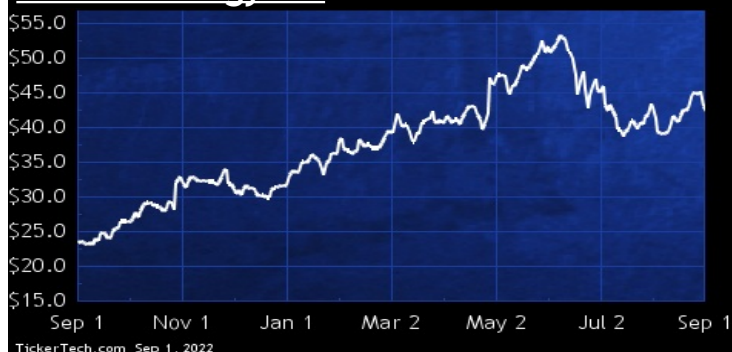
ENERGY

DividendRank	Symbol	Dividend	Recent Yield*
#1	SU.CA	Q 1.88	4.42%
#2	CPG.CA	Q 0.32	3.21%
#3	TRP.CA	Q 3.60	5.69%
#4	ENB.CA	Q 3.44	6.35%
#5	WCP.CA	M 0.44	4.60%
#6	IMO.CA	Q 1.36	2.11%
#7	GEI.CA	Q 1.48	5.97%
#8	FRU.CA	M 1.08	7.53%
#9	PPL.CA	M 2.52	5.43%
#10	POU.CA	M 1.20	4.01%
#11	PEY.CA	M 0.60	4.90%
#12	KEY.CA	M 1.92	5.93%
#13	CVE.CA	Q 0.42	1.70%
#14	TOU.CA	Q 0.90	1.16%
#15	PSK.CA	Q 0.48	2.68%

* (updated 7 hours, 16 minutes ago) Yield calculations vary and may not be reliable nor comparable. Not all publicly traded securities are ranked; data may be incorrect or out of date. Rankings are for informational purposes only and do not constitute investment advice. [Full disclaimer](#)

SPOTLIGHT ON: SU.CA — 4.4% YIELD

Suncor Energy Inc



Suncor Energy is an energy company. Co.'s operations include oil sands development, production and upgrading; offshore oil and gas; petroleum refining in Canada and the U.S.; and Co.'s Petro-Canada retail and wholesale distribution networks (including Canada's Electric Highway™, a coast-to-coast network of fast-charging electric vehicle stations). Co. also conducts energy trading activities focused principally on the marketing and trading of crude oil, natural gas, byproducts, refined products and power. Co. has classified its operations into the following segments: Oil Sands, Exploration and Production, Refining and Marketing, and Corporate and Eliminations.

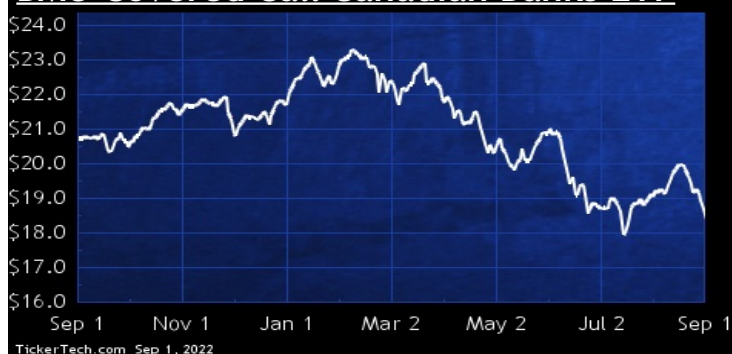
ETFs & CEFS

DividendRank	Symbol	Dividend	Recent Yield*
#1	ZWB.CA	M 1.32	7.18%
#2	EIT.UN.CA	M 1.20	9.41%
#3	ZPR.CA	M 0.54	5.26%
#4	ZIC.CA	M 0.66	3.94%
#5	TXF.CA	Q 1.78	11.69%
#6	HPR.CA	M 0.44	5.24%
#7	ZAG.CA	M 0.48	3.52%
#8	ZWE.CA	M 1.32	7.48%
#9	ZWH.CA	M 1.32	6.34%
#10	XDV.CA	M 1.20	4.41%
#11	ZEA.CA	Q 0.52	2.98%
#12	ZCN.CA	Q 0.84	3.22%
#13	ZWA.CA	M 1.56	6.65%
#14	ZMU.CA	M 0.54	4.22%
#15	XFI.CA	Q 1.73	8.64%

* (updated 7 hours, 16 minutes ago) Yield calculations vary and may not be reliable nor comparable. Not all publicly traded securities are ranked; data may be incorrect or out of date. Rankings are for informational purposes only and do not constitute investment advice. [Full disclaimer](#)

SPOTLIGHT ON: ZWB.CA — 7.2% YIELD

BMO Covered Call Canadian Banks ETF



BMO Covered Call Canadian Banks is an exchange-traded fund established as an open-ended trust. The Trust's objective is to provide exposure to the performance of a portfolio of Canadian banks and monthly distributions while mitigating downside risk.

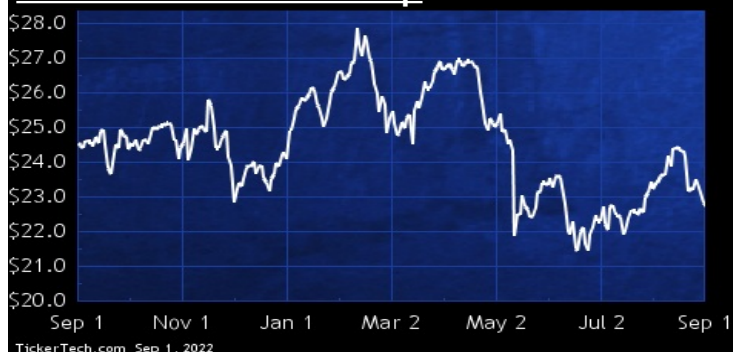
FINANCIAL

DividendRank	Symbol	Dividend	Recent Yield*
#1	MFC.CA	Q 1.32	5.81%
#2	ELF.CA	Q 10.00	1.05%
#3	CWB.CA	Q 1.24	5.06%
#4	POW.CA	Q 1.98	5.86%
#5	GWO.CA	Q 1.96	6.35%
#6	LB.CA	Q 1.80	5.00%
#7	NA.CA	Q 3.68	4.24%
#8	RY.CA	Q 5.12	4.19%
#9	BMO.CA	Q 5.56	4.59%
#10	TD.CA	Q 3.56	4.21%
#11	SLF.CA	Q 2.76	4.77%
#12	FN.CA	M 2.35	6.32%
#13	EQB.CA	Q 1.24	2.35%
#14	XEF.CA	S 1.10	3.84%
#15	IAG.CA	Q 2.70	3.83%

* (updated 7 hours, 16 minutes ago) Yield calculations vary and may not be reliable nor comparable. Not all publicly traded securities are ranked; data may be incorrect or out of date. Rankings are for informational purposes only and do not constitute investment advice. [Full disclaimer](#)

SPOTLIGHT ON: MFC.CA – 5.8% YIELD

Manulife Financial Corp



Manulife Financial is a holding company. Through its subsidiaries, Co. is a life insurance company. Co.'s four operating segments are: Asia, which includes a range of health, protection, savings, medical, term and whole life products; Canada, which provides life, health, disability and specialty products, such as mortgage creditor and travel insurance; U.S., which provides a range of life insurance products, insurance-based wealth accumulation products, and has an in-force long-term care insurance business and an in-force annuity business; and Global Wealth and Asset Management, which provides investment advice and solutions to retirement, retail and institutional clients.

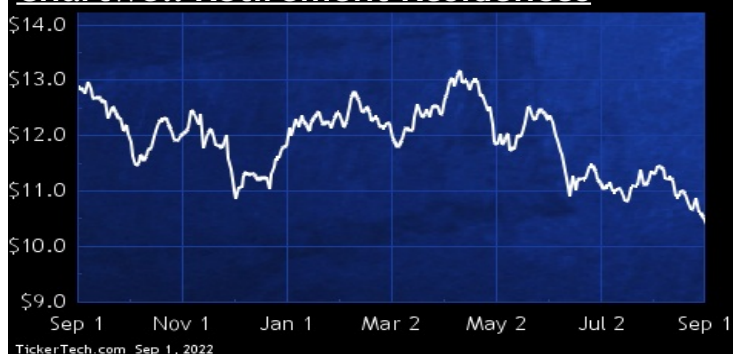
HEALTHCARE

DividendRank	Symbol	Dividend	Recent Yield*
#1	CSH.UN.CA	M 0.61	5.89%
#2	SIA.CA	M 0.94	7.02%
#3	EXE.CA	M 0.48	6.68%
#4	DR.CA	Q 0.32	3.20%
#5	HLS.CA	Q 0.20	1.78%

* (updated 7 hours, 16 minutes ago) Yield calculations vary and may not be reliable nor comparable. Not all publicly traded securities are ranked; data may be incorrect or out of date. Rankings are for informational purposes only and do not constitute investment advice. [Full disclaimer](#)

SPOTLIGHT ON: CSH.UN.CA – 5.9% YIELD

Chartwell Retirement Residences



Chartwell Retirement Residences is an open-ended real estate trust. Co. indirectly owns and operates a portfolio of seniors housing communities across the continuum of care, all of which are located in Canada. Co.'s portfolio includes: independent living apartments, which consists of apartments/townhouses/bungalows with kitchen, availability of dining, life enrichment and housekeeping services; independent supportive living-apartments, which consists of apartments/ townhouses/ bungalows with kitchen, with availability of dining, life enrichment, housekeeping, personal assistance and care services; as well as independent supportive living-suites.

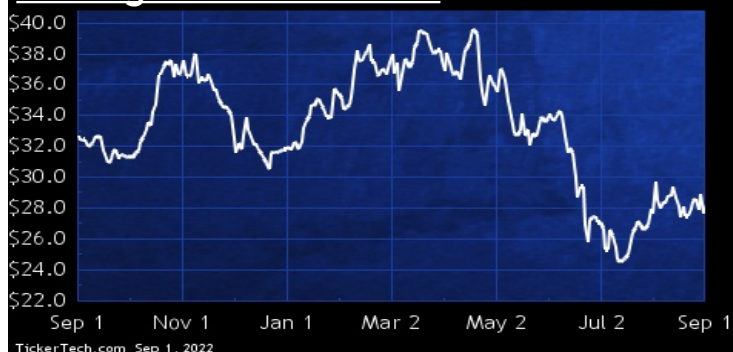
INDUSTRIAL

DividendRank	Symbol	Dividend	Recent Yield*
#1	FTT.CA	Q 0.94	3.34%
#2	MX.CA	Q 0.70	1.47%
#3	DBM.CA	Q 0.56	9.32%
#4	RCH.CA	Q 0.52	1.48%
#5	SIS.CA	M 0.50	3.60%
#6	CHE.UN.CA	M 0.60	7.04%
#7	MAL.CA	Q 0.20	2.69%
#8	NEO.CA	Q 0.40	2.76%
#9	VLN.CA	Q 0.12	1.70%
#10	AFN.CA	Q 0.60	1.53%

* (updated 7 hours, 16 minutes ago) Yield calculations vary and may not be reliable nor comparable. Not all publicly traded securities are ranked; data may be incorrect or out of date. Rankings are for informational purposes only and do not constitute investment advice. [Full disclaimer](#)

SPOTLIGHT ON: FTT.CA — 3.3% YIELD

Finning International Inc



Finning International is engaged in the selling of heavy equipment and power and energy systems, rental of equipment, and providing product support including sales of parts and servicing of equipment. Co.'s segments are: Canadian operations, which include dealership territories comprising British Columbia, Alberta, Saskatchewan, Yukon, the Northwest Territories, and portions of Nunavut and mobile on-site refuelling services in the Canada and in Texas, United States; South American operations, which include Chile, Argentina, and Bolivia; and United Kingdom and Ireland operations, which include England, Scotland, Wales, Northern Ireland, and the Republic of Ireland.

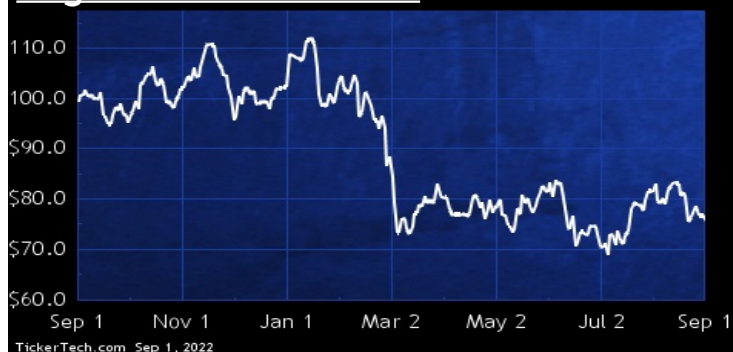
MANUFACTURING

DividendRank	Symbol	Dividend	Recent Yield*
#1	MG.CA	Q 2.30	3.03%
#2	LNR.CA	Q 0.80	1.29%
#3	GIL.CA	Q 0.87	2.25%
#4	ET.CA	Q 0.72	4.86%
#5	XTC.CA	Q 0.42	4.81%
#6	MRE.CA	Q 0.20	1.93%
#7	ABCT.CA	Q 0.15	2.63%
#8	CMI.CA	Q 0.05	2.79%
#9	VCM.CA	Q 0.22	1.22%

* (updated 7 hours, 16 minutes ago) Yield calculations vary and may not be reliable nor comparable. Not all publicly traded securities are ranked; data may be incorrect or out of date. Rankings are for informational purposes only and do not constitute investment advice. [Full disclaimer](#)

SPOTLIGHT ON: MG.CA — 3.0% YIELD

Magna International Inc



Magna International is an automotive supplier that has vehicle engineering and contract manufacturing capabilities, as well as product capabilities which include body, chassis, exterior, seating, powertrain, active driver assistance, electronics, mechatronics, mirrors, lighting and roof systems. Co. also has electronic and software capabilities across many of these areas. Co. is organized under four operating segments: Body Exteriors & Structures, Power & Vision, Seating Systems and Complete Vehicles

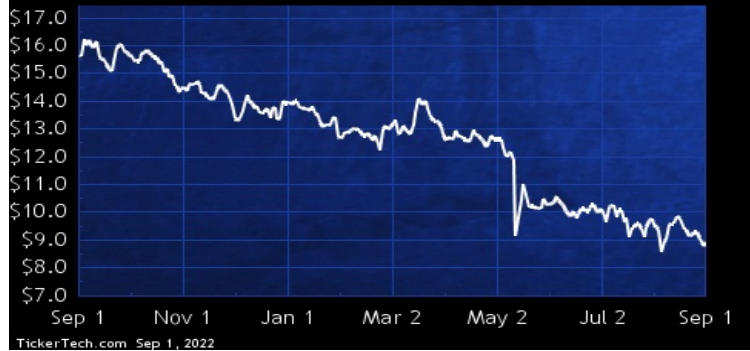
MATERIALS

DividendRank	Symbol	Dividend	Recent Yield*
#1	CAS.CA	Q 0.48	5.36%
#2	SJ.CA	Q 0.80	2.00%
#3	NTR.CA	Q 1.92	1.59%
#4	WEF.CA	Q 0.05	3.25%
#5	TCL.A.CA	Q 0.90	5.43%
#6	HDI.CA	Q 0.48	1.63%
#7	BOS.CA	Q 0.40	3.17%
#8	WFG.CA	Q 1.55	1.32%
#9	ADN.CA	Q 1.16	6.90%
#10	CCL.B.CA	Q 0.96	1.49%
#11	KPT.CA	Q 0.72	6.65%
#12	WPK.CA	Q 0.12	0.28%
#13	SXP.CA	Q 0.12	2.64%
#14	WBE.CA	Q 0.02	5.06%

* (updated 7 hours, 16 minutes ago) Yield calculations vary and may not be reliable nor comparable. Not all publicly traded securities are ranked; data may be incorrect or out of date. Rankings are for informational purposes only and do not constitute investment advice. [Full disclaimer](#)

SPOTLIGHT ON: CAS.CA — 5.4% YIELD

Cascades Inc



Cascades is a paper and packaging company that produces, converts and sells packaging and tissue products composed primarily of recycled fibres. Co. operates through four business segments: Containerboard; Boxboard Europe; and Specialty Products (which constitutes Co.'s Packaging Products); and Tissue Papers.

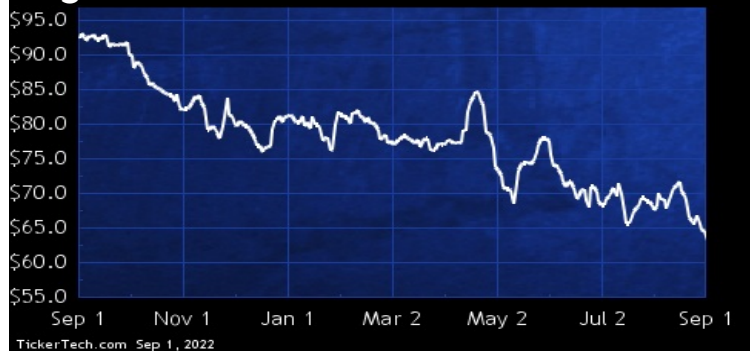
MEDIA

DividendRank	Symbol	Dividend	Recent Yield*
#1	CGO.CA	Q 2.50	3.96%
#2	CJR.B.CA	Q 0.24	6.49%
#3	QBR.B.CA	Q 1.20	4.23%
#4	RAY.A.CA	Q 0.30	5.44%
#5	Y.CA	Q 0.60	4.72%

* (updated 7 hours, 16 minutes ago) Yield calculations vary and may not be reliable nor comparable. Not all publicly traded securities are ranked; data may be incorrect or out of date. Rankings are for informational purposes only and do not constitute investment advice. [Full disclaimer](#)

SPOTLIGHT ON: CGO.CA — 4.0% YIELD

Cogeco Inc



Cogeco is a holding corporation which operates in the communications and media sectors. Co.'s Cogeco Communications Inc. subsidiary provides residential and business customers with Internet, video and telephony services through its two-way broadband fibre networks, operating in Quebec and Ontario, Canada, under the Cogeco Connexion name, and in the U.S. under the Atlantic Broadband brand in various states. Co.'s Cogeco Media Inc. subsidiary owns and operates radio stations with complementary radio formats and coverage serving a range of audiences mainly across the province of Quebec, as well as Cogeco News, a news agency.

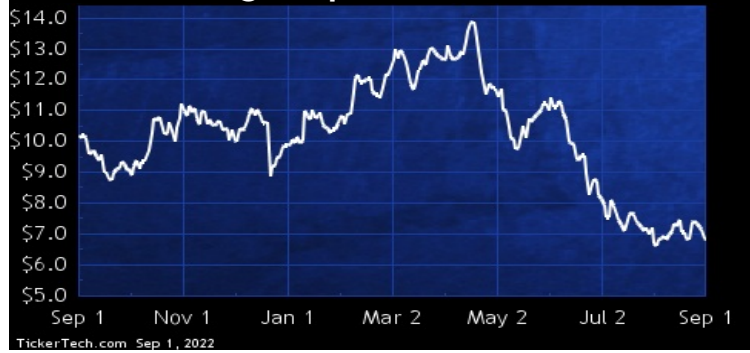
METALS & MINING

DividendRank	Symbol	Dividend	Recent Yield*
#1	LUN.CA	Q 0.36	5.27%
#2	CG.CA	Q 0.28	4.71%
#3	AEM.CA	Q 1.60	2.95%
#4	STLC.CA	Q 1.20	3.38%
#5	EDV.CA	S 0.80	3.13%
#6	PAAS.CA	Q 0.40	2.05%
#7	RUS.CA	Q 1.52	5.35%
#8	WPM.CA	Q 0.60	1.50%
#9	GCM.CA	M 0.18	5.50%
#10	LIF.CA	Q 3.60	12.33%
#11	FM.CA	S 0.32	1.38%
#12	DPM.CA	Q 0.16	2.68%
#13	K.CA	Q 0.16	3.60%
#14	BTO.CA	Q 0.16	3.97%
#15	FNV.CA	Q 1.28	0.81%

* (updated 7 hours, 16 minutes ago) Yield calculations vary and may not be reliable nor comparable. Not all publicly traded securities are ranked; data may be incorrect or out of date. Rankings are for informational purposes only and do not constitute investment advice. [Full disclaimer](#)

SPOTLIGHT ON: LUN.CA — 5.3% YIELD

Lundin Mining Corp



Lundin Mining is a Canadian base metals mining company. Co. operates in Brazil, Chile, Portugal, Sweden, and United States of America, primarily producing copper, zinc, gold and nickel.

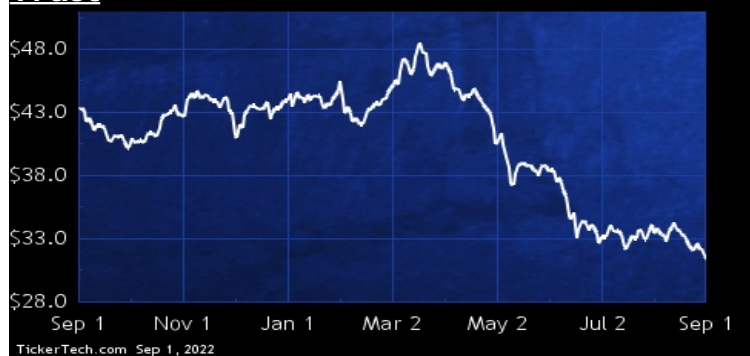
REAL ESTATE

DividendRank	Symbol	Dividend	Recent Yield*
#1	AP.UN.CA	M 1.75	5.58%
#2	SRU.UN.CA	M 1.85	6.61%
#3	AX.UN.CA	M 0.60	5.43%
#4	CAR.UN.CA	M 1.45	3.25%
#5	BEI.UN.CA	M 1.08	2.24%
#6	MRD.CA	Q 0.60	4.94%
#7	DRM.CA	Q 0.40	1.42%
#8	REI.UN.CA	M 1.02	5.07%
#9	KMP.UN.CA	M 0.70	4.15%
#10	SMU.UN.CA	M 0.58	3.15%
#11	FCR.UN.CA	M 0.43	2.86%
#12	DIR.UN.CA	M 0.70	5.74%
#13	CRT.UN.CA	M 0.87	5.38%
#14	HR.UN.CA	M 0.55	4.33%
#15	IIP.UN.CA	M 0.34	2.79%

* (updated 7 hours, 16 minutes ago) Yield calculations vary and may not be reliable nor comparable. Not all publicly traded securities are ranked; data may be incorrect or out of date. Rankings are for informational purposes only and do not constitute investment advice. [Full disclaimer](#)

SPOTLIGHT ON: AP.UN.CA — 5.6% YIELD

Allied Properties Real Estate Investment Trust



Allied Properties Real Estate Investment is an unincorporated closed-end real estate investment trust. Co. is the owner operator of distinctive urban workspace in Canada's major cities and network-dense urban data centres in Toronto that form Canada's hub for global connectivity. Co.'s business is providing knowledge-based organizations with distinctive urban environments for creativity and connectivity.

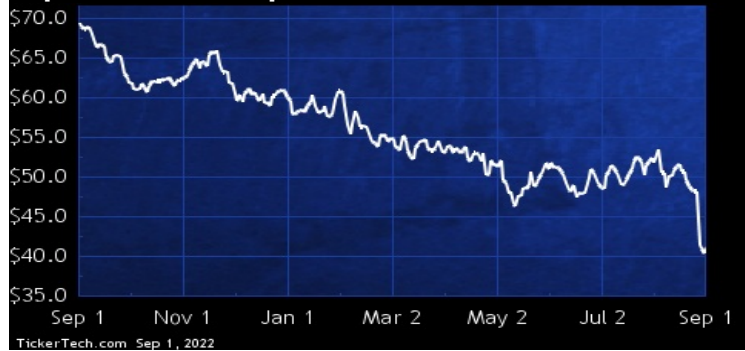
TECHNOLOGY

DividendRank	Symbol	Dividend	Recent Yield*
#1	OTEX.CA	Q 0.97	2.35%
#2	ONEX.CA	Q 0.40	0.62%
#3	CSU.CA	Q 4.00	0.20%
#4	ENGH.CA	Q 0.74	2.31%
#5	ABST.CA	Q 0.32	2.26%
#6	HMM.A.CA	S 0.06	1.45%
#7	HPS.A.CA	Q 0.40	2.27%
#8	SYZ.CA	Q 0.50	7.35%
#9	TCS.CA	Q 0.28	0.86%
#10	DND.CA	Q 0.07	0.51%
#11	CTO.CA	S 0.06	4.44%

* (updated 7 hours, 16 minutes ago) Yield calculations vary and may not be reliable nor comparable. Not all publicly traded securities are ranked; data may be incorrect or out of date. Rankings are for informational purposes only and do not constitute investment advice. [Full disclaimer](#)

SPOTLIGHT ON: OTEX.CA – 2.4% YIELD

Open Text Corp



Open Text is engaged in providing Information Management software solutions. Co.'s products are provided as software as a service, through off-cloud solutions, on the OpenText Cloud, on third-party public clouds or as a combination. Co.'s products and services include: Content Cloud, which connects content to the digital business to eliminate silos and provides secure and compliant remote access to both structured and unstructured data; Business Network Cloud, which provides a foundation for digital supply chains and secure e-commerce; and Security and Protection Cloud, which provides cybersecurity, data protection, digital forensic and endpoint security solutions.

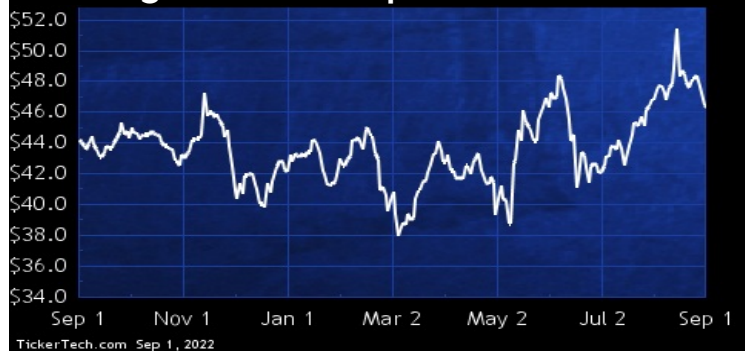
TRANSPORTATION

DividendRank	Symbol	Dividend	Recent Yield*
#1	EIF.CA	M 2.52	5.44%
#2	WTE.CA	Q 1.20	3.92%
#3	CNR.CA	Q 2.93	1.88%
#4	MTL.CA	M 0.72	5.12%
#5	TFIL.CA	Q 1.39	1.06%
#6	QTRH.CA	Q 0.05	2.65%
#7	ALC.CA	Q 0.68	4.02%
#8	CP.CA	Q 0.76	0.77%
#9	CJT.CA	Q 1.14	0.83%
#10	LGT.A.CA	Q 0.47	1.19%
#11	AND.CA	Q 0.24	0.46%

* (updated 7 hours, 16 minutes ago) Yield calculations vary and may not be reliable nor comparable. Not all publicly traded securities are ranked; data may be incorrect or out of date. Rankings are for informational purposes only and do not constitute investment advice. [Full disclaimer](#)

SPOTLIGHT ON: EIF.CA – 5.4% YIELD

Exchange Income Corp



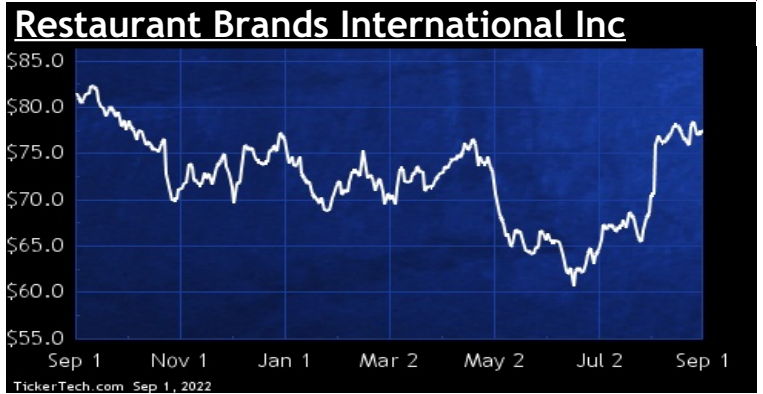
Exchange Income is engaged as a diversified, acquisition-oriented corporation focused on opportunities in the aerospace, aviation, and manufacturing sectors. Co. has two operating segments: Aerospace and Aviation and Manufacturing.

TRAVEL & ENTERTAINMENT

DividendRank	Symbol	Dividend	Recent Yield*
#1	QSR.CA	Q 2.16	2.79%
#2	BPF.UN.CA	M 1.20	7.56%
#3	KEG.UN.CA	M 1.14	7.03%
#4	PZA.CA	M 0.81	6.16%
#5	SRV.UN.CA	M 1.08	8.02%
#6	MTY.CA	Q 0.84	1.43%
#7	AW.UN.CA	M 1.86	5.20%
#8	TOY.CA	Q 0.24	0.52%
#9	GH.CA	M 0.36	4.39%
#10	PBL.CA	Q 0.16	0.83%

* (updated 7 hours, 16 minutes ago) Yield calculations vary and may not be reliable nor comparable. Not all publicly traded securities are ranked; data may be incorrect or out of date. Rankings are for informational purposes only and do not constitute investment advice. [Full disclaimer](#)

SPOTLIGHT ON: QSR.CA – 2.8% YIELD



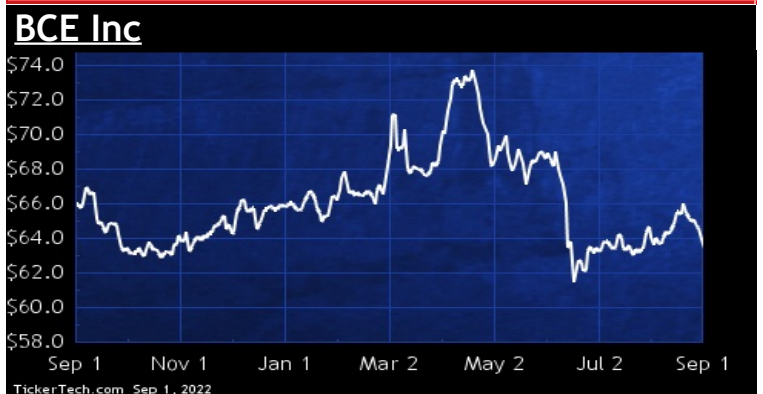
Restaurant Brands International is a holding company. Through its subsidiaries, Co. is engaged as a quick service restaurant company. Co.'s Tim Hortons®, Burger King® and Popeyes® brands have similar franchise business models with complementary daypart mixes and product platforms. Under the Tim Hortons brand, Co. operates in the donut/coffee/tea category of the quick service segment of the restaurant industry. Under the Burger King brand, Co. operates in the fast food hamburger restaurant category of the quick service segment of the restaurant industry. Under the Popeyes brand, Co. operates in the chicken category of the quick service segment of the restaurant industry.

UTILITIES

DividendRank	Symbol	Dividend	Recent Yield*
#1	BCE.CA	Q 3.68	5.81%
#2	CPX.CA	Q 2.32	4.55%
#3	CCA.CA	Q 2.82	3.51%
#4	AQN.CA	Q 0.92	5.13%
#5	T.CA	Q 1.35	4.58%
#6	FTS.CA	Q 2.14	3.69%
#7	CU.CA	Q 1.78	4.42%
#8	EMA.CA	Q 2.65	4.36%
#9	H.CA	Q 1.12	3.15%
#10	TPZ.CA	Q 1.12	5.42%
#11	RNW.CA	M 0.94	5.41%
#12	ALA.CA	Q 1.06	3.74%
#13	BEPC.CA	Q 1.28	2.54%
#14	ACO.X.CA	Q 1.85	3.97%
#15	INE.CA	Q 0.72	3.63%

* (updated 7 hours, 16 minutes ago) Yield calculations vary and may not be reliable nor comparable. Not all publicly traded securities are ranked; data may be incorrect or out of date. Rankings are for informational purposes only and do not constitute investment advice. [Full disclaimer](#)

SPOTLIGHT ON: BCE.CA – 5.8% YIELD



BCE is a telecommunications and media company providing wireless, wireline, Internet and television (TV) services to residential, business and wholesale customers. Co. reports in three segments: Bell Wireless, Bell Wireline and Bell Media. Bell Wireless provides wireless voice and data communications products. Bell Wireline provides data, including Internet access and Internet protocol television, local telephone, long distance, as well as other communications services and products. Bell Media provides conventional TV, other TV, pay TV, streaming services, digital media services, radio broadcasting services and out-of-home advertising services to customers nationally across Canada.



 **Canada Stock Channel**

"Educating U.S. Investors About Canadian Stocks"