

September, 2023 – *DividendRank* Report

<http://www.canadastockchannel.com/>

History has shown that the bulk of the stock market's returns are delivered by dividends. Only consistently profitable companies can afford to keep paying dividends, so profitability is of critical importance. And investors shouldn't pay too expensive a price to buy a stock, even if the company itself is strong. So therefore, dividend investors should be most interested in researching the strongest most profitable companies, that also happen to be trading at an attractive valuation.

Each month, Canada Stock Channel screens through our coverage universe of dividend paying Canadian stocks, to look at a variety of data – dividend history & yield, book value, quarterly earnings – and compare it to the stock's trading data to come up with certain calculations about profitability and about the stock's valuation (whether we think it looks "cheap" or "expensive"). Our proprietary *DividendRank* formula ranks stocks within the following 18 sectors/categories, to identify the top most "interesting" ideas that merit further research.

Business Services & Equipment

Construction

Consumer Goods

Consumer Services

Energy

ETFs & CEFs

Financial

Healthcare

Industrial

Manufacturing

Materials

Media

Metals & Mining

Real Estate

Technology

Transportation

Travel & Entertainment

Utilities

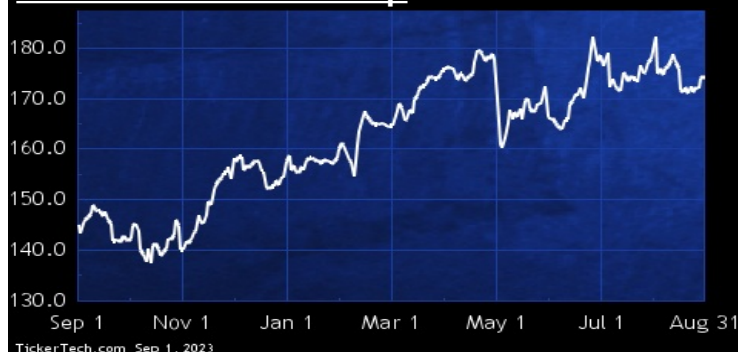
BUSINESS SERVICES & EQUIPMENT

DividendRank	Symbol	Dividend	Recent Yield*
#1	TRI.CA	Q 2.65	1.52%
#2	WJX.CA	Q 1.32	4.69%
#3	RBA.CA	Q 1.08	1.29%
#4	BBUC.CA	Q 0.25	1.05%
#5	DXT.CA	Q 0.35	6.10%
#6	KBL.CA	M 1.20	3.43%
#7	NVEI.CA	Q 0.40	1.64%
#8	BDI.CA	Q 0.08	1.28%
#9	WI.CA	A 0.01	1.32%
#10	CGY.CA	Q 1.12	2.12%

* (updated 7 hours, 16 minutes ago) Yield calculations vary and may not be reliable nor comparable. Not all publicly traded securities are ranked; data may be incorrect or out of date. Rankings are for informational purposes only and do not constitute investment advice. [Full disclaimer](#)

SPOTLIGHT ON: TRI.CA – 1.5% YIELD

Thomson Reuters Corp



Thomson Reuters is a holding company. Through its subsidiaries, Co. provides business information services. Co.'s segments include: Legal Professionals, which serves law firms and governments with research and workflow products; Corporates, which serves corporate customers with its technology solutions for in-house legal, tax, regulatory, compliance and IT personnel; Tax and Accounting Professionals, which serves tax, accounting and audit personnel in accounting firms with research and workflow products; Reuters News, which provides news, insight and analysis; and Global Print, which provides information in print format to legal and tax personnel, government, law schools and corporations.

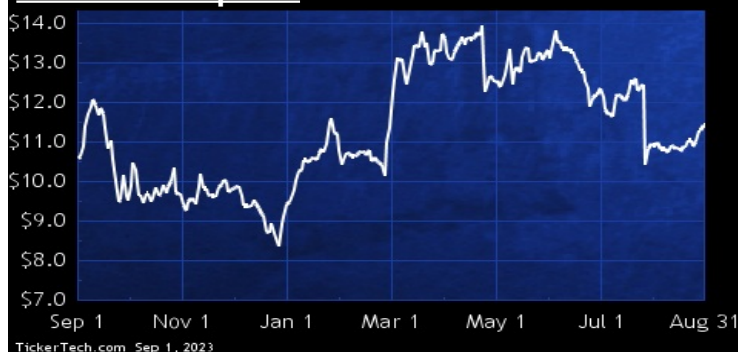
CONSTRUCTION

DividendRank	Symbol	Dividend	Recent Yield*
#1	ARE.CA	Q 0.74	6.47%
#2	TIH.CA	Q 1.72	1.55%
#3	BDGI.CA	Q 0.69	1.94%
#4	BDT.CA	M 0.43	3.93%
#5	STN.CA	Q 0.78	0.86%
#6	WSP.CA	Q 1.50	0.79%
#7	SNC.CA	Q 0.08	0.18%

* (updated 7 hours, 16 minutes ago) Yield calculations vary and may not be reliable nor comparable. Not all publicly traded securities are ranked; data may be incorrect or out of date. Rankings are for informational purposes only and do not constitute investment advice. [Full disclaimer](#)

SPOTLIGHT ON: ARE.CA – 6.5% YIELD

Aecon Group Inc



Aecon Group is a construction and infrastructure development company. Co. has two segments: Construction, which includes various aspects of the construction of both public and private infrastructure, mainly in Canada, and on a selected basis, internationally and focuses on civil infrastructure, urban transportation systems, nuclear power infrastructure, utility infrastructure, and industrial infrastructure; and Concessions, which includes the development, financing, build and operation of construction projects by way of public-private partnership contract structures, as well as integrating the services of various project participants and harnessing the strengths and capabilities of Co.

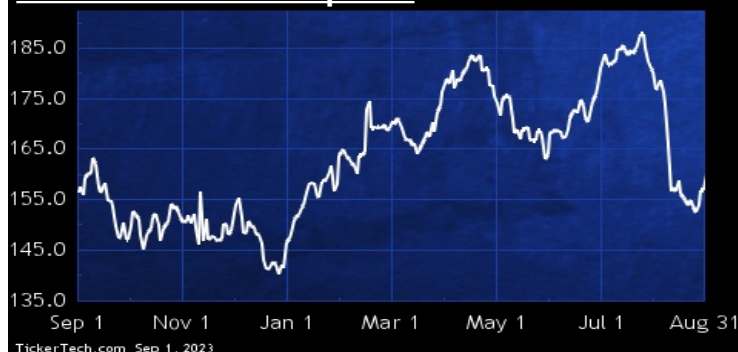
CONSUMER GOODS

DividendRank	Symbol	Dividend	Recent Yield*
#1	CTC.A.CA	Q 6.90	4.30%
#2	WN.CA	Q 2.85	1.90%
#3	NWC.CA	Q 1.52	4.98%
#4	PBH.CA	Q 3.08	2.96%
#5	L.CA	Q 1.78	1.52%
#6	MRU.CA	Q 1.21	1.74%
#7	MFI.CA	Q 0.84	2.89%
#8	GDL.CA	S 1.00	6.60%
#9	TPX.B.CA	Q 2.12	2.46%
#10	ZZZ.CA	Q 0.95	3.83%
#11	CTC.CA	Q 6.90	2.39%
#12	SAP.CA	Q 0.74	2.53%
#13	HLF.CA	Q 0.52	4.39%
#14	PRMW.CA	Q 0.43	2.11%
#15	EMP.A.CA	Q 0.73	2.07%

* (updated 7 hours, 16 minutes ago) Yield calculations vary and may not be reliable nor comparable. Not all publicly traded securities are ranked; data may be incorrect or out of date. Rankings are for informational purposes only and do not constitute investment advice. [Full disclaimer](#)

SPOTLIGHT ON: CTC.A.CA – 4.3% YIELD

Canadian Tire Corp Ltd



Canadian Tire operates through three segments: Retail, Financial Services, and CT REIT. The Retail segment includes Canadian Tire, SportChek, Mark's, PartSource, Petroleum, Helly Hansen and Party City. It also includes the Consumer Brands division which supports the retail banners in the development and acquisition of owned brands and products. The Financial Services segment provides financial and other products and services, including Triangle-branded consumer credit cards, in-store financing, insurance products, and retail and broker deposits. The CT REIT segment comprises CT REIT which owns, develops and leases income-producing real estate properties across Canada.

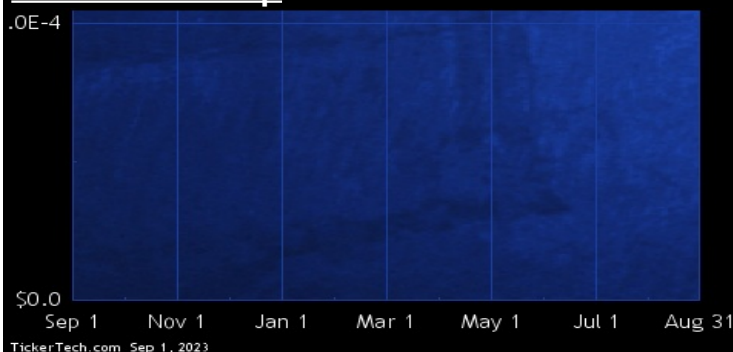
CONSUMER SERVICES

DividendRank	Symbol	Dividend	Recent Yield*
#1	PLC.CA	Q 0.46	2.04%

* (updated 7 hours, 16 minutes ago) Yield calculations vary and may not be reliable nor comparable. Not all publicly traded securities are ranked; data may be incorrect or out of date. Rankings are for informational purposes only and do not constitute investment advice. [Full disclaimer](#)

SPOTLIGHT ON: PLC.CA – 2.0% YIELD

Park Lawn Corp



Park Lawn is an unincorporated open-ended limited purpose trust company. Co., through its subsidiaries, Park Lawn Limited Partnership and Park Lawn Management Services Inc., owns and operates six cemeteries in the Greater Toronto Area. These cemeteries are: Park Lawn Cemetery, Riverside Cemetery & Crematorium, Sanctuary Park Cemetery, Westminster Cemetery, Crematorium & Mausoleum, Forest Lawn Crematorium & Mausoleum, and Hillcrest Cemetery. The cemeteries and crematoria offer products and services associated with cremation, burial rights and services. Co., through its subsidiary, Bloorpark Developments Inc., also develops the Kingsway Condominium project on Bloor Street West.

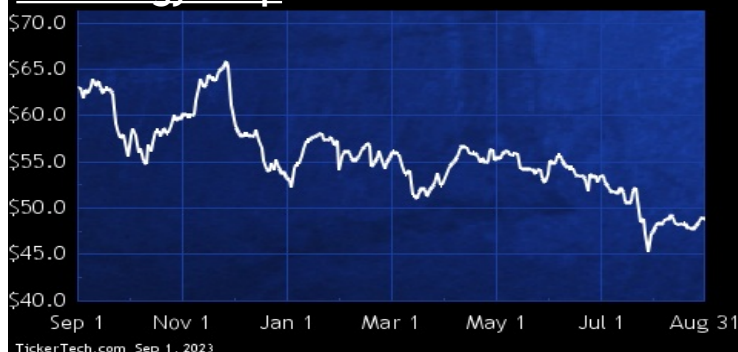
ENERGY

DividendRank	Symbol	Dividend	Recent Yield*
#1	TRP.CA	Q 3.72	7.62%
#2	CPG.CA	Q 0.40	3.60%
#3	BIR.CA	Q 0.80	9.58%
#4	SU.CA	Q 2.08	4.54%
#5	ENB.CA	Q 3.55	7.48%
#6	PEY.CA	M 1.32	10.52%
#7	PXT.CA	Q 1.50	5.87%
#8	VET.CA	Q 0.40	2.03%
#9	IMO.CA	Q 2.00	2.61%
#10	GEI.CA	Q 1.56	7.68%
#11	FRU.CA	M 1.08	7.51%
#12	POU.CA	M 1.50	4.79%
#13	ARX.CA	Q 0.68	3.30%
#14	PKI.CA	Q 1.36	3.80%
#15	TVE.CA	M 0.15	4.11%

* (updated 7 hours, 16 minutes ago) Yield calculations vary and may not be reliable nor comparable. Not all publicly traded securities are ranked; data may be incorrect or out of date. Rankings are for informational purposes only and do not constitute investment advice. [Full disclaimer](#)

SPOTLIGHT ON: TRP.CA – 7.6% YIELD

TC Energy Corp



TC Energy is an energy infrastructure company which operates in three main businesses: Natural Gas Pipelines, Liquids Pipelines and Power and Storage. Co. has five business segments: Canadian Natural Gas Pipelines, U.S. Natural Gas Pipelines, Mexico Natural Gas Pipelines, Liquids Pipelines and Power and Storage. Natural Gas Pipelines and Liquids Pipelines are principally comprised of Co.'s natural gas and liquids pipelines in Canada, the U.S. and Mexico, as well as its natural gas storage operations in the U.S. Power and Storage includes Co.'s power operations and its unregulated natural gas storage business in Canada.

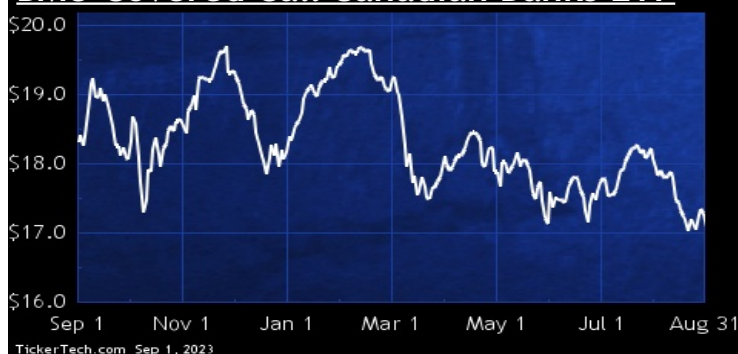
ETFs & CEFS

DividendRank	Symbol	Dividend	Recent Yield*
#1	ZWB.CA	M 1.32	7.73%
#2	EIT.UN.CA	M 1.20	9.25%
#3	ZPR.CA	M 0.54	6.36%
#4	PSA.CA	M 2.88	5.77%
#5	HPR.CA	M 0.43	6.08%
#6	XDV.CA	M 1.32	4.93%
#7	XRE.CA	M 0.74	4.66%
#8	ZWH.CA	M 1.20	5.44%
#9	VDY.CA	M 2.15	5.27%
#10	ZWA.CA	M 1.56	6.46%
#11	VCN.CA	Q 1.23	2.98%
#12	VAB.CA	M 0.75	3.40%
#13	XCB.CA	M 0.73	3.88%
#14	ZMU.CA	M 0.54	4.37%
#15	ZST.CA	M 2.28	4.69%

* (updated 7 hours, 16 minutes ago) Yield calculations vary and may not be reliable nor comparable. Not all publicly traded securities are ranked; data may be incorrect or out of date. Rankings are for informational purposes only and do not constitute investment advice. [Full disclaimer](#)

SPOTLIGHT ON: ZWB.CA – 7.7% YIELD

BMO Covered Call Canadian Banks ETF



BMO Covered Call Canadian Banks is an exchange-traded fund established as an open-ended trust. The Trust's objective is to provide exposure to the performance of a portfolio of Canadian banks and monthly distributions while mitigating downside risk.

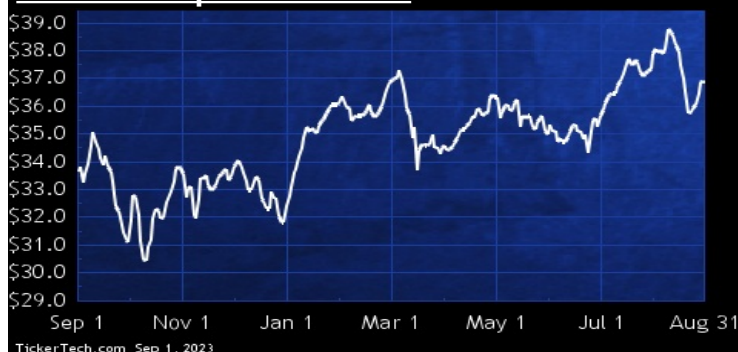
FINANCIAL

DividendRank	Symbol	Dividend	Recent Yield*
#1	POW.CA	Q 2.10	5.69%
#2	BMO.CA	Q 5.88	5.05%
#3	BNS.CA	Q 4.24	6.61%
#4	TD.CA	Q 3.84	4.66%
#5	LB.CA	Q 1.88	5.12%
#6	NA.CA	Q 4.08	4.33%
#7	RY.CA	Q 5.40	4.44%
#8	CWB.CA	Q 1.32	5.02%
#9	SLF.CA	Q 3.00	4.55%
#10	CM.CA	Q 3.48	6.50%
#11	MFC.CA	Q 1.46	5.84%
#12	IAG.CA	Q 3.06	3.61%
#13	XFN.CA	M 1.82	4.12%
#14	GSY.CA	Q 3.84	3.04%
#15	XIU.CA	Q 0.98	3.19%

* (updated 7 hours, 16 minutes ago) Yield calculations vary and may not be reliable nor comparable. Not all publicly traded securities are ranked; data may be incorrect or out of date. Rankings are for informational purposes only and do not constitute investment advice. [Full disclaimer](#)

SPOTLIGHT ON: POW.CA — 5.7% YIELD

Power Corp. of Canada



Power is an international management and holding company. Through its subsidiaries, Co. is engaged in insurance, retirement, wealth management and investment businesses, including a portfolio of alternative asset investment platforms. Co. holds controlling interests, through its subsidiary, Power Financial Corporation, in Great-West Lifeco Inc. (Lifeco) and IGM Financial Inc. (IGM). Lifeco is an international financial services holding company with interests in life insurance, health insurance, retirement and investment services, asset management and reinsurance businesses. IGM is a wealth and asset management company, primarily providing investment advisory and related services.

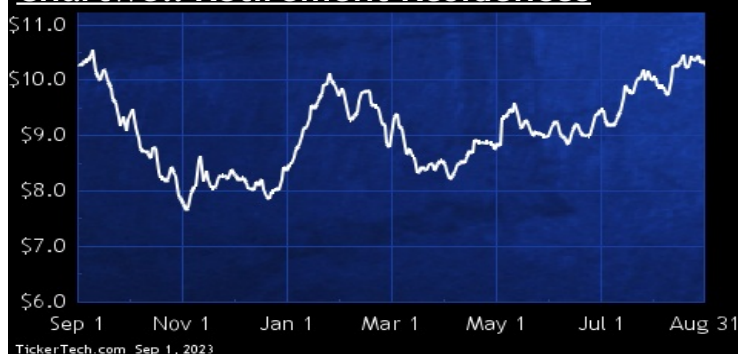
HEALTHCARE

DividendRank	Symbol	Dividend	Recent Yield*
#1	CSH.UN.CA	M 0.61	5.96%
#2	SIA.CA	M 0.94	7.97%
#3	EXE.CA	M 0.48	7.44%
#4	DR.CA	Q 0.32	3.44%
#5	HLS.CA	Q 0.20	4.30%
#6	RX.CA	Q 0.16	2.00%

* (updated 7 hours, 16 minutes ago) Yield calculations vary and may not be reliable nor comparable. Not all publicly traded securities are ranked; data may be incorrect or out of date. Rankings are for informational purposes only and do not constitute investment advice. [Full disclaimer](#)

SPOTLIGHT ON: CSH.UN.CA — 6.0% YIELD

Chartwell Retirement Residences



Chartwell Retirement Residences is an open-ended real estate trust. Co. indirectly owns and operates a portfolio of seniors housing communities across the continuum of care, all of which are located in Canada. Co.'s portfolio includes: independent living apartments, which consists of apartments/townhouses/bungalows with kitchen, availability of dining, life enrichment and housekeeping services; independent supportive living-apartments, which consists of apartments/ townhouses/ bungalows with kitchen, with availability of dining, life enrichment, housekeeping, personal assistance and care services; as well as independent supportive living-suites.

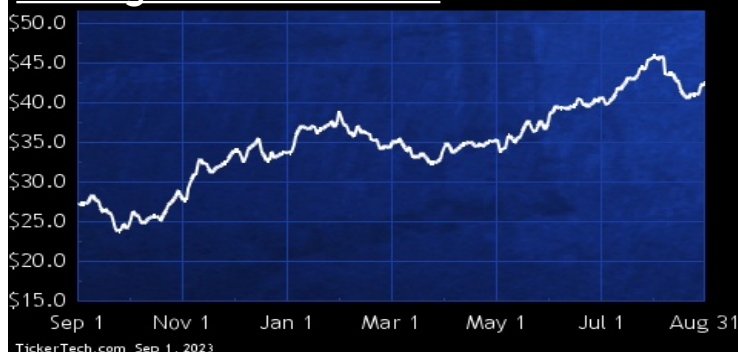
INDUSTRIAL

DividendRank	Symbol	Dividend	Recent Yield*
#1	FTT.CA	Q 1.00	2.36%
#2	RCH.CA	Q 0.60	1.39%
#3	MX.CA	Q 0.74	1.29%
#4	DBM.CA	Q 0.56	7.21%
#5	SIS.CA	M 0.52	3.23%
#6	NEO.CA	Q 0.40	4.34%
#7	CHE.UN.CA	M 0.60	7.05%
#8	AFN.CA	Q 0.60	1.02%
#9	MAL.CA	Q 0.10	1.39%
#10	VLN.CA	Q 0.12	1.17%

* (updated 7 hours, 16 minutes ago) Yield calculations vary and may not be reliable nor comparable. Not all publicly traded securities are ranked; data may be incorrect or out of date. Rankings are for informational purposes only and do not constitute investment advice. [Full disclaimer](#)

SPOTLIGHT ON: FTT.CA – 2.4% YIELD

Finning International Inc



Finning International is engaged in the selling of heavy equipment and power and energy systems, rental of equipment, and providing product support including sales of parts and servicing of equipment. Co.'s segments are: Canadian operations, which include dealership territories comprising British Columbia, Alberta, Saskatchewan, Yukon, the Northwest Territories, and portions of Nunavut and mobile on-site refuelling services in the Canada and in Texas, United States; South American operations, which include Chile, Argentina, and Bolivia; and United Kingdom and Ireland operations, which include England, Scotland, Wales, Northern Ireland, and the Republic of Ireland.

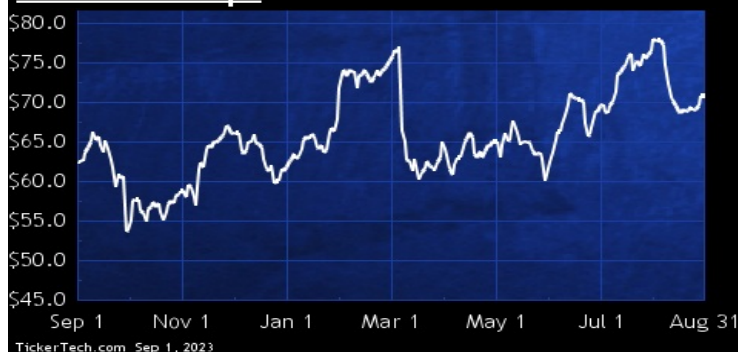
MANUFACTURING

DividendRank	Symbol	Dividend	Recent Yield*
#1	LNR.CA	Q 0.88	1.24%
#2	GIL.CA	Q 1.01	2.50%
#3	MG.CA	Q 2.49	3.14%
#4	XTC.CA	Q 0.42	5.32%
#5	MRE.CA	Q 0.20	1.46%
#6	ET.CA	Q 0.76	5.95%
#7	ABCT.CA	Q 0.15	2.50%
#8	VCM.CA	Q 0.22	1.28%
#9	CML.CA	Q 0.05	3.82%

* (updated 7 hours, 16 minutes ago) Yield calculations vary and may not be reliable nor comparable. Not all publicly traded securities are ranked; data may be incorrect or out of date. Rankings are for informational purposes only and do not constitute investment advice. [Full disclaimer](#)

SPOTLIGHT ON: LNR.CA – 1.2% YIELD

Linamar Corp.



Linamar is a global manufacturing company. Co. is made up of two segments: the Industrial segment and the Mobility segment. The Industrial segment is comprised of Skyjack Inc. (Skyjack) and MacDon. Skyjack manufactures scissor, boom and telehandler lifts for the aerial work platform industry. MacDon manufactures combine draper headers and self-propelled windrowers for the agricultural harvesting industry. The Mobility segment is subdivided into three regional groups: North America, Europe and Asia Pacific, which are integrated operations combining capabilities in light metal casting, forging, machining and assembly for both the global electrified and traditionally powered vehicle markets.

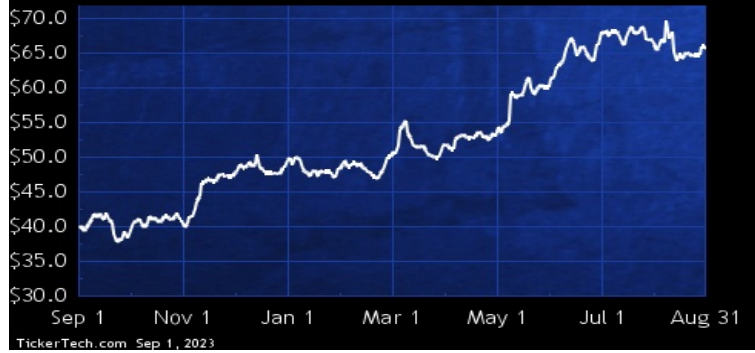
MATERIALS

DividendRank	Symbol	Dividend	Recent Yield*
#1	SJ.CA	Q 0.92	1.40%
#2	CAS.CA	Q 0.48	3.78%
#3	TCL.A.CA	Q 0.90	6.80%
#4	BOS.CA	Q 0.40	7.53%
#5	WEF.CA	Q 0.05	5.32%
#6	CCL.B.CA	Q 1.06	1.76%
#7	ADN.CA	Q 1.16	6.29%
#8	KPT.CA	Q 0.72	7.09%
#9	ADEN.CA	Q 0.52	1.54%
#10	WFG.CA	Q 1.58	1.55%
#11	SXP.CA	Q 0.14	3.02%
#12	WPK.CA	Q 0.12	0.30%
#13	WBE.CA	Q 0.02	9.76%

* (updated 7 hours, 16 minutes ago) Yield calculations vary and may not be reliable nor comparable. Not all publicly traded securities are ranked; data may be incorrect or out of date. Rankings are for informational purposes only and do not constitute investment advice. [Full disclaimer](#)

SPOTLIGHT ON: SJ.CA — 1.4% YIELD

Stella-Jones Inc.



Stella-Jones is a producer of pressure-treated wood products. Co. supplies all of the continent's key electrical utilities and telecommunication companies with wood utility poles, and North America's Class 1, short line and commercial railroad operators with railway ties and timbers. Co. also provides industrial products, which include wood for railway bridges and crossings, marine and foundation pilings, construction timbers and coal tar-based products. Additionally, Co. manufactures and distributes residential lumber and accessories to Canadian and American retailers for outdoor applications.

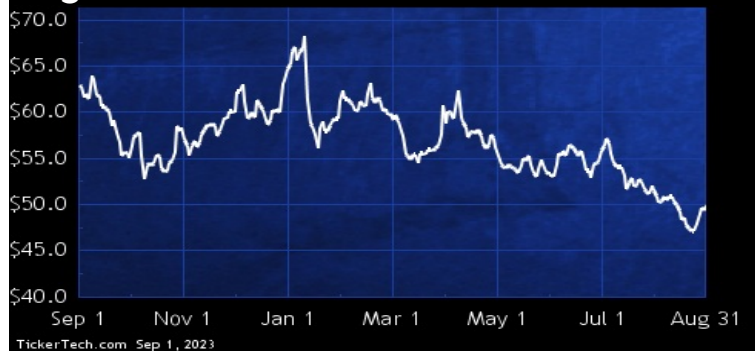
MEDIA

DividendRank	Symbol	Dividend	Recent Yield*
#1	CGO.CA	Q 2.92	5.85%
#2	QBR.B.CA	Q 1.20	3.88%
#3	Y.CA	Q 0.80	6.50%
#4	CJR.B.CA	Q 0.12	8.82%
#5	RAY.A.CA	Q 0.30	5.88%

* (updated 7 hours, 16 minutes ago) Yield calculations vary and may not be reliable nor comparable. Not all publicly traded securities are ranked; data may be incorrect or out of date. Rankings are for informational purposes only and do not constitute investment advice. [Full disclaimer](#)

SPOTLIGHT ON: CGO.CA — 5.8% YIELD

Cogeco Inc



Cogeco is a holding corporation which operates in the communications and media sectors. Co.'s Cogeco Communications Inc. subsidiary provides residential and business customers with Internet, video and telephony services through its two-way broadband fibre networks, operating in Quebec and Ontario, Canada, under the Cogeco Connexion name, and in the U.S. under the Atlantic Broadband brand in various states. Co.'s Cogeco Media Inc. subsidiary owns and operates radio stations with complementary radio formats and coverage serving a range of audiences mainly across the province of Quebec, as well as Cogeco News, a news agency.

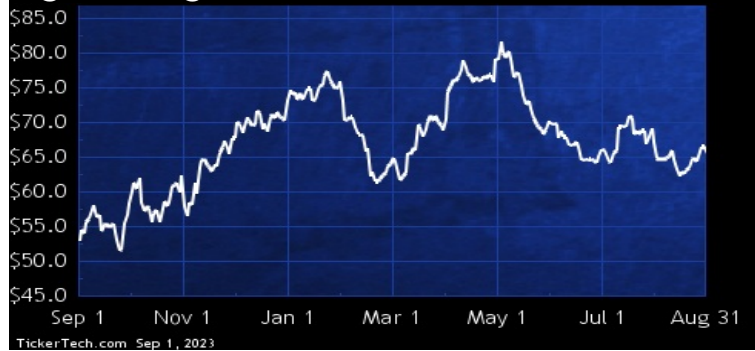
METALS & MINING

DividendRank	Symbol	Dividend	Recent Yield*
#1	AEM.CA	Q 1.60	2.44%
#2	STLC.CA	Q 1.68	4.34%
#3	RUS.CA	Q 1.60	3.98%
#4	EDV.CA	S 0.80	2.86%
#5	LIF.CA	Q 2.60	8.28%
#6	WPM.CA	Q 0.60	1.02%
#7	BTO.CA	Q 0.16	3.85%
#8	LUN.CA	Q 0.36	3.44%
#9	TFPM.CA	Q 0.21	1.12%
#10	ARG.CA	Q 0.12	8.39%
#11	CG.CA	Q 0.28	3.45%
#12	FNV.CA	Q 1.36	0.70%
#13	ASTL.CA	Q 0.20	1.93%
#14	DPM.CA	Q 0.16	1.83%
#15	ALS.CA	Q 0.32	1.45%

* (updated 7 hours, 16 minutes ago) Yield calculations vary and may not be reliable nor comparable. Not all publicly traded securities are ranked; data may be incorrect or out of date. Rankings are for informational purposes only and do not constitute investment advice. [Full disclaimer](#)

SPOTLIGHT ON: AEM.CA – 2.4% YIELD

Agnico Eagle Mines Ltd



Agnico Eagle Mines is a gold mining company, producing precious metals from operations in Canada, Australia, Finland and Mexico. It has a pipeline of exploration and development projects in these countries as well as in the U.S. and Colombia. Co. operates through three business units: Northern Business, Southern Business and Exploration. Co.'s Northern Business is comprised of its operations in Canada and Finland. Co.'s Southern Business is comprised of its operations in Mexico. Co.'s Exploration group focuses primarily on the identification of new mineral reserves and mineral resources and new development opportunities in politically stable and proven gold producing regions.

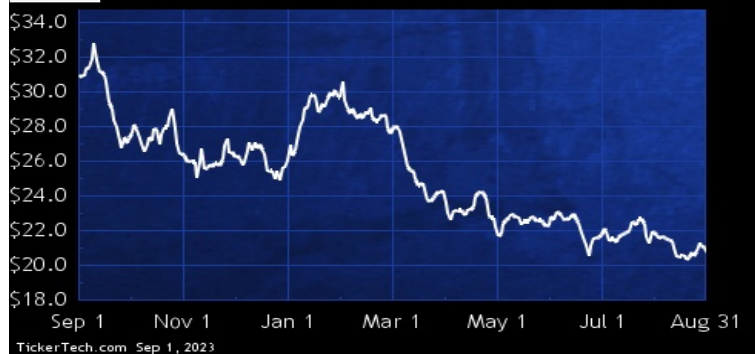
REAL ESTATE

DividendRank	Symbol	Dividend	Recent Yield*
#1	AP.UN.CA	M 1.80	8.67%
#2	FCR.UN.CA	M 0.86	6.29%
#3	REI.UN.CA	M 1.08	5.59%
#4	SRU.UN.CA	M 1.85	7.69%
#5	DRM.CA	Q 0.50	2.35%
#6	TCN.CA	Q 0.23	2.02%
#7	CHP.UN.CA	M 0.75	5.72%
#8	PLZ.UN.CA	M 0.28	7.12%
#9	NWH.UN.CA	M 0.80	11.71%
#10	CRT.UN.CA	M 0.90	6.17%
#11	DIR.UN.CA	M 0.70	5.08%
#12	HR.UN.CA	M 0.60	5.80%
#13	CAR.UN.CA	M 1.45	2.99%
#14	IIP.UN.CA	M 0.36	2.93%
#15	NET.UN.CA	M 0.34	7.06%

* (updated 7 hours, 16 minutes ago) Yield calculations vary and may not be reliable nor comparable. Not all publicly traded securities are ranked; data may be incorrect or out of date. Rankings are for informational purposes only and do not constitute investment advice. [Full disclaimer](#)

SPOTLIGHT ON: AP.UN.CA – 8.7% YIELD

Allied Properties Real Estate Investment Trust



Allied Properties Real Estate Investment is an unincorporated closed-end real estate investment trust. Co. is the owner operator of distinctive urban workspace in Canada's major cities and network-dense urban data centres in Toronto that form Canada's hub for global connectivity. Co.'s business is providing knowledge-based organizations with distinctive urban environments for creativity and connectivity.

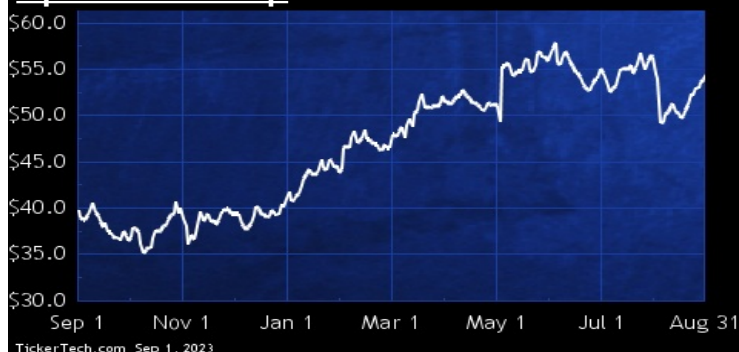
TECHNOLOGY

DividendRank	Symbol	Dividend	Recent Yield*
#1	OTEX.CA	Q 1.00	1.84%
#2	ONEX.CA	Q 0.40	0.48%
#3	ENGH.CA	Q 0.88	2.87%
#4	TCS.CA	Q 0.30	1.04%
#5	CMG.CA	Q 0.20	2.30%
#6	CTS.CA	Q 0.04	1.40%
#7	DND.CA	Q 0.07	0.42%
#8	SYZ.CA	Q 0.04	0.51%
#9	CTO.CA	S 0.06	2.88%
#10	HMM.A.CA	S 0.06	0.76%

* (updated 7 hours, 16 minutes ago) Yield calculations vary and may not be reliable nor comparable. Not all publicly traded securities are ranked; data may be incorrect or out of date. Rankings are for informational purposes only and do not constitute investment advice. [Full disclaimer](#)

SPOTLIGHT ON: OTEX.CA – 1.8% YIELD

Open Text Corp



Open Text is engaged in providing Information Management software solutions. Co.'s products are provided as software as a service, through off-cloud solutions, on the OpenText Cloud, on third-party public clouds or as a combination. Co.'s products and services include: Content Cloud, which connects content to the digital business to eliminate silos and provides secure and compliant remote access to both structured and unstructured data; Business Network Cloud, which provides a foundation for digital supply chains and secure e-commerce; and Security and Protection Cloud, which provides cybersecurity, data protection, digital forensic and endpoint security solutions.

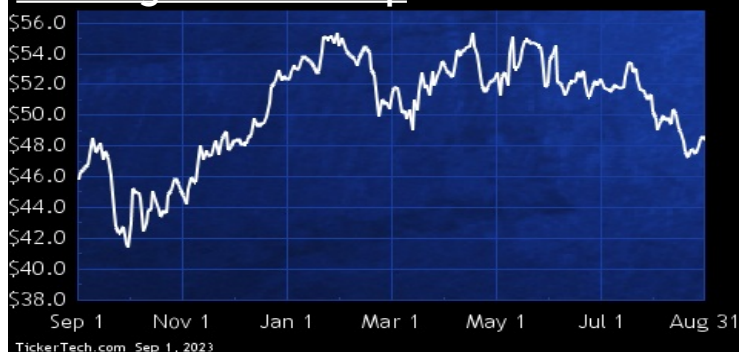
TRANSPORTATION

DividendRank	Symbol	Dividend	Recent Yield*
#1	EIF.CA	M 2.52	5.21%
#2	MTL.CA	M 0.72	5.04%
#3	ALC.CA	Q 0.72	4.78%
#4	CJT.CA	Q 1.14	1.19%
#5	WTE.CA	Q 1.40	4.81%
#6	TFIL.CA	Q 1.40	0.76%
#7	CP.CA	Q 0.76	0.71%
#8	QTRH.CA	Q 0.05	3.38%
#9	AND.CA	Q 0.32	0.73%
#10	TTNM.CA	Q 0.08	2.83%
#11	LGT.B.CA	Q 0.52	0.77%

* (updated 7 hours, 16 minutes ago) Yield calculations vary and may not be reliable nor comparable. Not all publicly traded securities are ranked; data may be incorrect or out of date. Rankings are for informational purposes only and do not constitute investment advice. [Full disclaimer](#)

SPOTLIGHT ON: EIF.CA – 5.2% YIELD

Exchange Income Corp



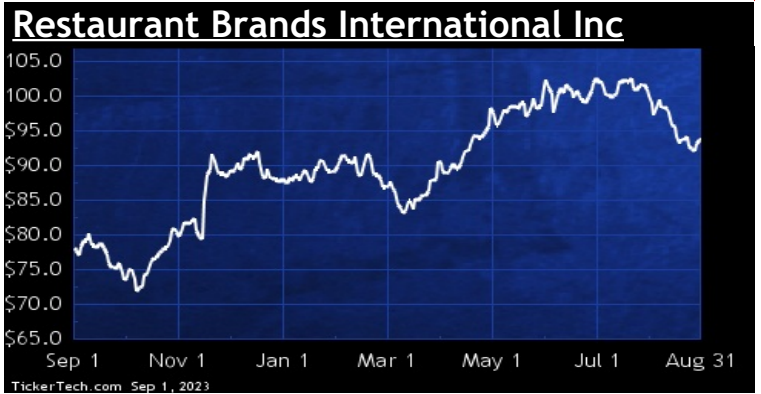
Exchange Income is engaged as a diversified, acquisition-oriented corporation focused on opportunities in the aerospace, aviation, and manufacturing sectors. Co. has two operating segments: Aerospace and Aviation and Manufacturing.

TRAVEL & ENTERTAINMENT

DividendRank	Symbol	Dividend	Recent Yield*
#1	QSR.CA	Q 2.20	2.34%
#2	AW.UN.CA	M 1.92	5.74%
#3	BPF.UN.CA	M 1.28	7.93%
#4	PZA.CA	M 0.90	6.14%
#5	SRV.UN.CA	M 1.14	6.93%
#6	MTY.CA	Q 1.00	1.51%
#7	GH.CA	M 0.36	4.09%
#8	KEG.UN.CA	M 1.14	7.47%
#9	PBL.CA	Q 0.16	0.61%
#10	TOY.CA	Q 0.24	0.67%

* (updated 7 hours, 16 minutes ago) Yield calculations vary and may not be reliable nor comparable. Not all publicly traded securities are ranked; data may be incorrect or out of date. Rankings are for informational purposes only and do not constitute investment advice. [Full disclaimer](#)

SPOTLIGHT ON: QSR.CA – 2.3% YIELD



Restaurant Brands International is a holding company. Through its subsidiaries, Co. is engaged as a quick service restaurant company. Co.'s Tim Hortons®, Burger King® and Popeyes® brands have similar franchise business models with complementary daypart mixes and product platforms. Under the Tim Hortons brand, Co. operates in the donut/coffee/tea category of the quick service segment of the restaurant industry. Under the Burger King brand, Co. operates in the fast food hamburger restaurant category of the quick service segment of the restaurant industry. Under the Popeyes brand, Co. operates in the chicken category of the quick service segment of the restaurant industry.

UTILITIES

DividendRank	Symbol	Dividend	Recent Yield*
#1	CPX.CA	Q 2.46	6.05%
#2	EMA.CA	Q 2.76	5.45%
#3	BCE.CA	Q 3.87	6.76%
#4	CU.CA	Q 1.79	5.60%
#5	CCA.CA	Q 3.10	4.65%
#6	T.CA	Q 1.45	6.13%
#7	TPZ.CA	Q 1.24	5.71%
#8	H.CA	Q 1.19	3.38%
#9	ALA.CA	Q 1.12	4.24%
#10	ACO.X.CA	Q 1.90	5.10%
#11	RNW.CA	M 0.94	7.15%
#12	FTS.CA	Q 2.26	4.26%
#13	AQN.CA	Q 0.43	4.24%
#14	BEPC.CA	Q 1.35	3.58%
#15	TA.CA	Q 0.22	1.70%

* (updated 7 hours, 16 minutes ago) Yield calculations vary and may not be reliable nor comparable. Not all publicly traded securities are ranked; data may be incorrect or out of date. Rankings are for informational purposes only and do not constitute investment advice. [Full disclaimer](#)

SPOTLIGHT ON: CPX.CA – 6.0% YIELD



Capital Power is a North American independent power producer. Co. develops, acquires, owns and operates utility-scale renewable and thermal power generation facilities and manages its related electricity and natural gas portfolio by undertaking trading and marketing activities. Co. builds, owns and operates facilities that include renewables such as wind, solar and waste heat, and thermal such as natural gas and coal.



 **Canada Stock Channel**

"Educating U.S. Investors About Canadian Stocks"